

Since 1948 Exploring the wonderful world of beekeeping together

The Bee Buzzer

Monthly publication of the

Northeastern Kansas Beekeepers' Association

VOLUME 72, NUMBER 11

EDITOR: CHERYL BURKHEAD

November 2020

General Meeting

Monday, November 16, 2020 (7 p.m.)

Join Us for a ZOOM Meeting


“In the comfort of your own home”

Download the Zoom App and watch from your computer, smartphone, or tablet
Log in instructions will be posted on the www.NEKBA.org website.

Main Program: “An Update on the Effects of Fungicides, Insect Growth Regulators, Herbicides, and Surfactants on Honey Bees”
-Dr. Raymond A. Cloyd; Professor & Extension Specialist in Horticultural Entomology/Plant Protection, Dept. of Entomology, Kansas State University, Manhattan, KS.
Youth Scholarship Presentations by Wyatt Cooper & Ben Beckwith

Beelines

By President Ed Darlington



Typically, this is the month we elect new officers. This year we have only one opening on the board and that is to replace Sara Murry whose

term has expired. She has requested to step down at the end of her term.

We are currently meeting through a software platform called Zoom. It presents some challenges as to how we enable the general membership to participate in this election process. We are asking anyone interested in serving as our secretary, to directly contact (by email or by phone) one of our nominating committee members: Joli Winer joli@heartlandhoney.com 913-593-3851, Becky Tipton bstbees@embargmail.com 785-484-3710, Jo Patrick brian-patrick@sbcglobal.net 913-645-8947, or Cheryl Burkhead cbfritz@aol.com 785-224-9077. Please do so as soon as possible between receipt of this newsletter, and before our November 16th monthly meeting.

I apologize to the general membership, as I should have started the officer selection process through our October newsletter. Trying to keep pace with the necessary changes, and adhering to our by-laws, or other forms of traditional communication, has not been as seamless I would have liked.

So, while there are many challenges presented because of the Covid-19 virus restrictions imposed on us, obtaining great instruction through virtual webinar type classes isn't one of them.

Some of us witnessed this on October 23rd. Kansas Honey Producers had their fall conference via a Virtual Zoom meeting. The presentations were absolutely excellent!

We have seen a number of other examples of virtual webinar-type meetings that have provided superb instruction. Please keep this in mind as we plan for our beginning Beekeeping class in January and our Year 2 and Bee-yond class in February.



Youth Scholarship KHPA Honey Show Results:

Many thanks to the youth scholarship students that participated in the Kansas Honey Producers Honey Show. The following are the big winners!

- Youth First Place: Wyatt Cooper (\$30)
- Youth Second Place: Argonia Hill Toppers (\$20)
- Youth Third Place: Vaelor Shakir (\$10)
- Black Label honey -Best tasting honey in Kansas (2020): Wyatt Cooper (\$40)



O' Bee Gal

“What Do You Know?” is a fantastic book by renowned beekeeping teacher Clarence H. Collison, retired from Mississippi State University. This book poses questions (and provides answers) for beekeepers at all levels of experience. Sadly, the book is out of print but can often be found on used book sites. The quest for answers is central to becoming a better beekeeper. Once again, the NEKBA group will offer beekeeping classes for those of us who want to be the best beekeeper we can.

Beginning Beekeeping: *January 30, 2021.* Topics: Bee Biology, Equipment, How to Install a Package of Bees and Monitor Colony Growth, What Does Healthy Look Like?, Diseases and Pests, Varroa Treatment and Management, and Preparing Hives for Winter. This class is designed for people who have not kept bees but we find that anyone with two years of experience or less will benefit from the topics presented. Please suggest this class to anyone considering beginning beekeeping. **

Year 2 and Bee-Yond: *Feb. 27, 2021.* Topics: Why Hives Die?, Spring Management for Year 2, Swarm Biology, Hive Stressors and IPM, Planting for Pollinators, Extracting your Honey Harvest, Moving Hives and Improving Apiary Locations, Wax Rendering. This class focuses on topics of interest to the beekeeper with some experience. Some topics are new this year and some speakers are new this year. There will be a lot of information for anyone with 5 years or fewer of beekeeping experience. **

These classes are being planned to be held virtually via Zoom. This means you can see everything from the comfort of your own home! It also means that each presentation will be recorded and available for you to view multiple times if you wish. (Only those people registered for the class will have access to the recordings.) There will be programs



2020 Meeting Dates: (Starting Time is 7pm. Log in a few minutes ahead on Zoom.)

- Monday, November 16, 2020
- Monday, December 14, 2020
- Monday, January 11, 2021
- Saturday, January 30, 2021 (Beginning Beekeeping Class)
- Monday, February 1, 2021 (Q & A)
- Monday, February 15, 2021
- Saturday, February 27, 2021 (Year 2 & Beyond)


**Save the Date
Funday, June 5, 2021**

NEKBA will be hosting a virtual Funday! Like in the past, when we were able to meet in person, there will be great speakers and informative topics! Stay informed about beekeeping and plan for a fun online event. More details will be posted as they become available.

Jo Patrick, Funday Coordinator
(913) 645-8947

and important information sent to each registered participant prior to the classes—your email address is critical. Your invitation to the class will be sent via email, too. Each class will be \$20 and will include a full year membership to NEKBA. Membership includes receiving our SUPER newsletter, “The Bee Buzzer” (sent via email) and you will receive an email with a link to all our monthly zoom events as well. Want to take both classes? Register for both for the phenomenal price of just \$30! Two full days of learning, membership, and get your questions answered by LOCAL, successful, bee experts. Register at www.NEKBA.org. Find the pull-down box and select the class(es) you wish. Don’t hesitate to subscribe to one of the national publications. Both are excellent bee information resources. Want to purchase a good reference book? Email me and I’ll give you a list of our favorites. Until then, check out our monthly meetings with fantastic programs and our monthly Q & A, Let’s Talk Bees. **I am working with Sheldon Brummel to try to get some or all of these classes recognized as part of the GPMB program.

Becky Tipton, Special Events Coordinator



Military/Veterans Apprentice Program

Greetings to all and I hope this finds everyone doing well and staying healthy in this trying time. This has been a year of many speed bumps, but as Americans, we will come through it. There are many holidays during the year which have special meanings to different people but the day that stands out as special to me is Veterans Day, November 11th. In the past, at our beekeeping gatherings, I have asked our military veterans to please stand and we give them a big round of applause for their service and sacrifices they have given to protect our country. I then ask all their spouses and anyone who was related to a veteran

to stand. Again, I ask those in the audience that knew a Veteran to stand; and, needless to say, it was hard to not know of someone who had served this country. By this time, everyone in the audience is standing. This is the month that we recognize our military by exchanging the blue light bulb in remembrance of police, to a green light for our military. Perhaps you can properly fly a flag or install a green porch light to show veterans they are recognized and appreciated for what they have sacrificed.

I’m Andy Nowachek and will be starting my 19th year working bees and am past president, board member, and member of NEKBA. I’m also a Vietnam navy veteran with an aunt, uncles, father in-law, cousins, brother-in-law’s and nephews who served from WW-2 to Afghanistan. This is why I believe our Military/Veterans Apprenticeship Program is helpful to our men and women of today’s military after serving our country.

In 2018, NEKBA felt as a club that it would be appropriate to give back to our military men and women for their service to our country. In years past, we were assured the safety of our families and loved ones from danger at home with the exception of the 1918 influenza pandemic. With the current Covid-19 pandemic in the world, it has to be mind-wrenching for those who are currently serving our country abroad with the uncertainty of how their loved ones are doing at home.

In 2018 we had two 20-year army veterans apply. In 2019 we had one army veteran. This year my wife, Wendy, and I have been mentoring a retired army major. We do have requirements for our Military/Veterans Apprenticeship Program but we will try and help any veteran that we can.

If you know of anyone who may be eligible or wanting to learn about bees and become a beekeeper, please have them contact me. I have found this to be very therapeutic over the years and with what is going on all over the world, this may be a good fit for some. We live in a world of more stress these days than ever before and this program is a way for veterans to return home and know they are appreciated for their sacrifices. Thanks, and have a fantastic day!

Andy Nowachek Military/Veterans Apprenticeship Liaison (913) 449-7169.



Meet the Beek

My introduction to bees, as the saying goes, started off on the wrong foot. I grew up in Nebraska, home of Big Red Football. When I was 12 years old, I started a lawn mowing business that blossomed into mowing many homes in our very small village in the Blue Valley hills. One lady had a beehive in her backyard that was an old wooden box that was barely held together. It was topped off with a piece of old wood and rock for a top. I mowed the entire yard and then mowed around that decrepit beehive last. Each mowing session resulted in getting stung 2 or 3 times. Honey from that area, shall we say, was very strong and I didn't like the taste of it. Honey and bees were at the bottom of my list of appreciation.

Fast forward after being in law enforcement for 8 years in a metropolis; I wished to get back to the outdoors and sanity in the world. We came back to small town America where I worked the rescue squad for a county at the border of Kansas. During this time, I became friends with Vernon Adee, a well-known beekeeper in the area. He sounded interesting but still bees were at the bottom of the list. One evening his son Richard Adee gave a talk and slide show at a group I was

attending. Something clicked at that meeting. A year later I found myself in Kansas running the Kansas division of Adee Honey Farms, the largest beekeeping operation in the world. Thank goodness he was a great mentor, as I had a short learning curve and was now taking care of 13,000 colonies. Each spring our bees moved to Mississippi, where I was part of the queen production grafting where Richard and I produced over 70,000 queens.



In the 90's, agriculture drastically changed in Kansas with corn being king. All the good honey producing crops were being plowed up and what was left was now being heavily sprayed with pesticides. We all decided that the Kansas operation would close and they would move everything to California where they heard that you get paid for pollinating almonds.



Once again, our family decided to stay in small town American and I began running 1,200 colonies of my own for many years. I wintered bees in Texas and produced queens there, selling them to cover the cost of being there plus a little


profit for those dry years in Kansas. Over the years we have gotten smaller and smaller due to age and health. Lanette and I have decided it was time to step out of the Commercial world. We now only run 150 colonies, sell a few queens, splits and honey to small packers throughout Kansas. Being small now allows us more time to do research, experiment and just play with the bees. Most importantly, we have time to enjoy grandkids, the great outdoors and each other. Jim Kellie



Tips for November

- Make sure that your hives have heavy bricks on them to keep our Kansas winds from blowing them off.
- Make sure your hives are tipped slightly forward so water will be able to run out.
- Get your mouse guards on so mice don't get into your hives.

- Make sure you have adequate ventilation so moisture doesn't accumulate on the inner cover and rain down on the bees. Wet cold bees are dead bees.
- Take the time to inventory your equipment so you can spend the winter putting new equipment together or repairing your equipment.
- Check for dead-outs and move into a storage area, clean out any dead bees and treat with paradichlorobenzene moth crystals. Do not store supers in plastic bags as this acts as an incubator for the wax moth. Left in the bee yard, bees will rob out any remaining honey and destroy the combs. Also, mice can destroy your comb. If storing in an area that freezes, you will not need to use chemicals to protect the comb.
- Check your hives for honey stores-if you do not have enough now, it is likely getting too late to feed syrup. Your top brood chamber should be full of honey. That is an adequate supply for your bees to make it through winter.
- Make beeswax candles and ornaments for holiday gifts. Try your hand at soaps, lotions, and lip balms and other value-added products.
- Renew your NEKBA membership as soon as possible!





Youth Scholarship News

Beginning this month, our youth scholarship students will begin giving their presentations to the club during the monthly zoom meetings. These are so rewarding because we can see how these young people and their bees have flourished. If you would like to donate to the youth scholarship fund, you may do so by selecting the donation button when you renew your membership. In the notes you can put that you would like your donation to be earmarked for the youth scholarship program. Robert may be able to set up a special “youth scholarship” button for you to choose to make your donation easier—we’ll check! Each youth scholarship costs the club between \$500 and \$600 dollars. Due to COVID-19 we have not been able to do our regular fundraisers—though we are working on doing some virtual ones! Stay tuned! Also, if you have experience doing silent auctions or raffles online, please call, text, or email Joli. Your help would be greatly appreciated! Her contact information is joli@heartlandhoney.com or 913-593-3562.



LIBRARY NEWS

Cecil Sweeney, librarian, is asking that any members who have books out of the library to try to return them. He would hate for too much time to pass and for them to get forgotten. You can either drop them by his house at 19201 S. Clare Rd, Spring Hill KS 66083 or mail them back to that address. You can call or text him at 913-593-3562 before you head that way. Additionally, you could email joli@heartlandhoney.com. You are welcome to call, text, or email and come by to pick out a

library book too! You must wear a mask. Cecil also ordered two new books for the library. Tom Seeley’s, *The Lives of Bees* and Tammy Horn Potter’s, *Flower Power: Establishing Pollinator Habitat*. Both authors presented at the Virtual Kansas Honey Producers meeting last week! They both knocked it out of the park! Any other suggestions for new library books may be requested using the above communication methods!

ASK QUINBY & REMI



Dear Remi and Quinby- What goes on inside of the hive in the winter?

Remi and Quinby Answer: It is one of the most fascinating aspects about bee behavior- honey bee clustering. This is how it works. In Dewey Caron’s book “*Honey Bee Biology and Beekeeping*” Dewey says, By the simple behavior of clustering, the honey bee can generate and conserve enough heat to survive the winter. A spherically shaped brood area and clustering behavior assists bees in maintaining a central hive temperature in the 90°F range regardless of the outside temperature. Bee clusters have a definite structure. The outer portion is an insulating shell of tightly clustered bees, varying from 1-3 inches thick. For warmth and to form the shell, the bees fill the spaces between the parallel combs and occupy empty cells in the comb. Bees on the outside are too cold to move but can protrude to sting if needed. As Diana Sammataro says in “*The Beekeeper’s Handbook*”, bees do not hibernate but form a well-defined ball or cluster when the air temperature is below 57°F. On days or weeks when the air temperatures are between 43-46°F most of the bees have joined the cluster. The winter cluster

expands and contracts as the outside temperatures rise and fall. Bees remain active in the cluster eating, moving about, rearing brood, and generating heat by shivering (contracting wing muscles). The by-product of these activities is metabolic water vapor which must be allowed to escape. Ventilation during the winter is as important as it is in the summer.

Dewey talks about bees moving honey—During moderating temperatures, the bees move honey from cells at the exterior closer to the cluster.

During cold spells, the cluster becomes more compact from the simple behavior of the individual bees moving inward as body temperature becomes too cold. As winter progresses, the cluster moves upward in the hive, seeking to maintain in constant contact with the stored honey. A portion of the cluster must always be in contact with the honey stores since this is the fuel needed to run the muscles which generate the heat.

Dear Remi and Quinby—Do the bees have to keep the whole hive warm?

Remi and Quinby Answer: No, they only keep the area of the hive warm where the queen and brood are. The bees are constantly moving within the cluster, changing positions, generating warmth, moving food etc.



HONEY PLANTS

Regularly asked questions concerning pollinators and nectar producing plants.

Throughout this year, I have answered a number of individual questions from other beekeepers and the general public. Here are just a few of these gems to share.

Q - Do all flowers have pollen and nectar?

A - Plants that are wind pollinated do not have nectar. Only plants that are visited by insect and animal type pollinators produce nectar. Nectar is the attractant that rewards the pollinator for visiting the flower.

Q - How does the honeybee know which flower has nectar?

A - Bees can sense a flower's electrical charge which tells them if the flower is worth visiting or not.

Q - What type of flower produces the highest amount of nectar?

A - Hermaphroditic plants (have both male & female plant parts) produce nectar every day.

Q - How far can bees smell flowers?

A - A bee's sense of smell is 100 times more sensitive than a human. Bees can smell a flower or toxin from at least 2 miles away.

Q - What flowers are bees most attracted too?

A - Single flowers versus double flowers full of flower petals provide more nectar for pollinators.

Q - What nectar source produces the sweetest honey?

A - Black Locust honey has found to be the sweetest while honeydew honey is the least sweet.

Q - How fast do flowers replenish nectar?

A - Some plants renew their nectar resource in a matter of 20 minutes, while others take a full day. Much is dependent on the type/size of pollinator and frequency of visits.

Q - What color of flowers are bees attracted to?

A - Blue, purple, and yellow are the most appealing colors. Additionally, flat or shallow blossoms will attract the largest variety of bees.

Q - What flower color are bees not attracted to?

A - Avoid flowers with red blooms. Bees do not see red - as it appears black to them.

Q - What flower has been found to produce the most nectar for pollinators?

A - The Torch Lily, also known as red-hot poker produces loads of nectar throughout the hottest and driest Summer days.

Chad Gilliland- Honey Plants Chairman



The Honey Pot

by Cheryl Burkhead

Herbed Turkey Breast

Ingredients:

½ cup – honey

¼ cup – orange juice

2 T – butter or margarine, melted

1 ½ tsp. – dried sage

1 tsp. – dried thyme

1 clove – garlic, minced

¾ tsp. – salt

¼ tsp. – pepper

1 boneless, skinless turkey breast, about 2 lbs.

Preheat broiler. Position oven rack 6 inches from heat source. Combine honey, orange juice, butter, sage, thyme, garlic, salt and pepper. Place turkey breast on rack set in broiler pan. Brush with some of honey mixture. Broil, brushing frequently with remaining mixture, turning turkey once, until no longer pink inside, about 40 minutes. Let stand 5 minutes before slicing.

Please don't forget to renew your membership!

If you care about us, as we care about yous, You'll make no delay and send in your dues-

We try awful hard; we work without pay- To help you keep bees, in a practical way. Your continued support, will help us grow.

The Editor and staff- thought you'd like to know.

NORTHEASTERN KS BEEKEEPERS' ASSOC. 2021 MEMBERSHIP APPLICATION

NAME _____

ADDRESS _____

CITY _____ STATE _____ ZIP+4 _____

PHONE _____ Email Address _____

I would like to receive the newsletter, *The Buzzer*, by email Yes _____ No _____

Membership Northeastern KS Beekeepers per year (July-Dec. \$7.50) \$15.00 _____

Additional family members wanting voting rights \$1.00 per person \$1.00 _____

Additional family member's name _____

(Youth Membership (18 years of age or under) \$7.50 _____

Membership for Kansas Honey Producers Association \$15.00 _____

American Bee Journal 1 year \$24.65 _____

Bee Culture Magazine (or subscribe online at www.BeeCulture.com) 1 year \$25.00 _____

Scholarship / Military/Veteran's Appr. Donation _____

Total _____

Make checks payable to: NEKBA or Northeastern Kansas Beekeepers Assn.

Mail to: Robert Burns, 7601 W 54th Terr., Shawnee Mission KS 66202 ph. 913-481-3504, rburnshoney@gmail.com

You may apply, re-new, register, and pay online at www.nekba.org

MENTORING-SWEET PRAIRIE HONEY

Have a Master Beekeeper help you at your beehive? I have an EAS and a Mid-West Master Beekeeper certificate. Evaluating your hives after winter, installing package bees, re-queening, making splits, or a one on one lesson at your beehive are just some of the things we can do. After each visit, I will leave you with a written evaluation sheet from each hive we go through. Call or text Kristi Sanderson at 913-768-4961 or email sandersonk09@gmail.com for pricing and appointment times.

FISHER'S BEE SUPPLIES

We carry a complete line of beekeeping supplies. We have woodenware, smokers, containers, foundation, beekeeping books, extractors, queens and package bees. We also have extractors for rent. We will trade wax for supplies. Our hours are: 1:00 - 5:00pm Monday - Friday and Saturday after 8:30am. Please call before coming to make sure we are here. ED FISHER 4005 N.E. 132nd Street, Smithville MO 64089, 816-532-4698

THE HAWLEY HONEY COMPANY

For Sale: White Clover honey strained in 5-gallon buckets. We will pack it in your jars for an extra fee. Bee equipment (new and used), Jars, foundation, bears, comb honey, used extractors. Bees: frames of brood. Corn syrup or sugar by the 5-gallon bucket or barrel. *If you need it, we probably have what you want.* Nucs for sale. New stainless-steel extractors from 4-frame, 12-frame & up. Raymond Cooper, 220 N Elm, Iola KS 66749. Call: 620-365-5956 after 8:00 p.m.

JORDY'S HONEY

Beekeepers.com is your local Kansas City Bee Company. We carry a full line of Beekeeping Supplies, Bees and Queens. Visit our web site Beekeepers.com for your all your beekeeping supplies and to pre-order any items to be picked up at the Overland Park Farmer's Market. Go to our Web Site and QueenBees.com to order your Queens. We are available Monday-Friday 9:00-4:30, Saturday by appointment only. Robert Hughes, 14054 W 107th St, Lenexa, KS 66215, 913-485-9132 or email RobertLHughes2000@yahoo.com

COTTIN'S HARDWARE & RENTAL

Cottin's stocks a full line of beekeeping equipment year-round including items manufactured by Harvest Lane Honey, Little Giant, and Bug Baffler. Products include hives, supers, frames, foundations, extractors, tools, and protective apparel. We also stock a full line of Home Brewing Mead Making supplies. Located in Lawrence, KS at 1832 Massachusetts Street. We are open Monday - Friday 7:30 am - 6:00 pm, Saturday 8:00 am - 5:00 pm, and Sunday 10:00 am - 5:00 pm. You can follow us on Facebook, Instagram and Twitter. Call us at 785-843-2981 or email us at hardware@sunflower.com

GOLDEN PRAIRIE HONEY FARMS & SAVE FARM AGRICULTURAL TRAINING PROGRAM

Our active duty & veteran students learn skills in woodworking & metal work by building beekeeping equipment, while learning beekeeping & honey production in our apiaries and extracting kitchen. We sell beekeeping supplies, containers, bottled & bulk honey, Packaged Bees, and Nucleus Bees. A Charitable, Educational Non-Profit, 501(c)(3), Proceeds go back into the training program. Hours Mon - Fri, 9-4. Golden Prairie Honey Farms, 8859 Green Valley Dr., Ste 4, Manhattan, KS 66502 Phone: (785) 370-3642 - Email gphfarms@gmail.com or order online at goldenprairiehoney.com

Next to Nature Farm

As your local Dadant dealer, let us fulfill your beekeeping supplies and equipment needs. High quality 5 frame Italian nucs with VHS Minnesota Hygienic Queens. Contact us at nexttonaturefarm@gmail.com or call Chad Gilliland at 785-491-1978. Come check us out at www.nexttonaturefarm.com

The Association does not endorse nor evaluate the advertisements, products or services offered in the Buzzer.

Northeastern Kansas Beekeepers Association
Robert Burns, Treasurer
7601 W 54th Terr
Shawnee Mission KS 66202-1129

Address Service Requested

Meeting

Monday, November 16, 2020

The Northeastern Kansas Beekeepers' Association

Membership is open to anyone interested in bees or bee culture. Dues are \$15.00 per calendar year (December 31-December 31) for the first in the family joining. Those joining in July or later in the year may pay \$7.50 for ½ year. Additional members of that family wanting voting privileges shall be assessed dues at \$1.00 per year. Youth memberships (18 years of age and younger) are \$7.50 per year. Please submit new memberships and renewals to the treasurer or on-line at www.nekba.org.

The Bee Buzzer is the official publication of the Northeastern Kansas Beekeepers' Association, Inc. and is published monthly. Commercial ads are accepted in the newsletter for a fee; non-commercial ads by paid members are accepted & are free.

The library of the association is free to all members. Books may be checked out at the meetings and kept for a period of 30 days. The bee publications, *The American Bee Journal* and *Bee Culture* can be subscribed through the treasurer or on-line. The *American Bee Journal* is offered at a discount through the association only.

The Association meets each month, generally on the third Monday at 7:00 p.m. except during the months of January and July. Beekeeping classes will tentatively be held in January and March for 2021. This is a non-profit organization; elected officers serve without pay. Everyone is invited to attend the meetings. Check *The Bee Buzzer* or website at www.nekba.org each month for the actual date, time and location. If the weather is bad, call an officer or check the website to find out if the meeting will be held or cancelled.

2020 Officers

President: Ed Darlington , 2804 E 174th St., Belton, MO 64012	edarlington49@gmail.com	816-331-4934
1st VP (Program Chair): Steve Messbarger , 9802 S Burr Oak Circle, De Soto KS 66018	smessbarger55@gmail.com	913-226-2849
2nd VP (Librarian): Cecil Sweeney , 19201 S Clare Rd, Spring Hill, KS 66083	joli@heartlandhoney.com	913-593-3851
3rd VP (Honey Plants): Chad Gilliland , 23338 Kissinger Rd, Leavenworth, KS 66028	nexttonaturefarm@gmail.com	785-491-1978
Secretary: Sara Murry 20785 S Walker Rd., Spring Hill, KS 66083	smmurry6@gmail.com	913-530-2441
Treasurer: Robert Burns , 7601 W 54 th Terr., Shawnee Mission KS 66202	rburnshoney@gmail.com	913-481-3504
Youth Scholarship Chair: Joli Winer , 19201 S. Clare Rd. Spring Hill KS 66083	joli@heartlandhoney.com	913-593-3562
Military/Veteran Appr. Liaison: Andy Nowachek , 10921 W 91 st Terr, Shawnee Mission KS	awn@everestkc.net	913-438-5397
Editor: Cheryl Burkhead , 4521 SE 61st St., Berryton, KS 66409	cbfritz@aol.com	785-224-9077
Special Events Coordinator (Class): Becky Tipton , 9491 X Road, Meriden, KS 66512	bstbees@embarqmail.com	785-484-3710
Special Events Coordinator (Funday): Jo Patrick , 611 E Sheridan, Olathe KS 66061	brian-patrick@sbcglobal.net	913-645-8947
Webmaster: Robert Burns , 7601 W 54 th Terr., Shawnee Mission, KS 66202	rburnshoney@gmail.com	913-481-3504

Visit our Website at www.nekba.org. Save time. Re-new on-line.