

# HYDRAULICS INDEX

---

## ADAPTERS (STEEL)

37° Flare.....	769-778
37° Flare (with O-Ring).....	775-776A
Female Pipe Swivel.....	782-784
Ferulok.....	787
Metric Adapters.....	777-778
Pipe.....	779-784
Seal Lok.....	785-786

## FITTINGS

20 Series.....	749-754
22 Series.....	757
26 Series (Air Conditioning).....	748K-748P
30 Series.....	760-761
43 Series.....	740-745
55 Series.....	746-747A
71 Series.....	748-748C
78 Series.....	748E-748J
Caterpillar Style.....	748H-748J
88 Series.....	764
90 Series.....	767
91 Series.....	768-768A
Ferulok.....	787

## HOSES

### LOW PRESSURE

285 "Air Conditioning".....	737
881/811 "Suction & Return Lines".....	720

## O-RINGS

26 Series Air Conditioning... (771513).....	748N
43 Series Flange... (711510/ 2-2XX).....	744
Catepillar Style Flanges... (XARG).....	748I
ORFS... (2-OXX).....	786
SAE Straight Thread Port (3-9XX/ 711509)....	776A

## MEDIUM PRESSURE

201 "Hi-Temperature".....	726
426HT "Hi-Temperature".....	724
518C "Non-Conductive".....	734
919 "TFE Stainless".....	736

## HIGH PRESSURE

SS25UL "LPG".....	728
302 High Pressure.....	730
351TC Abrasion Resistant.....	731
451TC Tough Cover.....	732
471TC High Pressure.....	733
772TC High Pressure.....	733B
78C High Pressure.....	733C
Pressure Washer.....	798










## MISCELLANEOUS

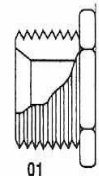
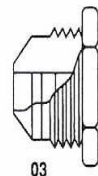
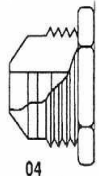

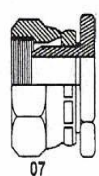
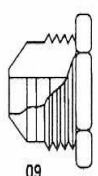
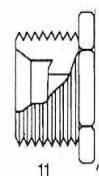
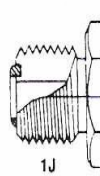
Armor Guards.....	795
Caplugs.....	796-797
Hose Fitting Thread Guide.....	719
Strain Relievers.....	795

## QUICK COUPLERS (HYDRAULIC)

20 Series.....	791
60 Series.....	792
4000 Series.....	793
6100 Series.....	790
FF Series.....	794

# HOSE THREAD FITTING GUIDES

									
Fitting Size	DIN "L" Swivel Female Thread Size	DIN "S" Swivel Female Thread Size	DIN "L" Male Stud Thread Size	DIN "S" Male Stud Thread Size	Male BSPP Thread Size	BSP Swivel Female Thread Size	French Swivel Female Gaz Series	French Swivel Female Metric Series	French Male Stud Metric Series
4	—	—	—	—	1/4x19	1/4x19	—	—	—
6	M12x1.5	M14x1.5	M12x1.5	M14x1.5	3/8x19	3/8x19	—	—	M12x1
8	M14x1.5	M16x1.5	M14x1.5	M16x1.5	1/2x14	1/2x14	—	—	M14x1.5
10	M16x1.5	M18x1.5	M16x1.5	M18x1.5	5/8x14	5/8x14	—	—	M16x1.5
12	M18x1.5	M20x1.5	M18x1.5	M20x1.5	3/4x14	3/4x14	—	—	M18x1.5
—	—	—	—	—	—	—	M20x1.5	—	—
14	—	M22x1.5	—	M22x1.5	—	—	—	—	M20x1.5
15	M22x1.5	—	M22x1.5	—	—	—	—	—	M22x1.5
16	—	M24x1.5	—	M24x1.5	1x11	1x 11	—	—	M24x1.5
—	—	—	—	—	—	—	M24x1.5	—	—
18	M26x1.5	—	M26x1.5	—	—	—	—	—	M27x1.5
20	—	M30x2	—	M30x2	1 1/4x11	1 1/4x11	—	—	M27x1.5
—	—	—	—	—	—	—	M30x 1.5	—	—
22	M30x2	—	M30x2	—	—	—	—	—	M30x1.5
25	—	M36x2	—	M36x2	1 1/2x11	1 1/2x11	—	—	M33x1.5
—	—	—	—	—	—	—	M36x1.5	—	—
28	M36x2	—	M36x2	—	—	—	—	—	M36x1.5
30	—	M42x2	—	M42x2	2x11	2x11	—	—	M39x1.5
33	—	—	—	—	—	—	M45x1.5	—	—

								
Dash Size	NPTF Pipe Thread Size	SAE (JIC) 37° Flare Thread Size	SAE 45° Flare Thread Size	"O" Ring Style Straight Thread Size	SAE Inverted Flare Thread Size	PTT 30° Flare Thread Size	SAE Flareless Thread Size	Seal-Lok Thread
2	1/8-27	5/16-24	5/16-24	5/16-24	—	—	5/16-24	—
3	—	3/8-24	3/8-24	3/8-24	—	—	3/8-24	—
4	1/4-18	7/16-20	7/16-20	7/16-20	1/4-18	—	7/16-20	9/16-18
5	—	1/2-20	1/2-20	1/2-20	—	—	1/2-20	—
6	3/8-18	9/16-18	5/8-18	9/16-18	3/8-18	—	9/16-18	11/16-16
8	1/2-14	3/4-16	3/4-16	3/4-16	1/2-14	—	3/4-16	13/16-16
10	—	7/8-14	7/8-14	7/8-14	—	—	7/8-14	1-14
12	3/4-14	11/16-12	11/16-12	11/16-12	—	—	11/16-12	13/16-12
14	—	13/16-12	—	13/16-12	—	—	13/16-12	—
16	1-11 1/2	15/16-12	—	15/16-12	—	15/16-14	15/16-12	17/16-12
20	1 1/4-11 1/2	15/8-12	—	15/8-12	—	15/8-14	15/8-12	—
24	1 1/2-11 1/2	17/8-12	—	17/8-12	—	17/8-14	17/8-12	—
32	2-11 1/2	2 1/2-12	—	2 1/2-12	—	2 1/2-12	2 1/2-12	—

# HOSES / RUBBER

## 881/811 (SAE 100R4) LOW PRESSURE "Suction and Return Lines"

881/811 (SAE 100R4) HOSE CAN BE USED WITH THE FOLLOWING FITTINGS . . .

43 Series                      Pages 740 - 745

88 Series                      Page 764

### Applications:

881 hose can be used for all hydraulic system hose suction or return lines.

### Construction:

Synthetic rubber tube; reinforced by two textile braids or a woven ply, combined with wire spiraled throughout the textile reinforcement to prevent collapse under vacuum.



### **Hose Cover**

need not be removed for assembly of no-skive fittings

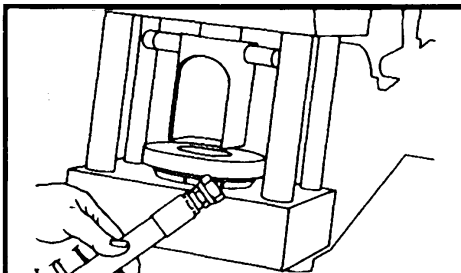
### Temperature Range:

-40°F to +257°F (-40°C to +125°C)

J&B #	HOSE I.D.	HOSE O.D.	PARKER #	MAXIMUM WORKING PRESSURE (PSI) 88HC-H Clamp	MAXIMUM WORKING PRESSURE (PSI) 88HC Clamp	MINIMUM BURST PRESSURE (PSI)	QTY
50812	3/4	1.20	811-12	300**	100*	1,200	Per/Ft
50816	1	1.49	811-16	250**	70*	1,000	Per/Ft
50817	1-1/4	1.78	811-20	200**	50*	800	Per/Ft
50819	1-1/2	2.06	881-24	150**	50*	600	Per/Ft
50821	2	2.48	881-32	100**	50*	400	Per/Ft

\* Pressure is below 100R4 requirements.

\*\* Parkrimp fitting pressure ratings.



See brochure for crimp machine information. . .

# HOSE / RUBBER

## 426 (SAE 100R1 AT) MEDIUM PRESSURE "Hi-Temp Hose"

426 (SAE 100R1 AT) HOSE CAN BE USED WITH THE FOLLOWING FITTINGS . . .

43 Series

Pages 740 - 745

### Applications :

For air above 250 PSI (1,7 Mpa), the cover should be pin-pricked. **Makes excellent pressure washer hose.**



### **Hose Cover**

need not be removed for assembly of no-skive fittings

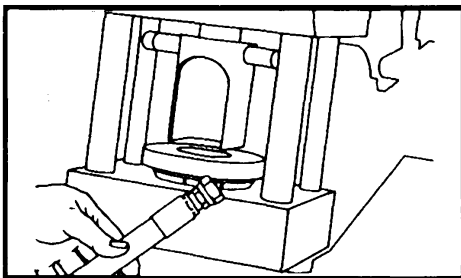
### Construction:

Synthetic rubber tube; single high tensile steel wire braid reinforcement; MSHA accepted synthetic rubber cover.

### Temperature Range:

Water, water/glycol, and water/oil emulsion hydraulic fluids up to +185°F (+85°C). Petroleum based hydraulic fluid and lubricating oils within a temperature range of -50°F to +302°F (-46°C to +150°C). Air within a temperature range of -40°F to + 158°F (-40°C to + 70°C).

J&B #	HOSE I.D.	HOSE O.D.	PARKER #	MAXIMUM WORKING PRESSURE (PSI)	MINIMUM BURST PRESSURE (PSI)	QTY
50520	3/8	.69	426-6	2,250	9,000	Per/Ft
50522	1/2	.81	426-8	2,000	8,000	Per/Ft



See brochure for crimp machine information. . .

# HOSE / RUBBER

## 201 (SAE J1402 All) MEDIUM PRESSURE "Hi-Temp Hose"

201 (SAE J1402 All) HOSE CAN BE USED WITH THE FOLLOWING FITTINGS . . .

20 Series	Pages 750 - 754
22 Series	Page 757
26 Series	Pages 748K-748N

### Applications:

Medium pressure hydraulic, turbo charger, filtration and lube oil lines, diesel fuel filter, engine and transmission coolant lines, ^air brake, power steering, and tilt cab. SAE J1402 and D.O.T. FMVSS 106-All air brake hose requirements.



### **Hose Cover**

need not be removed for assembly of no-skive fittings

### Construction:

Synthetic rubber tube, textile inner braid, high tensile steel wire braid reinforcement, textile braid cover.

### Temperature Range:

-40°F to +302°F (-40°C to +150°C) ^+158°F maximum.

J&B #	HOSE I.D.	HOSE O.D.	PARKER #	MAXIMUM WORKING PRESSURE (PSI)	MINIMUM BURST PRESSURE (PSI)	QTY
50204	3/16	.52	201-4	2,500	10,000	Per/Ft
50205	1/4	.58	201-5	2,250	9,000	Per/Ft
50206	5/16	.68	201-6	2,000	9,000	Per/Ft
50208	13/32	.77	201-8	1,850	8,000	Per/Ft
50210	1/2	.92	201-10	1,400	5,600	Per/Ft
50212	5/8	1.08	201-12	1,200	4,800	Per/Ft
50216	7/8	1.23	201-16	600	2,400	Per/Ft
	1-1/8	1.50	201-20	500	2,000	Per/Ft

\* Usage at temperatures exceeding +200°F is based on reduced working pressure.

# HOSE / RUBBER

---

## SS25UL "LPG Hose"

SS25UL LPG HOSE CAN BE USED WITH THE FOLLOWING FITTINGS . . .

20 Series                      Pages 750 - 754

22 Series                      Page 757

---

**Applications:**

Designed for use with liquefied petroleum gas (LPG).

**Construction:**

Synthetic rubber high temperature tube, one stainless steel wire braid and two textile braids.



**Temperature Range:**

-40°F to +257°F (-40°C to +125°C).

J&B #	HOSE I.D.	HOSE O.D.	PARKER #	MAXIMUM WORKING PRESSURE (PSI)	MINIMUM BURST PRESSURE (PSI)	QTY
50106	5/16	.68	SS25UL-6	350	1,750	Per/Ft

# HOSE / RUBBER

## 302 (SAE 100R2 TYPE AT) HIGH PRESSURE

302 (SAE 100R2 TYPE AT) HOSE CAN BE USED WITH THE FOLLOWING FITTINGS . .

30 Series                      Pages 760 - 761

43 Series                      Pages 740 - 745

### Applications:

High pressure service with petroleum base hydraulic fluids, \*water glycol and \*water-oil emulsion hydraulic fluids, hot oil, grease, lubricants, crude and fuel oils, ^air, \*water. For air or gas applications above 250 psi the cover should be pin pricked. MSHA accepted cover.



### **Hose Cover**

need not be removed for assembly of no-skive fittings


### Construction:

Synthetic rubber tube, two braids of high tensile steel wire reinforcement separated by synthetic rubber layer. Oil, weather and abrasion resistant synthetic rubber outer cover.

### Temperature Range:

-40°F to +212°F. (-40°C to +100°C) ^+158°F (+70°C) maximum, \*+185°F (+85°C) maximum.

J&B #	HOSE I.D.	HOSE O.D.	PARKER #	MAXIMUM WORKING PRESSURE (PSI)	MINIMUM BURST PRESSURE (PSI)	QTY
50554	1/4	.59	302-4	5,800	20,000	Per/Ft
50556	3/8	.75	302-6	4,750	16,000	Per/Ft
50558	1/2	.88	302-8	4,000	14,000	Per/Ft
	5/8	1.00	302-10	3,600	11,000	Per/Ft
50562	3/4	1.16	302-12	3,100	9,000	Per/Ft
50564	1	1.50	302-16	2,400	8,000	Per/Ft
	1-1/4	1.86	302-20	1,800	6,500	Per/Ft
	1-1/2	2.16	302-24	1,300	5,000	Per/Ft
	2	2.66	302-32	1,150	4,500	Per/Ft



See brochure for crimp machine information. . .

# HOSE / RUBBER

## 351TC ABRASION RESISTANT

351TC HOSE CAN BE USED WITH THE FOLLOWING FITTINGS . .

43 Series

Pages 740-745

### Applications:

Petroleum-based hydraulic fluids and lubrication oils.

### Construction:

Inner tube of oil resistant Nitrile Synthetic rubber, two braids of high tensile steel wire reinforcement and an oil, weather and abrasion resistant, black, synthetic rubber, MSHA accepted cover.

### Temperature Range:

Petroleum base hydraulic fluids and lubricating oils within a temperature range of -40 C to +100 C (-40 F to +212 F). Water, water/glycol, and water/oil emulsion hydraulic fluids up to +85 C (+185 F). Air up to 70 C (158 F).

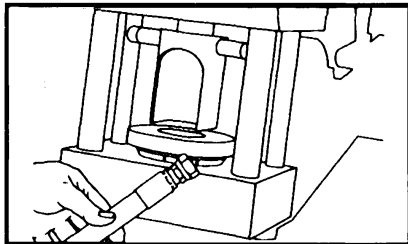
PARKER 351TC



### **Hose Cover**

need not be removed for assembly of no-skive fittings

J&B #	HOSE I.D.	HOSE O.D.	MIN. BEND RADIUS	PARKER #	MAXIMUM WORKING PRESSURE (PSI)	MINIMUM BURST PRESSURE (PSI)	QTY
50584	1/4	.51	2	351TC-4	4000	16,000	Per/Ft
50585	3/8	.67	2-1/2	351TC-6	4000	16,000	Per/Ft
50588	1/2	.80	3-1/2	351TC-8	4000	16,000	Per/Ft
50589	5/8	.93	4	351TC-10	4000	16,000	Per/Ft
50591	3/4	1.09	4-3/4	351TC-12	4000	16,000	Per/Ft



See brochure for crimp machine information. . .



# HOSE / RUBBER

## 451TC 3000 PSI CONSTANT PRESSURE TOUGH COVER HOSE

451TC HOSE CAN BE USED WITH THE FOLLOWING FITTINGS . .

43 Series

Pages 740 - 745

### Applications:

3000 PSI hose for applications where greater protection against abrasion is required.

### Construction:

Synthetic rubber tube compatible with most petroleum-base hydraulic fluids; a high-tensile steel wire reinforcement; and an oil, weather, and abrasion resistant black synthetic rubber cover.

### Temperature Range:


Most petroleum – base hydraulic and lubricating oils within a temperature range of -40°F to +212°F (40°C to +100°C). Water, water/glycol, and water/oil emulsion hydraulic fluids up to +185°F (+85°C). Air within a temperature range of -40°F to +158°F (-40°C to +70°C).



### **Hose Cover**

need not be removed for assembly of no-skive fittings

J&B #	HOSE I.D.	HOSE O.D.	MIN. BEND RADIUS	PARKER #	MAXIMUM WORKING PRESSURE (PSI)	MINIMUM BURST PRESSURE (PSI)	QTY
50057	1/4	.52	2	451TC-4	3,000	12,000	Per/Ft
50059	3/8	.68	2-1/2	451TC-6	3,000	12,000	Per/Ft
50050	1/2	.80	3-1/2	451TC-8	3,000	12,000	Per/Ft
50051	5/8	.94	4	451TC-10	3,000	12,000	Per/Ft
50052	3/4	1.10	4-3/4	451TC-12	3,000	12,000	Per/Ft
50054	1	1.40	6	451TC-16	3,000	12,000	Per/Ft
50590	1-1/4	1.85	8-1/4	451TC-20	3,000	12,000	Per/Ft



See brochure for crimp machine information. . .

# HOSE / RUBBER

## 471TC (EN857 TYPE 25C) HIGH PRESSURE HYDRAULIC HOSE

471TC HOSE CAN BE USED WITH THE FOLLOWING FITTINGS . .

43 Series

Pages 740-745

### Applications:

Petroleum-based hydraulic fluids and lubrication oils.

### Construction:

Inner tube of oil resistant Nitrile Synthetic rubber, Multiple high tensile steel wire reinforcements; and an oil, weather and abrasion-resistant black MSHA-accepted synthetic rubber cover.

### Temperature Range:

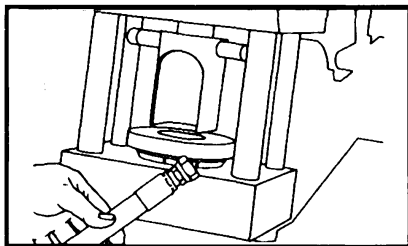
Petroleum base hydraulic fluids and lubricating oils within a temperature range of -40 C to +100 C (-40 F to +212 F). Water, water/glycol, and water/oil emulsion hydraulic fluids up to +85 C (+185 F). Air up to 70 C (158 F).



### **Hose Cover**

need not be removed for assembly of no-skive fittings

J&B #	HOSE I.D.	HOSE O.D.	MIN. BEND RADIUS	PARKER #	MAXIMUM WORKING PRESSURE (PSI)	MINIMUM BURST PRESSURE (PSI)	QTY
50576	3/8	.68	2-1/2	471TC-6	5,000	20,000	Per/Ft
50578	1/2	.80	3-1/2	471TC-8	4,250	17,000	Per/Ft
50582	3/4	1.09	4-3/4	471TC-12	3,125	12,500	Per/Ft
50583	1	1.39	6	471TC-16	2,500	10,000	Per/Ft



See brochure for crimp machine information. . .

# HOSE / RUBBER

## 772TC (SAE 100R12) HIGH PRESSURE HYDRAULIC HOSE

772TC HOSE CAN BE USED WITH THE FOLLOWING FITTINGS . .

71 Series

Pages 748-748B

### Applications:

Four heavy spiral hose for use on high pressure hydraulics.

### Construction:

Inner tube of oil resistant Nitrile Synthetic rubber, 4 spiral piles of high tensile steel wire reinforcement; and an oil, weather, and abrasion resistant black synthetic MSHA accepted rubber cover.

### Temperature Range:

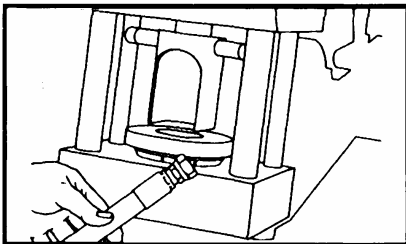
Petroleum base hydraulic fluids and lubricating oils within a temperature range of -40 C to +125 C (-40 F to +257 F). Water, water/glycol, and water/oil emulsion hydraulic fluids up to +85 C (+185 F). Air up to 70 C (158 F).



### **Hose Cover**

need not be removed for assembly of no-skive fittings

J&B #	HOSE I.D.	HOSE O.D.	MIN. BEND RADIUS	PARKER #	MAXIMUM WORKING PRESSURE (PSI)	MINIMUM BURST PRESSURE (PSI)	QTY
55712	3/4	1.20	9-1/2	772TC-12	4,000	16,000	Per/Ft
55716	1	1.48	12	772TC-16	4,000	16,000	Per/Ft
55720	1-1/4	1.84	16-1/2	772TC-20	3,000	12,000	Per/Ft
55724	1-1/2	2.07	20	772TC-24	2,500	10,000	Per/Ft
55732	2	2.59	25	772TC-32	2,500	10,000	Per/Ft



See brochure for crimp machine information. . .

# HOSE / RUBBER

## 782TC (SAE 100R13) HIGH PRESSURE HYDRAULIC HOSE

782TC HOSE CAN BE USED WITH THE FOLLOWING FITTINGS . .

78 Series Pages 748E-748J

### Applications:

Multiple plies of spiral wire, red rubber cover hose for use on high pressure hydraulics.

### Construction:

Synthetic rubber tube; multiple spirals of high tensile steel wire reinforcement; MSHA accepted red synthetic rubber cover.

### Temperature Range:

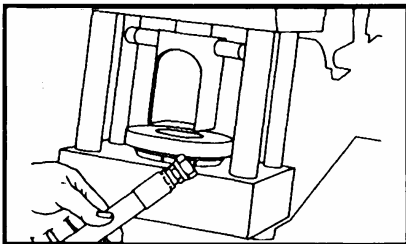
Petroleum based hydraulic fluids and lubricating oils within a temperature range of -40 F to +257 F (-40 C to +125 C). Water, water/glycol, and water/oil emulsion hydraulic fluids up to +185 F (+85 C). Air within a temperature range of -40 F to +158 F (-40 C to +70 C.) For air above 250psi(1,7 Mpa), the cover should be pin-pricked.



### **Hose Cover**

need not be removed for assembly of no-skive fittings

J&B #	HOSE I.D.	HOSE O.D.	MIN. BEND RADIUS	PARKER #	MAXIMUM WORKING PRESSURE (PSI)	MINIMUM BURST PRESSURE (PSI)	QTY
55740	1	1.52	12	782TC-16	5,000	20,000	Per/Ft
55742	1-1/4	1.96	16-1/2	782TC-20	5,000	20,000	Per/Ft
55744	1-1/2	2.26	20	782TC-24	5,000	20,000	Per/Ft



See brochure for crimp machine information. . .

# HOSE / THERMOPLASTIC

## 518C MEDIUM PRESSURE

"Non-Conductive Hose"

518C HOSE CAN BE USED WITH THE FOLLOWING FITTINGS . . .

55 Series

Pages 746-747

### Applications:

Hydraulic circuits and systems. Excellent low temperature flexibility and flex fatigue life, broad range of chemical compatibility, low elongation and volumetric expansion. Can be installed with very low bend radii. For hydraulic circuits and systems found on utility vehicles and equipment where exposure and contact with high voltage may be encountered.



Meets SAEJ343 for less than 50 microamps leakage under 75000 volts per ft. Meets or exceeds SAE 100R7 specifications.

### Construction:

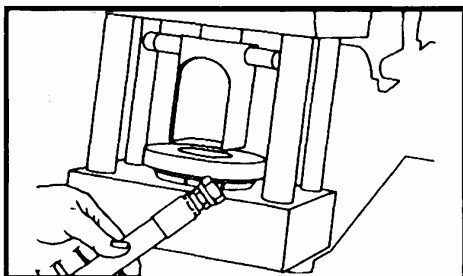
Elastomeric core, fiber reinforcement, abrasion-resistant special PFX cover. All layers bonded for optimum kink resistance and flexibility. High density braid for maximum impulse life without loss of flexibility. Standard cover is orange, non-perforated.

### Temperature Range:

-40°F to +212°F (-40°C to +100°C) except limited to +135°F (+57°C) for synthetic hydraulic fluids and water-based fluids.

J&B #	HOSE I.D.	PARKER #	MAXIMUM WORKING PRESSURE (PSI)	MINIMUM BURST PRESSURE (PSI)	QTY
V50038	1/8	518C-2	3,000	10,000	Per/Ft
50039	3/16	518C-3	3,000	12,000	Per/Ft
50040	1/4	518C-4	3,000	10,000	Per/Ft
50042	5/16	518C-5	3,000	10,000	Per/Ft
50046	3/8	518C-6	3,000	9,000	Per/Ft
50048	1/2	518C-8	3,000	9,000	Per/Ft

**NOTE:** The above hose is not intended for use in static discharge applications; i.e., airless paint spray.



See brochure for crimp machine information. . .

# HOSE / THERMOPLASTIC

## 919 (SAE100R14) MEDIUM PRESSURE "TFE Stainless"

919 (SAE100R14) HOSE CAN BE USED WITH THE FOLLOWING FITTINGS . . .

90 Series                      Page    767

91 Series                      Page    768

### Applications:

TFE liner is inert to almost all chemicals. Outstanding flex fatigue and shock resistance for hydraulic systems. Smooth, low friction, non-stick inner surface and corrosion resistant wire. PTFE is flexible at low temperatures, non-aging and low moisture permeation. Can be used for steam up to 200 psi (+388°F).



### **Hose Cover**

need not be removed for assembly of no-skive fittings

### Construction:

Extruded PTFE core tube, 304 stainless steel wire braid for reinforcement and mechanical protection.

### Temperature Range:

-100°F to +450°F (-73°C to +232°C).

J&B #	HOSE I.D.	PARKER #	MAXIMUM WORKING PRESSURE (PSI)	MINIMUM BURST PRESSURE (PSI)	MIN. BEND RADIUS	QTY
50307	3/16	919-4	3,000	12,000	2	Per/Ft
50305	1/4	919-5	3,000	12,000	3	Per/Ft
50308	5/16	919-6	2,500	10,000	4	Per/Ft
50309	13/32	919-8	2,000	8,000	5	Per/Ft
50310	1/2	919-10	1,500	6,000	6-1/2	Per/Ft
50312	5/8	919-12	1,200	5,000	7-1/2	Per/Ft

# AIR CONDITONING HOSE

## 285 (SAE J2064 TYPE C, CLASS 1) REFRIGERANT HOSE

285 HOSE CAN BE USED WITH THE FOLLOWING FITTINGS . .


26 Series

Pages

748K-748N

### Construction:

The hose has a nylon barrier between two elastomeric layers, a fabric braid reinforcement and a heat, moisture and ozone resistant elastomer cover.



### Temperature Range:


Refrigerant 12, 134a and 22 within a temperature range of -22 F to +257 F (-30 C to +125 C).

### **Hose Cover**

need not be removed for assembly of no-skive fittings

**285 HOSE IS ON OUR SHELF 50 FEET PER BOX**

J&B #	HOS E I.D.	HOSE O.D.	MIN. BEND RADIUS	PARKER #	MAXIMUM WORKING PRESSURE (PSI)	MINIMUM BURST PRESSURE (PSI)	QTY
46032	5/16	0.62	1-1/2	285-6-BX	500	2,500	Per/Ft
46033	13/32	0.74	2	285-8-BX	500	2,500	Per/Ft
46034	1/2	0.83	2-1/2	285-10-BX	500	2,500	Per/Ft
46035	5/8	0.96	3	285-12-BX	500	2,500	Per/Ft



See brochure for crimp machine information. . .

# PARKRIMP HOSE FITTINGS

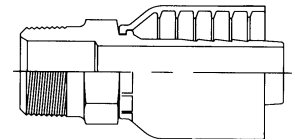
## 43 SERIES

43 SERIES FITTINGS CAN BE USED WITH THE FOLLOWING HOSES . . . .

881 (SAE 100R4)	LOW PRESSURE HOSE	Page 720
426HT (SAE 100R1 AT)	MEDIUM PRESSURE HOSE	Page 724
301 (SAE 100R2 AT)	HIGH PRESSURE HOSE	Page 730
341 (SAE 100R9 AT)	HIGH PRESSURE HOSE	Page 732
451TC (3000 PSI)	HIGH PRESSURE HOSE	Page 733
471TC	HIGH PRESSURE HOSE	Page 733A

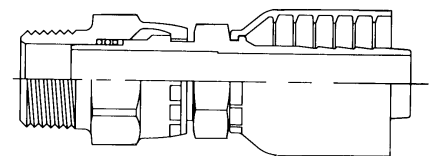
J&B #	PARKER #	HOSE I.D.	PIPE THREAD	QTY
52698	10143-2-4	1/4	1/8	1
52700	10143-4-4	1/4	1/4	1
52701	10143-6-4	1/4	3/8	1
52702	10143-4-6	3/8	1/4	1
52703	10143-6-6	3/8	3/8	1
52704	10143-8-6	3/8	1/2	1
52705	10143-6-8	1/2	3/8	1
52706	10143-8-8	1/2	1/2	1
52707	10143-12-8	1/2	3/4	1
52713	10143-8-10	5/8	1/2	1
52711	10143-12-10	5/8	3/4	1
52715	10143-8-12	3/4	1/2	1
52708	10143-12-12	3/4	3/4	1
52718	10143-16-12	3/4	1	1
52709	10143-12-16	1	3/4	1
52710	10143-16-16	1	1	1
52712	10143-20-20	1-1/4	1-1/4	1
52719	10143-24-24	1-1/2	1-1/2	1
52728	10143-32-32	2	2	1

**MALE PIPE NPTF  
10143**



J&B #	PARKER #	HOSE I.D.	PIPE THREAD	QTY
56515	11343-2-4	1/4	1/8	1
54304	11343-4-4	1/4	1/4	1
54305	11343-4-6	3/8	1/4	1
54306	11343-6-6	3/8	3/8	1
54307	11343-8-6	3/8	1/2	1
54309	11343-6-8	1/2	3/8	1
54308	11343-8-8	1/2	1/2	1
54310	11343-12-12	3/4	3/4	1
54312	11343-16-16	1	1	1

**MALE PIPE  
NPTF SWIVEL  
11343**



\* The fitting allows minor movement under pressure to relieve stress on hose, but is not to be used for continuous or extensive swiveling.



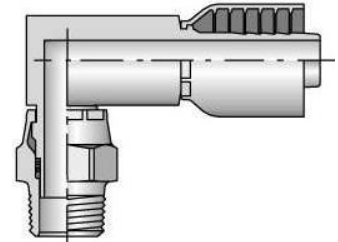
# PARKRIMP HOSE FITTINGS

## 43 SERIES

J&B #	PARKER #	HOSE SIZE	MALE PIPE	QTY
56120	11L43-4-4	1/4	1/4	1
56121	11L43-6-6	3/8	3/8	1
56122	11L43-8-8	1/2	1/2	1
56124	11L43-12-12	3/4	3/4	1

**MALE NPTF PIPE 90°  
ELBOW SWIVEL**

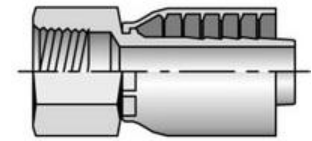
**11L43**



J&B #	PARKER #	HOSE SIZE	FEMALE PIPE	QTY
56417	10243-4-4	1/4	1/4	1
56419	10243-6-4	1/4	3/8	1
56420	10243-6-6	3/8	3/8	1
56421	10243-8-6	3/8	1/2	1
56422	10243-8-8	1/2	1/2	1
56424	10243-12-12	3/4	3/4	1

**FEMALE NPTF  
PIPE - RIGID**

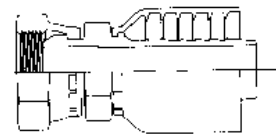
**10243**



J&B #	PARKER #	HOSE SIZE	PIPE THREAD	QTY
55020	10743-4-4	1/4	1/4	1
55022	10743-6-6	3/8	3/8	1
55025	10743-8-8	1/2	1/2	1
55026	10743-12-12	3/4	3/4	1

**FEMALE NPSM  
PIPE SWIVEL  
(60° CONE)**

**10743**

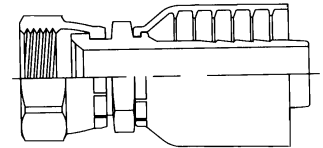


# PARKRIMP HOSE FITTINGS

## 43 SERIES

J&B #	PARKER #	HOSE I. D.	TUBE		QTY
			SIZE	THREAD	
* 52714	10643-4-4	1/4	1/4	7/16-20	1
* 52716	10643-5-4	1/4	5/16	1/2-20	1
52717	10643-6-4	1/4	3/8	9/16-18	1
52721	10643-4-6	3/8	1/4	7/16-20	1
52723	10643-5-6	3/8	5/16	1/2-20	1
52720	10643-6-6	3/8	3/8	9/16-18	1
* 52722	10643-8-6	3/8	1/2	3/4-16	1
55970	10643-10-6	3/8	5/8	7/8-14	1
52725	10643-6-8	1/2	3/8	9/16-18	1
* 52724	10643-8-8	1/2	1/2	3/4-16	1
* 52726	10643-10-8	1/2	5/8	7/8-14	1
52730	10643-12-8	1/2	3/4	1-1/16-12	1
52727	10643-8-10	5/8	1/2	3/4-16	1
52731	10643-10-10	5/8	5/8	7/8-14	1
52729	10643-12-10	5/8	3/4	1-1/16-12	1
52733	10643-8-12	3/4	1/2	3/4-16	1
* 52732	10643-10-12	3/4	5/8	7/8-14	1
52734	10643-12-12	3/4	3/4	1-1/16-12	1
* 52736	10643-14-12	3/4	7/8	1-3/16-12	1
* 52738	10643-16-12	3/4	1	1-5/16-12	1
52735	10643-12-16	1	3/4	1-1/16-12	1
* 52740	10643-16-16	1	1	1-5/16-12	1
52737	10643-20-16	1	1-1/4	1-5/8-12	1
* 52742	10643-20-20	1-1/4	1-1/4	1-5/8-12	1
52743	10643-24-24	1-1/2	1-1/2	1-7/8-12	1

**JIC 37° SWIVEL  
10643**

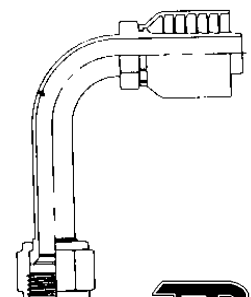


\* Note: The 10643 couplings contain a dual seat that accepts both the JIC (37°) and SAE (45°) male configurations, except in sizes - 6 (3/8") and - 12 (3/4")

J&B #	PARKER #	HOSE I. D.	TUBE		QTY
			SIZE	THREAD	
56140	14143-4-4	1/4	1/4	7/16-20	1
56141	14143-5-4	1/4	5/16	1/2-20	1
56142	14143-6-6	3/8	3/8	9/16-18	1
56144	14143-8-8	1/2	1/2	3/4-16	1
56145	14143-10-10	5/8	5/8	7/8-14	1
56146	14143-12-12	3/4	3/4	1-1/16-12	1
56147	14143-16-16	1	1	1-5/16-12	1
56148	14143-20-20	1-1/4	1-1/4	1-5/8-12	1

**JIC 37° SWIVEL 90°  
ELBOW (LONG)**

**14143**

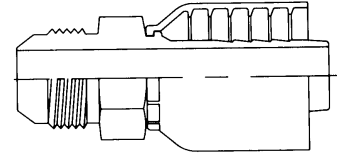


# PARKRIMP HOSE FITTINGS

## 43 SERIES

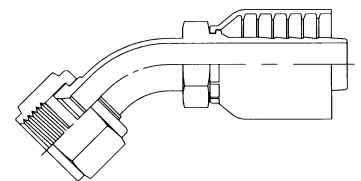
J&B #	PARKER #	HOSE SIZE	TUBE		QTY
			SIZE	THREAD	
54244	10343-4-4	1/4	1/4	7/16-20	1
54242	10343-5-4	1/4	5/16	1/2-20	1
54245	10343-6-4	1/4	3/8	9/16-18	1
54247	10343-5-6	3/8	5/16	1/2-20	1
54249	10343-6-6	3/8	3/8	9/16-18	1
54250	10343-8-6	3/8	1/2	3/4-16	1
54252	10343-8-8	1/2	1/2	3/4-16	1
54253	10343-10-8	1/2	5/8	7/8-14	1
54263	10343-12-8	1/2	3/4	1-1/16-12	1
54251	10343-8-10	5/8	1/2	3/4-16	1
54254	10343-10-10	5/8	5/8	7/8-14	1
54255	10343-12-10	5/8	3/4	1-1/16-12	1
54256	10343-12-12	3/4	3/4	1-1/16-12	1
54258	10343-16-12	3/4	1	1-5/16-12	1
54259	10343-16-16	1	1	1-5/16-12	1
55930	10343-20-20	1-1/4	1-1/4	1-5/8-12	1

**MALE JIC 37°  
10343**



J&B #	PARKER #	HOSE SIZE	TUBE		QTY
			SIZE	THREAD	
54202	13743-4-4	1/4	1/4	7/16-20	1
54204	13743-6-4	1/4	3/8	9/16-18	1
54206	13743-6-6	3/8	3/8	9/16-18	1
54205	13743-8-6	3/8	1/2	3/4-16	1
54208	13743-8-8	1/2	1/2	3/4-16	1
54207	13743-10-8	1/2	5/8	7/8-14	1
54209	13743-10-10	5/8	5/8	7/8-14	1
54215	13743-12-10	5/8	3/4	1-1/16-12	1
54212	13743-12-12	3/4	3/4	1-1/16-12	1
54214	13743-16-16	1	1	1-5/16-12	1
55932	13743-20-20	1-1/4	1-1/4	1-5/8-12	1

**JIC 37° SWIVEL 45°  
ELBOW  
13743**



# PARKRIMP HOSE FITTINGS

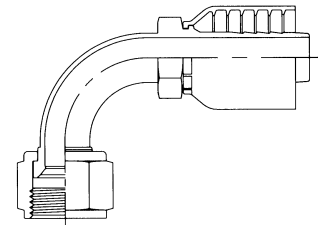
---

## 43 SERIES

J&B #	PARKER #	HOSE SIZE	TUBE		QTY
			SIZE	THREAD	
54219	13943-4-4	1/4	1/4	7/16-20	1
54225	13943-5-4	1/4	5/16	1/2-20	1
54222	13943-6-4	1/4	3/8	9/16-18	1
54295	13943-4-6	3/8	1/4	7/16-20	1
54223	13943-6-6	3/8	3/8	9/16-18	1
54224	13943-8-6	3/8	1/2	3/4-16	1
54296	13943-6-8	1/2	3/8	9/16-16	1
54226	13943-8-8	1/2	1/2	3/4-16	1
54227	13943-10-8	1/2	5/8	7/8-14	1
54228	13943-10-10	5/8	5/8	7/8-14	1
54298	13943-12-10	5/8	3/4	1-1/16-12	1
54230	13943-12-12	3/4	3/4	1-1/16-12	1
54231	13943-16-12	3/4	1	1-5/16-12	1
54232	13943-16-16	1	1	1-5/16-12	1
55934	13943-20-20	1-1/4	1-1/4	1-5/8-12	1

JIC 37° SWIVEL 90°  
ELBOW (Short)

13943



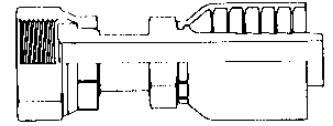
# PARKRIMP HOSE FITTINGS

## 43 SERIES

J&B #	PARKER #	HOSE SIZE	SEAL LOK		QTY
			SIZE	THREAD	
56290	1JS43-4-4	1/4	1/4	9/16-18	1
56292	1JS43-6-4	1/4	3/8	11/16-16	1
56293	1JS43-4-6	3/8	1/4	9/16-18	1
56294	1JS43-6-6	3/8	3/8	11/16-16	1
56295	1JS43-8-6	3/8	1/2	13/16-16	1
56296	1JS43-6-8	1/2	3/8	11/16-16	1
56300	1JS43-8-8	1/2	1/2	13/16-16	1
56301	1JS43-10-8	1/2	5/8	1-14	1
56299	1JS43-12-8	1/2	3/4	1-3/16-12	1
56297	1JS43-8-10	5/8	1/2	13/16-16	1
56302	1JS43-10-10	5/8	5/8	1-14	1
56304	1JS43-12-10	5/8	3/4	1-3/16-12	1
56306	1JS43-10-12	3/4	5/8	1-14	1
56307	1JS43-12-12	3/4	3/4	1-3/16-12	1
56308	1JS43-16-12	3/4	1	1-7/16-12	1
56311	1JS43-12-16	1	3/4	1-3/16-12	1
56309	1JS43-16-16	1	1	1-7/16-12	1
56310	1JS43-20-20	1-1/4	1-1/4	1-11/16-12	1

FEMALE "SEAL LOK"  
SWIVEL STRAIGHT

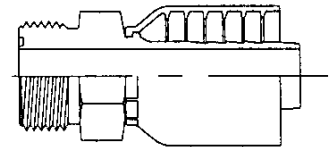
1JS43



J&B #	PARKER #	HOSE SIZE	SEAL LOK		QTY
			SIZE	THREAD	
52820	1J043-4-4	1/4	1/4	9/16-18	1
52821	1J043-6-6	3/8	3/8	11/16-16	1
52822	1J043-8-6	3/8	1/2	13/16-16	1
52823	1J043-8-8	1/2	1/2	13/16-16	1
52825	1J043-10-8	1/2	5/8	1-14	1
52824	1J043-10-10	5/8	5/8	1-14	1
52826	1J043-12-10	5/8	3/4	1-3/16-12	1
52828	1J043-12-12	3/4	3/4	1-3/16-12	1
52830	1J043-16-12	3/4	1	1-7/16-12	1


MALE "SEAL LOK"  
STRAIGHT WITH  
NITRILE O-RING

1J043



J&B #	PARKER #	HOSE SIZE	SEAL LOK		QTY
			SIZE	THREAD	
56510	1JC43-4-4	1/4	1/4	9/16-18	1
56512	1JC43-6-6	3/8	3/8	11/16-16	1
56514	1JC43-8-8	1/2	1/2	13/16-16	1
56509	1JC43-10-10	5/8	5/8	1-1/4	1

FEMALE  
"SEAL LOK"  
SWIVEL STRAIGHT  
(CLOSE NUT)  
1JC43

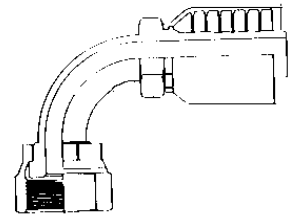


# PARKRIMP HOSE FITTINGS

## 43 SERIES

J&B #	PARKER #	HOSE SIZE	SEAL LOK		QTY
			SIZE	THREAD	
56388	1J943-4-4	1/4	1/4	9/16-18	1
56389	1J943-6-4	1/4	3/8	11/16-16	1
56390	1J943-6-6	3/8	3/8	11/16-16	1
56392	1J943-8-6	3/8	1/2	13/16-16	1
56418	1J943-6-8	1/2	3/8	11/16-16	1
56400	1J943-8-8	1/2	1/2	13/16-16	1
56402	1J943-10-8	1/2	5/8	1-14	1
56404	1J943-12-8	1/2	3/4	1-3/16-12	1
56405	1J943-8-10	5/8	1/2	13/16-16	1
56406	1J943-10-10	5/8	5/8	1-14	1
56408	1J943-12-10	5/8	3/4	1-3/16-12	1
56409	1J943-10-12	3/4	5/8	1-14	1
56410	1J943-12-12	3/4	3/4	1-3/16-12	1
56412	1J943-16-12	3/4	1	1-7/16-12	1
56414	1J943-16-16	1	1	1-7/16-12	1
56415	1J943-20-20	1-1/4	1-1/4	1-11/16-12	1

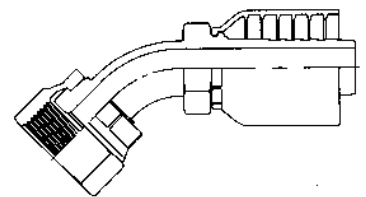
**FEMALE "SEAL LOK"  
SWIVEL 90° ELBOW  
(SHORT)  
1J943**



J&B #	PARKER #	HOSE SIZE	SEAL LOK		QTY
			SIZE	THREAD	
55140	1J743-4-4	1/4	1/4	9/16-18	1
55142	1J743-6-4	1/4	3/8	11/16-16	1
55144	1J743-6-6	3/8	3/8	11/16-16	1
55146	1J743-8-6	3/8	1/2	13/16-16	1
55148	1J743-8-8	1/2	1/2	13/16-16	1
55150	1J743-10-8	1/2	5/8	1-14	1
55152	1J743-12-8	1/2	3/4	1-3/16-12	1
55154	1J743-10-10	5/8	5/8	1-14	1
55156	1J743-12-12	3/4	3/4	1-3/16-12	1
55158	1J743-16-16	1	1	1-7/16-12	1
55160	1J743-20-20	1-1/4	1-1/4	1-11/16-12	1

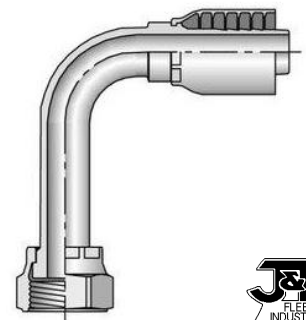
**FEMALE "SEAL LOK"  
SWIVEL 45 ELBOW**

**1J743**



J&B #	PARKER #	HOSE SIZE	SEAL LOK		QTY
			SIZE	THREAD	
52560	1J143-4-4	1/4	1/4	9/16-18	1
52561	1J143-6-6	3/8	3/8	11/16-16	1
52562	1J143-8-8	1/2	1/2	13/16-12	1
52564	1J143-12-12	3/4	3/4	1-3/16-12	1

**FEMALE "SEAL LOK"  
SWIVEL 90 ELBOW  
LONG DROP  
1J143**



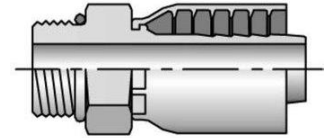
# PARKRIMP HOSE FITTINGS

## 43 SERIES

J&B #	PARKER #	HOSE SIZE	THREAD SIZE	QTY
55000	10543-4-4	1/4	7/16-20	1
55003	10543-6-6	3/8	9/16-18	1
55004	10543-8-6	3/8	3/4-16	1
55005	10543-6-8	1/2	9/16-18	1
55006	10543-8-8	1/2	3/4-16	1
55009	10543-10-8	1/2	7/8-14	1
55010	10543-12-8	1/2	1-1/16-12	1
55011	10543-10-10	5/8	7/8-14	1
55012	10543-12-10	5/8	1-1/16-12	1
55014	10543-12-12	3/4	1-1/16-12	1
55016	10543-16-16	1	1-5/16-12	1

**MALE SAE  
STRAIGHT THREAD  
WITH O-RING - RIGID**

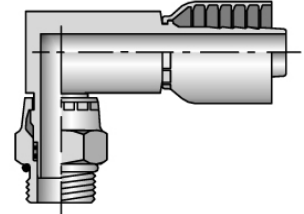
**10543**



**MALE SAE  
STRAIGHT THREAD  
WITH O-RING**

**90° ELBOW SWIVEL**

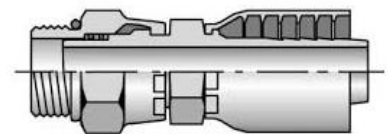
**10L43**



J&B #	PARKER #	HOSE SIZE	THREAD SIZE	QTY
56470	10L43-6-6	3/8	9/16-18	1
56472	10L43-8-8	1/2	3/4-16	1

**MALE SAE  
STRAIGHT THREAD  
WITH O-RING  
SWIVEL**

**10G43**



J&B #	PARKER #	HOSE SIZE	THREAD SIZE	QTY
52696	10G43-6-6	3/8	9/16-18	1

# PARKRIMP HOSE FITTINGS

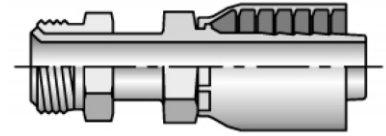
---

## 43 SERIES

**MALE INVERTED  
SAE 45° - SWIVEL**

**12843**

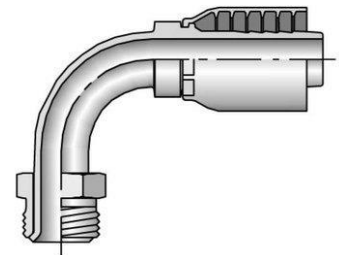
J&B #	PARKER #	HOSE SIZE	THREAD	QTY
56339	12843-4-4	1/4	7/16-24	1
56440	12843-5-6	3/8	1/2-20	1



**MALE INVERTED  
SAE 45° - SWIVEL  
90° ELBOW**

**16943**

J&B #	PARKER #	HOSE SIZE	THREAD	QTY
56450	16943-5-6	3/8	1/2-20	1



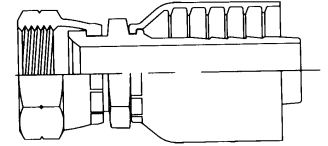


# PARKRIMP HOSE FITTINGS

## 43 SERIES

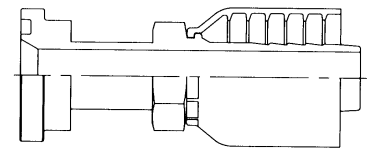
J&B #	PARKER #	HOSE SIZE	TUBE		QTY
			SIZE	THREAD	
52744	10843-6-6	3/8	3/8	5/8-18	1
^ 52747	10843-12-12	3/4	3/4	1-1/16-14	1

SAE 45° SWIVEL  
10843



J&B #	PARKER #	HOSE SIZE	FLANGE SIZE	FLANGE O.D.	FLANGE HEIGHT	QTY
52749	11543-8-8	1/2	1/2	1-3/16	.265"	1
52754	11543-12-12	3/4	3/4	1-1/2	.265"	1
^ 52755	11543-16-12	3/4	1	1-3/4	.315"	1
52756	11543-16-16	1	1	1-3/4	.315"	1
^ 52753	11543-20-16	1	1-1/4	2"	.315"	1

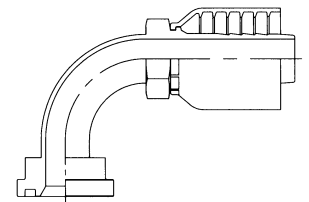
SAE (Code 61)  
FLANGE STRAIGHT  
11543



O-rings not included

J&B #	PARKER #	HOSE SIZE	FLANGE SIZE	FLANGE O.D.	FLANGE HEIGHT	QTY
^ 52751	11943-8-8	1/2	1/2	1-3/16	.265"	1
^ 52757	11943-12-8	1/2	3/4	1-1/2	.265"	1
52758	11943-12-12	3/4	3/4	1-1/2	.265"	1
^ 52759	11943-16-12	3/4	1	1-3/4	.315"	1
52760	11943-16-16	1	1	1-3/4	.315"	1
^ 52761	11943-20-16	1	1-1/4	2	.315"	1


SAE (Code 61)  
FLANGE 90° ELB.  
11943



O-rings not included

## 90 DUROMETER NITRILE O-RINGS

J&B #	PARKER #	FLANGE DASH SIZE	FLANGE SIZE	WIDTH	I.D.	QTY
56278	711510-6	-8	1/2	.139	.734	1
56280	711510-5	-12	3/4	.139	.984	1
56282	711510-4	-16	1	.139	1.296	1
56284	711510-3	-20	1-1/4	.139	1.484	1
56286	711510-2	-24	1-1/2	.139	1.859	1
56288	711510-1	-32	2	.139	2.234	1



O-RING

\* Numbers with a "^^" are not necessarily stocked in large quantities

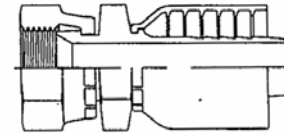
# PARKRIMP HOSE FITTINGS

## 43 SERIES

J&B #	PARKER #	HOSE SIZE	BSP PIPE THREAD	QTY
^ 54234	1FU43-4-4	1/4	1/4-19	1
^ 54236	1FU43-6-6	3/8	3/8-19	1
^ 54237	1FU43-8-8	1/2	1/2-14	1
^ 54238	1FU43-12-12	3/4	3/4-14	1

### JIS/BSP 30 FLARE SWIVEL FEMALE

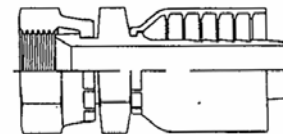
1FU43



J&B #	PARKER #	HOSE SIZE	TUBE		QTY
			SIZE	THREAD	
^ 55120	1MU43-4-4	1/4	1/4	M14-1.5	1
^ 55122	1MU43-6-6	3/8	3/8	M18-1.5	1
^ 55124	1MU43-8-8	1/2	1/2	M22-1.5	1

### JIS METRIC 30 FLARE SWIVEL FEMALE

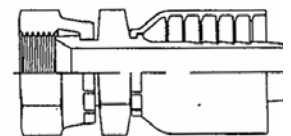
1MU43



J&B #	PARKER #	HOSE SIZE	TUBE		QTY
			SIZE	THREAD	
^ 55126	1XU43-10-10	5/8	5/8	M24-1.5	1

### JIS METRIC 30 FLARE SWIVEL FEMALE

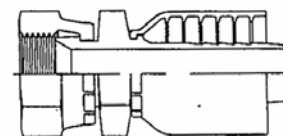
1XU43



J&B #	PARKER #	HOSE SIZE	BSP PIPE THREAD	QTY
^ 55110	1GU43-4-4	1/4	1/4-19	1
^ 55114	1GU43-6-6	3/8	3/8-19	1
^ 55116	1GU43-8-8	1/2	1/2-14	1

### JIS/BSP 60 CONE SWIVEL FEMALE

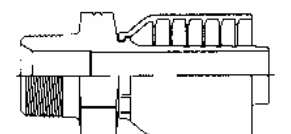
1GU43



J&B #	PARKER #	HOSE SIZE	BSP PIPE THREAD	QTY
^ 55130	1UT43-4-4	1/4	1/4-19	1
^ 55132	1UT43-6-6	3/8	3/8-19	1
^ 55134	1UT43-8-8	1/2	1/2-14	1

### MALE JIS/BSP TAPER 60 CONE

1UT43



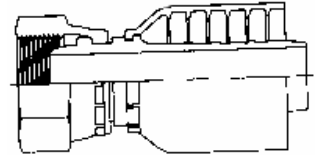
\* Numbers with a "^^" are not necessarily stocked in large quantities

# PARKRIMP HOSE FITTINGS

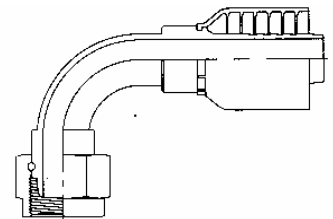
## 43 SERIES

J&B #	PARKER #	HOSE SIZE	BSP PIPE THREAD	QTY
^ 55030	19243-4-4	1/4	1/4-19	1
^ 55032	19243-6-6	3/8	3/8-19	1
^ 55034	19243-8-8	1/2	1/2-14	1
^ 55036	19243-12-12	3/4	3/4-14	1
^ 55038	19243-16-16	1	1-11	1

**BSP SWIVEL  
FEMALE  
BALL NOSE  
19243**

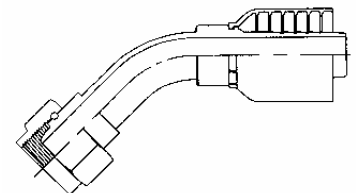


J&B #	PARKER #	HOSE SIZE	BSP PIPE THREAD	QTY
^ 55060	1B243-4-4	1/4	1/4-19	1
^ 55062	1B243-6-6	3/8	3/8-19	1
^ 55064	1B243-8-8	1/2	1/2-14	1
^ 55066	1B243-12-12	3/4	3/4-14	1



**BSP SWIVEL  
FEMALE 90 ELBOW  
BALLNOSE  
1B243**

J&B #	PARKER #	HOSE SIZE	BSP PIPE THREAD	QTY
^ 55044	1B143-4-4	1/4	1/4-19	1
^ 55046	1B143-6-6	3/8	3/8-19	1
^ 55048	1B143-8-8	1/2	1/2-14	1



**BSP SWIVEL  
FEMALE 45 ELBOW  
BALLNOSE  
1B143**

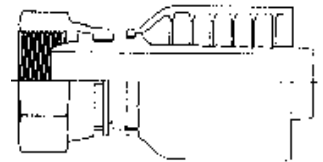
# PARKRIMP HOSE FITTINGS

## 43 SERIES

J&B #	PARKER #	HOSE SIZE	TUBE		QTY
			SIZE	THREAD	
55070	1C343-6-4	1/4	6mm	M12-1.5	1
55072	1C343-8-4	1/4	8mm	M14-1.5	1
55074	1C343-10-6	3/8	10mm	M16-1.5	1
55076	1C343-12-6	3/8	12mm	M18-1.5	1
55078	1C343-15-8	1/2	15mm	M22-1.5	1
55080	1C343-18-10	5/8	18mm	M26-1.5	1
55082	1C343-22-12	3/4	22mm	M30-2.0	1

**METRIC SWIVEL  
FEMALE BALL NOSE  
LIGHT SERIES**

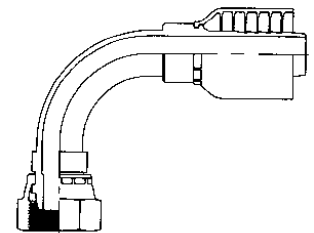
**1C343**



J&B #	PARKER #	HOSE SIZE	TUBE		QTY
			SIZE	THREAD	
55088	1C543-8-4	1/4	8mm	M14-1.5	1
55090	1C543-10-6	3/8	10mm	M16-1.5	1
55092	1C543-12-6	3/8	12mm	M18-1.5	1
55094	1C543-15-8	1/2	15mm	M22-1.5	1
55095	1C543-18-10	5/8	18mm	M26-1.5	1
55096	1C543-22-12	3/4	22mm	M30-2.0	1

**METRIC SWIVEL  
FEMALE BALL NOSE  
LIGHT SERIES  
90 ELBOW**

**1C543**



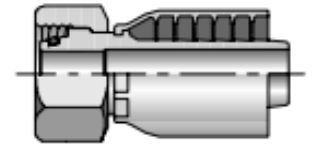
# PARKRIMP HOSE FITTINGS

## 43 SERIES

J&B #	PARKER #	HOSE SIZE	TUBE		QTY
			SIZE	THREAD	
55100	1C943-8-4	1/4	8mm	M16-1.5	1
55102	1C943-10-4	1/4	10mm	M18-1.5	1
55103	1C943-10-6	3/8	10mm	M18-1.5	1
55104	1C943-12-6	3/8	12mm	M20-1.5	1
55106	1C943-14-6	3/8	14mm	M22-1.5	1
55107	1C943-16-8	1/2	16mm	M24-1.5	1

METRIC SWIVEL  
FEMALE 24° CONE  
HEAVY SERIES  
WITH O-RING

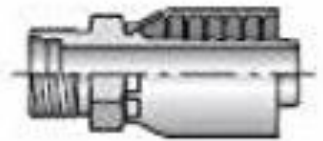
1C943



J&B #	PARKER #	HOSE SIZE	TUBE		QTY
			SIZE	THREAD	
55410	1D243-12-6	3/8	12mm	M20-1.5	1

METRIC RIGID  
MALE 24° CONE  
HEAVY SERIES  
WITH O-RING

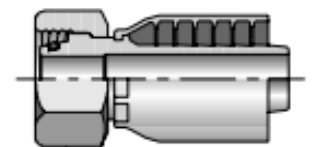
1D243



J&B #	PARKER #	HOSE SIZE	TUBE		QTY
			SIZE	THREAD	
55437	1CA43-6-4	1/4	6mm	M12-1.5	1
55438	1CA43-8-4	1/4	8mm	M14-1.5	1
55440	1CA43-10-4	1/4	10mm	M16-1.5	1
55442	1CA43-12-6	3/8	12mm	M18-1.5	1
55443	1CA43-15-8	1/2	15mm	M22-1.5	1
55445	1CA43-18-12	3/4	18mm	M26-1.5	1

METRIC SWIVEL  
FEMALE 24° CONE  
LIGHT SERIES  
WITH O-RING

1CA43



J&B #	PARKER #	HOSE SIZE	TUBE		QTY
			SIZE	THREAD	
51266	1D043-8-4	1/4	8mm	M14-1.5	1
51267	1D043-10-6	3/8	10mm	M16-1.5	1
51268	1D043-12-6	3/8	12mm	M18-1.5	1
51269	1D043-15-8	1/2	15mm	M22-1.5	1

METRIC SWIVEL  
MALE 24° CONE  
LIGHT SERIES  
WITH O-RING

1D043



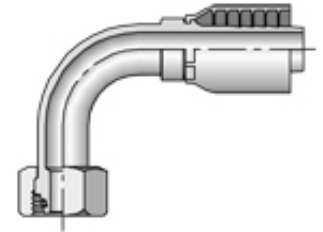
# PARKRIMP HOSE FITTINGS

---

## 43 SERIES

J&B #	PARKER #	HOSE SIZE	TUBE		QTY
			SIZE	THREAD	
55446	1CF43-8-4	1/4	8mm	M14-1.5	1

**METRIC SWIVEL  
90° ELBOW  
FEMALE 24° CONE  
LIGHT SERIES  
WITH O-RING  
1CF43**



# PARKRIMP HOSE FITTINGS

## 43 SERIES "FERRUL-FIX"

*Fast, On-The-Job Repair For Ruptured Bent Tube Hose Assemblies And Power Steering Lines*

### Problem . . .

The life of the combination tube-hose assembly is often limited to the service life of the hose alone. A replacement assembly may not be available, since equipment dealers are unable to stock all of the many odd tube configurations.

### Solution . . .

Parker FERRUL-FIX, a field attachable, reusable hose end fitting, now makes it possible to salvage the bent tube section of the original assembly for replacement. Most important, it gets you back into operation FAST!

**GETS YOU BACK IN OPERATION FAST** - No costly delays while replacement assemblies are rushed from the factory.

**LETS YOU REUSE EXPENSIVE BENT TUBE ENDS** - You can replace the hose at a fraction of the cost of complete assembly.

**ELIMINATES NEED FOR EMERGENCY BRAZING OR WELDING IN THE FIELD** - Ferrul-Fix can be assembled without special tools or equipment.

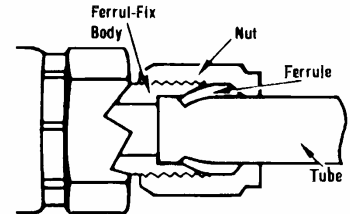
### Result . . .

### Features . . .

**3-Piece Design** - body, nut, ferrule. Wedging action of ferrule, when drawn down by nut, forms seal between body and ferrule, while cutting edge of ferrule "bites" into tube wall forming another positive seal.

**Visible Bite** - Extent of bite at cutting edge of ferrule is completely visible when fitting is dis-assembled; an important safety feature. Self-centering action assures even bite around circumference of tube.

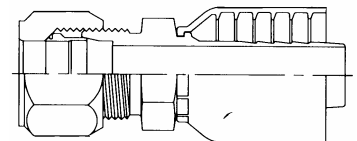
**Parkerize Finish** - Ferrul-Lok fittings have the Parkerize black finish, providing "built-in" lubrication which reduces wrench torque in make-up.



J&B #	PARKER #	HOSE I.D.	TUBE		QTY
			SIZE	THREAD	
^ 52745	11143-4-4	1/4	1/4	7/16-20	1
^ 52840	11143-5-4	1/4	5/16	1/2-20	1
^ 52842	11143-4-6	3/8	1/4	7/16-20	1
^ 52844	11143-5-6	3/8	5/16	1/2-20	1
52746	11143-6-6	3/8	3/8	9/16-18	1
52748	11143-8-8	1/2	1/2	3/4-16	1
52750	11143-10-8	1/2	5/8	7/8-14	1
52752	11143-12-12	3/4	3/4	1-1/16-12	1
^ 52789	11143-16-16	1	1	1-5/16-12	1

(SAE Flareless)  
"Ferrul-Fix"

11143



\* Numbers with a "A" are not necessarily stocked in large quantities

### FERRUL-FIX INSTALLATION INSTRUCTIONS:

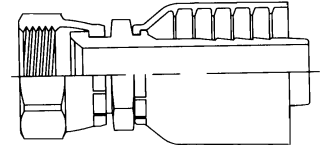
1. Cut the formed tube off squarely next to the permanent hose fitting. Lightly deburr the end of the tube internally and externally.
2. Disassemble the Ferrul-Fix fitting, and lubricate threads and both ends of the ferrule with an extreme pressure lubricant. Slide nut and ferrule onto tubing, with the long, straight end of the ferrule pointing toward the tube end.
3. Insert tube end into the Ferrul-Fix body until it bottoms against the shoulder. Slide ferrule inside body, and screw nut down finger tight.
4. Tighten nut with a wrench until tube no longer can be rotated easily. From this point, tighten nut one more complete turn. Disconnect nut and inspect lead edge of ferrule to make certain that the biting edge has turned up a shoulder completely around the tube.
5. Assemble Ferrul-Fix fitting to hose. Refer to assembly instructions listed in appropriate fittings section.
6. Reassemble tubing into Ferrul-Fix end and turn nut finger tight. Turn bent tube to proper position if required. Using two wrenches, one on the fitting nipple hex and the other on the nut, tighten nut from 1/6 to 1/3 turn.

# PARKRIMP HOSE FITTINGS

## \*\*\*STAINLESS STEEL\*\*\* 43 SERIES

J&B #	PARKER #	HOSE I. D.	TUBE		QTY
			SIZE	THREAD	
* V53080	10643-4-4C	1/4	1/4	7/16-20	1
V53081	10643-6-6C	3/8	3/8	9/16-18	1
* V53082	10643-8-8C	1/2	1/2	3/4-16	1
V53084	10643-12-12C	3/4	3/4	1-1/16-12	1
* V53085	10643-16-16C	1	1	1-5/16-12	1
* V53086	10643-20-20C	1-1/4	1-1/4	1-5/8-12	1

### JIC 37° SWIVEL 10643



- \* Note: The 10643 couplings contain a dual seat that accepts both the JIC (37°) and SAE (45°) male configurations, except in sizes - 6 (3/8") and - 12 (3/4")



# PARFLEX HOSE FITTINGS

## 55 SERIES

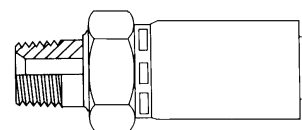
55 SERIES FITTINGS CAN BE USED WITH THE FOLLOWING HOSE . . . .

558H or 518C (SAE100R7) NON-CONDUCTIVE MEDIUM PRESSURE HOSE -  
Page 734

J&B #	PARKER #	HOSE I. D.	PIPE THREAD	QTY
54017	10155-2-3	3/16	1/8	1
54018	10155-2-4	1/4	1/8	1
54020	10155-4-4	1/4	1/4	1
54021	10155-4-5	5/16	1/4	1
54022	10155-4-6	3/8	1/4	1
54023	10155-6-5	5/16	3/8	1
54025	10155-6-6	3/8	3/8	1
54028	10155-6-8	1/2	3/8	1
54029	10155-8-8	1/2	1/2	1

**MALE PIPE**

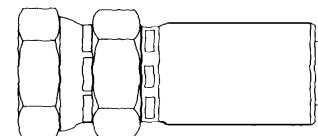
**10155**



J&B #	PARKER #	HOSE I. D.	TUBE		QTY
			SIZE	THREAD	
54037	10655-3-3	3/16	3/16	3/8-24	1
**54038	**10657-4-2	1/8	1/4	7/16-20	1
54039	10655-4-3	3/16	1/4	7/16-20	1
54040	10655-4-4	1/4	1/4	7/16-20	1
54042	10655-6-4	1/4	3/8	9/16-18	1
54043	10655-5-5	5/16	5/16	1/2-20	1
54044	10655-6-5	5/16	3/8	9/16-18	1
54045	10655-6-6	3/8	3/8	9/16-18	1
54046	10655-8-6	3/8	1/2	3/4-16	1
54047	10655-8-8	1/2	1/2	3/4-16	1
54048	10655-10-8	1/2	5/8	7/8-14	1

**JIC 37° SWIVEL**

**10655**

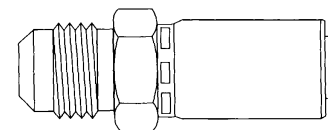


\*\* 57 Series fittings for use on 518C hose only.

J&B #	PARKER #	HOSE I. D.	TUBE		QTY
			SIZE	THREAD	
54059	10355-4-3	3/16	1/4	7/16-20	1
54060	10355-4-4	1/4	1/4	7/16-20	1
54062	10355-5-5	5/16	5/16	1/2-20	1
54063	10355-6-4	1/4	3/8	9/16-18	1
54064	10355-6-5	5/16	3/8	9/16-18	1
54066	10355-6-6	3/8	3/8	9/16-18	1
54067	10355-8-6	3/8	1/2	3/4-16	1
54068	10355-8-8	1/2	1/2	3/4-16	1

**MALE JIC 37°**

**10355**



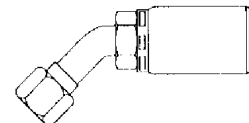
# PARFLEX HOSE FITTINGS

## 55 SERIES

J&B #	PARKER #	HOSE I. D.	TUBE		QTY
			SIZE	THREAD	
56508	13755-4-4	1/4	1/4	7/16-20	1
56704	13755-6-5	5/16	3/8	9/16-18	1
56705	13755-6-6	3/8	3/8	9/16-18	1

JIC 37° SWIVEL 45°  
ELBOW

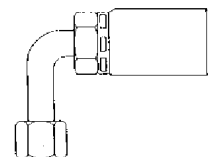
13755



J&B #	PARKER #	HOSE I. D.	TUBE		QTY
			SIZE	THREAD	
56502	1L955-4-4	1/4	1/4	7/16-20	1

(JIC) 37° SWIVEL  
90° LONG ELBOW

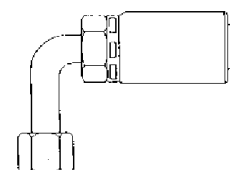
14155



J&B #	PARKER #	HOSE I. D.	TUBE		QTY
			SIZE	THREAD	
56494	13955-4-3	3/16	1/4	7/16-20	1
56495	13955-4-4	1/4	1/4	7/16-20	1
*56497	13955-6-4	1/4	3/8	9/16-18	1
*56500	13955-6-6	3/8	3/8	9/16-18	1
56498	13955-8-6	3/8	1/2	3/4-16	1
56501	13955-8-8	1/2	1/2	3/4-16	1

FEMALE SAE (JIC) 37°  
SWIVEL 90° ELBOW

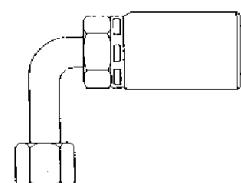
13955



J&B #	PARKER #	HOSE I. D.	TUBE		QTY
			SIZE	THREAD	
*56600	14155-6-5	5/16	3/8	9/16-18	1

SAE (JIC) 37° SWIVEL  
90° ELBOW SPECIAL

1L955



\* JIC only (not SAE)

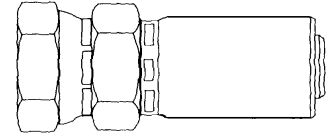
# PARFLEX HOSE FITTINGS

---

## 55 SERIES

J&B #	PARKER #	HOSE I. D.	SEAL LOK		QTY
			SIZE	THREAD	
54074	1JC55-6-6	3/8	3/8	11/16-16	1
54075	1JC56-8-6	3/8	1/2	13/16-16	1
54076	1JC56-8-8	1/2	1/2	13/16-16	1

**FEMALE  
"SEAL LOK"  
SWIVEL STRAIGHT  
1JC55**



# PARKRIMP HOSE FITTINGS

## 71 SERIES

71 SERIES FITTINGS CAN BE USED WITH THE FOLLOWING HOSES . . . .

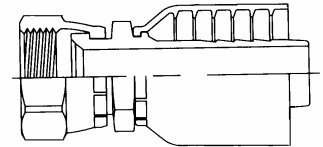
772TC (SAE 100R12)

HIGH PRESSURE HOSE -

Page 733B

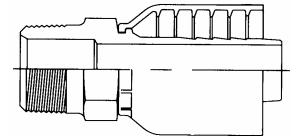
J&B #	PARKER #	HOSE I. D.	TUBE		QTY
			SIZE	THREAD	
55184	10671-12-12	3/4	3/4	1-1/16-12	1
55186	10671-16-12	3/4	1	1-5/16-12	1
55188	10671-16-16	1	1	1-5/16-12	1
55190	10671-20-20	1-1/4	1-1/4	1-5/8-12	1
55192	10671-24-20	1-1/4	1-1/2	1-7/8-12	1
55194	10671-24-24	1-1/2	1-1/2	1-7/8-12	1
55196	10671-32-32	2	2	2-1/2-12	1

**JIC 37° SWIVEL  
10671**



J&B #	PARKER #	HOSE I.D.	PIPE THREAD	QTY
55170	10171-12-12	3/4	3/4	1
55172	10171-16-16	1	1	1
55174	10171-20-20	1-1/4	1-1/4	1
55176	10171-24-24	1-1/2	1-1/2	1
55178	10171-32-32	2	2	1

**MALE PIPE NPTF  
10171**



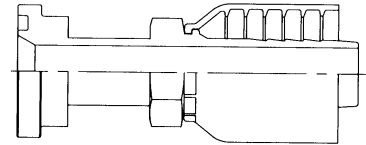
# PARKRIMP HOSE FITTINGS

## 71 SERIES

J&B #	PARKER #	HOSE SIZE	FLANGE SIZE	FLANGE O.D.	FLANGE HEIGHT	QTY
55200	11571-12-12	3/4	3/4	1-1/2	.265"	1
55202	11571-16-12	3/4	1	1-3/4	.315"	1
55204	11571-16-16	1	1	1-3/4	.315"	1
55206	11571-20-16	1	1-1/4	2	.315"	1
55208	11571-20-20	1-1/4	1-1/4	2	.315"	1
55210	11571-24-20	1-1/4	1-1/2	2-3/8	.315"	1
55212	11571-24-24	1-1/2	1-1/2	2-3/8	.315"	1
55214	11571-32-32	2	2	2-13/16	.375"	1

SAE (Code 61)  
FLANGE STRAIGHT

11571

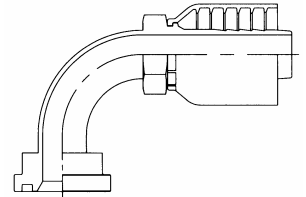


O-rings not included

J&B #	PARKER #	HOSE SIZE	FLANGE SIZE	FLANGE O.D.	FLANGE HEIGHT	QTY
55236	11971-12-12	3/4	3/4	1-1/2	.265"	1
55238	11971-16-16	1	1	1-3/4	.315"	1
55240	11971-20-16	1	1-1/4	2	.315"	1
55242	11971-20-20	1-1/4	1-1/4	2	.315"	1
55244	11971-24-20	1-1/4	1-1/2	2-3/8	.315"	1
55246	11971-24-24	1-1/2	1-1/2	2-3/8	.315"	1
55248	11971-32-32	2	2	2-13/16	.375"	1

SAE (Code 61)  
FLANGE 90° ELB.

11971

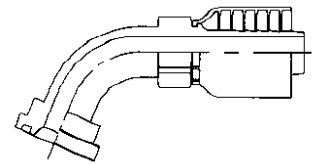


O-rings not included

J&B #	PARKER #	HOSE SIZE	FLANGE SIZE	FLANGE O.D.	FLANGE HEIGHT	QTY
55218	11771-12-12	3/4	3/4	1-1/2	.265"	1
55220	11771-16-12	3/4	1	1-3/4	.315"	1
55222	11771-16-16	1	1	1-3/4	.315"	1
55224	11771-20-16	1	1-1/4	2	.315"	1
55226	11771-20-20	1-1/4	1-1/4	2	.315"	1
55228	11771-24-20	1-1/4	1-1/2	2-3/8	.315"	1
55230	11771-24-24	1-1/2	1-1/2	2-3/8	.315"	1
55232	11771-32-32	2	2	2-13/16	.375"	1

SAE (Code 61)  
FLANGE 45° ELB.

11771



O-rings not included

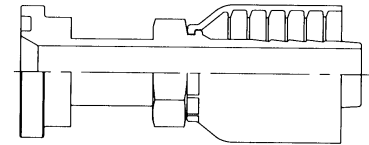
# PARKRIMP HOSE FITTINGS

## 71 SERIES

J&B #	PARKER #	HOSE SIZE	FLANGE SIZE	FLANGE O.D.	FLANGE HEIGHT	QTY
55254	16A71-12-12	3/4	3/4	1-5/8	.345"	1
55256	16A71-16-16	1	1	1-7/8	.375"	1
55258	16A71-20-16	1	1-1/4	2-1/8	.405"	1
55260	16A71-20-20	1-1/4	1-1/4	2-1/8	.405"	1
55262	16A71-24-24	1-1/2	1-1/2	2-1/2	.495"	1
55264	16A71-32-32	2	2	3-1/8	.495"	1

SAE (Code 62)  
FLANGE STRAIGHT

16A71

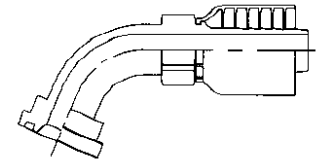


O-rings not included

J&B #	PARKER #	HOSE SIZE	FLANGE SIZE	FLANGE O.D.	FLANGE HEIGHT	QTY
55270	16F71-12-12	3/4	3/4	1-5/8	.345"	1
55272	16F71-16-16	1	1	1-7/8	.375"	1
55274	16F71-20-20	1-1/4	1-1/4	2-1/8	.405"	1
55276	16F71-24-24	1-1/2	1-1/2	2-1/2	.495"	1
55278	16F71-32-32	2	2	3-1/8	.495"	1

SAE (Code 62)  
FLANGE 45° ELB.

16F71

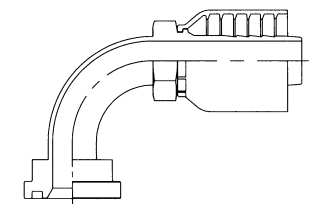


O-rings not included

J&B #	PARKER #	HOSE SIZE	FLANGE SIZE	FLANGE O.D.	FLANGE HEIGHT	QTY
55280	16N71-12-12	3/4	3/4	1-5/8	.345"	1
55282	16N71-16-12	3/4	1	1-7/8	.375"	1
55284	16N71-16-16	1	1	1-7/8	.375"	1
55286	16N71-20-16	1	1-1/4	2-1/8	.405"	1
55288	16N71-20-20	1-1/4	1-1/4	2-1/8	.405"	1
55290	16N71-24-24	1-1/2	1-1/2	2-1/2	.495"	1
55292	16N71-32-32	2	2	3-1/8	.495"	1

SAE (Code 62)  
FLANGE 90° ELB.

16N71



O-rings not included

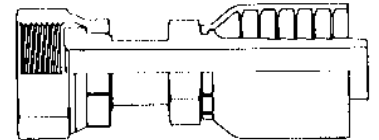
# PARKRIMP HOSE FITTINGS

## 71 SERIES

J&B #	PARKER #	HOSE SIZE	SEAL LOK		QTY
			SIZE	THREAD	
55682	1JS71-12-12	3/4	3/4	1-3/16-12	1
55683	1JS71-16-16	1	1	1-7/16-12	1
55684	1JS71-20-20	1-1/4	1-1/4	1-11/16-12	1

FEMALE "SEAL LOK"  
SWIVEL STRAIGHT

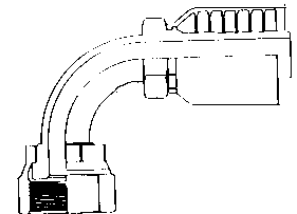
1JS71



J&B #	PARKER #	HOSE SIZE	SEAL LOK		QTY
			SIZE	THREAD	
55692	1J971-12-12	3/4	3/4	1-3/16-12	1
55693	1J971-16-16	1	1	1-7/16-12	1
55694	1J971-20-20	1-1/4	1-1/4	1-11/16-12	1

FEMALE "SEAL LOK"  
SWIVEL 90° ELBOW  
(SHORT)

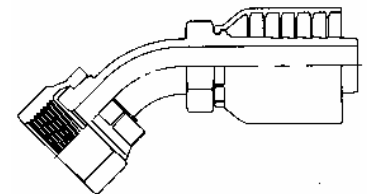
1J971



J&B #	PARKER #	HOSE SIZE	SEAL LOK		QTY
			SIZE	THREAD	
55687	1J771-12-12	3/4	3/4	1-3/16-12	1
55688	1J771-16-16	1	1	1-7/16-12	1
55689	1J771-20-20	1-1/4	1-1/4	1-11/16-12	1

FEMALE "SEAL LOK"  
SWIVEL 45 ELBOW

1J771



# PARKRIMP HOSE FITTINGS

## 78 SERIES

78 SERIES FITTINGS CAN BE USED WITH THE FOLLOWING HOSES . . . .

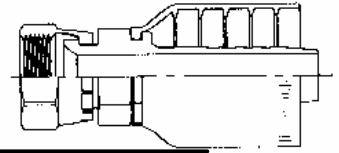
78C (SAE 100R13)

HIGH PRESSURE HOSE -

Page 733C

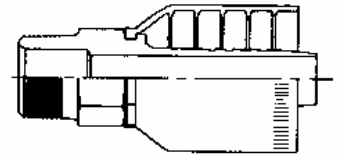
J&B #	PARKER #	HOSE I. D.	TUBE		QTY
			SIZE	THREAD	
55310	10678-16-16	1	1	1-1/16-12	1
55312	10678-20-20	1-1/4	1-1/4	1-5/8-12	1
55314	10678-24-24	1-1/2	1-1/2	1-7/8-12	1

**FEMALE JIC 37°  
SWIVEL  
10678**



J&B #	PARKER #	HOSE I.D.	PIPE THREAD	QTY
55300	10178-16-16	1	1	1
55302	10178-20-20	1-1/4	1-1/4	1
55304	10178-24-24	1-1/2	1-1/2	1

**MALE PIPE NPTF  
10178**





# PARKRIMP HOSE FITTINGS

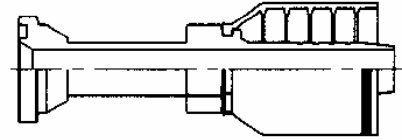
## 78 SERIES

J&B #	PARKER #	HOSE SIZE	FLANGE SIZE	FLANGE O.D.	FLANGE HEIGHT	QTY
55320	14A78-20-20	1-1/4	1-1/4	2	.315"	1
55322	14A78-24-24	1-1/2	1-1/2	2-3/8	.315"	1

SAE (Code 61)  
FLANGE STRAIGHT

14A78

O-rings not included

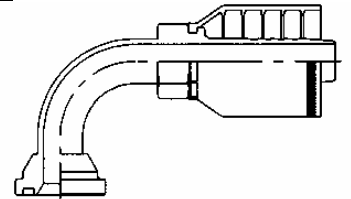


J&B #	PARKER #	HOSE SIZE	FLANGE SIZE	FLANGE O.D.	FLANGE HEIGHT	QTY
55340	14N78-20-20	1-1/4	1-1/4	2	.315"	1
55342	14N78-24-24	1-1/2	1-1/2	2-3/8	.315"	1

SAE (Code 61)  
FLANGE 90° ELB.

14N78

O-rings not included

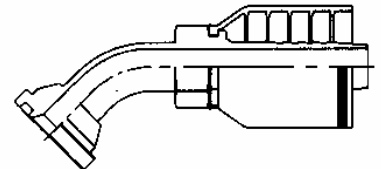


J&B #	PARKER #	HOSE SIZE	FLANGE SIZE	FLANGE O.D.	FLANGE HEIGHT	QTY
55330	14F78-20-20	1-1/4	1-1/4	2	.315"	1
55332	14F78-24-24	1-1/2	1-1/2	2-3/8	.315"	1

SAE (Code 61)  
FLANGE 45° ELB.

14F78

O-rings not included

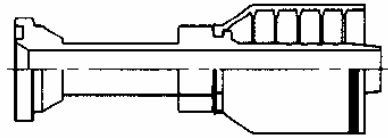


# PARKRIMP HOSE FITTINGS

## 78 SERIES

J&B #	PARKER #	HOSE SIZE	FLANGE SIZE	FLANGE O.D.	FLANGE HEIGHT	QTY
55350	16A78-16-16	1	1	1-7/8	.375"	1
55352	16A78-20-16	1	1-1/4	2-1/8	.405"	1
55354	16A78-20-20	1-1/4	1-1/4	2-1/8	.405"	1
55356	16A78-24-20	1-1/4	1-1/2	2-1/2	.495"	1
55358	16A78-24-24	1-1/2	1-1/2	2-1/2	.495"	1

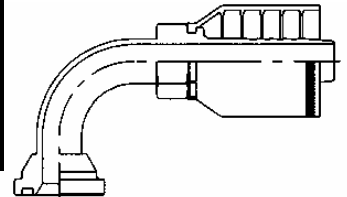
SAE (Code 62)  
FLANGE STRAIGHT  
**16A78**



O-rings not included

J&B #	PARKER #	HOSE SIZE	FLANGE SIZE	FLANGE O.D.	FLANGE HEIGHT	QTY
55380	16N78-16-16	1	1	1-7/8	.375"	1
55382	16N78-20-16	1	1-1/4	2-1/8	.405"	1
55384	16N78-20-20	1-1/4	1-1/4	2-1/8	.405"	1
55386	16N78-24-20	1-1/4	1-1/2	2-1/2	.495"	1
55388	16N78-24-24	1-1/2	1-1/2	2-1/2	.495"	1

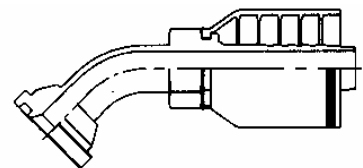
SAE (Code 62)  
FLANGE 90° ELB.  
**16N78**



O-rings not included

J&B #	PARKER #	HOSE SIZE	FLANGE SIZE	FLANGE O.D.	FLANGE HEIGHT	QTY
55365	16F78-16-16	1	1	1-7/8	.375"	1
55367	16F78-20-16	1	1-1/4	2-1/8	.405"	1
55369	16F78-20-20	1-1/4	1-1/4	2-1/8	.405"	1
55371	16F78-24-20	1-1/4	1-1/2	2-1/2	.495"	1
55373	16F78-24-24	1-1/2	1-1/2	2-1/2	.495"	1

SAE (Code 62)  
FLANGE 45° ELB.  
**16F78**



O-rings not included

# PARKRIMP HOSE FITTINGS

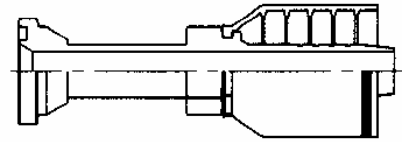
## 78 SERIES

J&B #	PARKER #	HOSE SIZE	FLANGE SIZE	FLANGE O.D.	FLANGE HEIGHT	QTY
55395	1XA78-16-16	1	1	1-7/8	.560"	1
55397	1XA78-20-20	1-1/4	1-1/4	2-1/8	.560"	1
55399	1XA78-24-24	1-1/2	1-1/2	2-1/2	.560"	1

O-rings not included

**CATERPILLAR STYLE  
FLANGE STRAIGHT**

**1XA78**

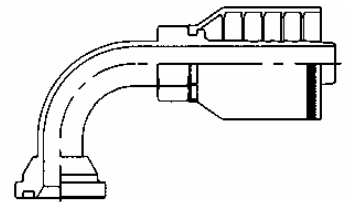


J&B #	PARKER #	HOSE SIZE	FLANGE SIZE	FLANGE O.D.	FLANGE HEIGHT	QTY
55415	1XN78-16-16	1	1	1-7/8	.560"	1
55417	1XN78-20-16	1	1-1/4	2-1/8	.560"	1
55419	1XN78-20-20	1-1/4	1-1/4	2-1/8	.560"	1
55421	1XN78-24-24	1-1/2	1-1/2	2-1/2	.560"	1

O-rings not included

**CATERPILLAR STYLE  
FLANGE 90° ELBOW**

**1XN78**

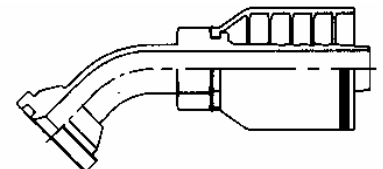


J&B #	PARKER #	HOSE SIZE	FLANGE SIZE	FLANGE O.D.	FLANGE HEIGHT	QTY
55402	1XF78-16-16	1	1	1-7/8	.560"	1
55403	1XF78-20-16	1	1-1/4	2-1/8	.560"	1
55405	1XF78-20-20	1-1/4	1-1/4	2-1/8	.560"	1
55407	1XF78-24-24	1-1/2	1-1/2	2-1/2	.560"	1

O-rings not included

**CATERPILLAR STYLE  
FLANGE 45° ELBOW**

**1XF78**



# PARKRIMP HOSE FITTINGS

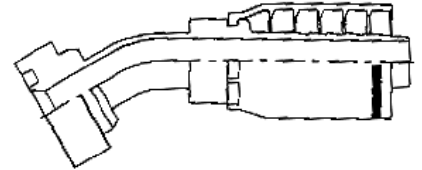
## 78 SERIES

J&B #	PARKER #	HOSE SIZE	FLANGE SIZE	FLANGE O.D.	FLANGE HEIGHT	QTY
55434	1XE78-20-20	1-1/4	1-1/4	2-1/8	.560"	1

**CATERPILLAR STYLE  
FLANGE 30° ELBOW**

**1XE78**

O-rings not included

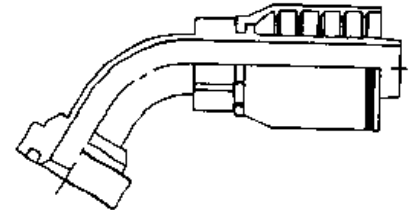


J&B #	PARKER #	HOSE SIZE	FLANGE SIZE	FLANGE O.D.	FLANGE HEIGHT	QTY
55428	1XG78-20-20	1-1/4	1-1/4	2-1/8	.560"	1

**CATERPILLAR STYLE  
FLANGE 60° ELBOW**


**1XG78**

O-rings not included



## FLANGE "D" RING CATERPILLAR STYLE FLANGES

J&B #	FLANGE SIZE	PARKER #	DASH SIZE	I.D.	O.D.	QTY
55361	1	XARG-16	-16	0.20	1.25	1
55362	1-1/4	XARG-20	-20	0.20	1.50	1
55363	1-1/2	XARG-24	-24	0.20	1.75	1



**O-RING**

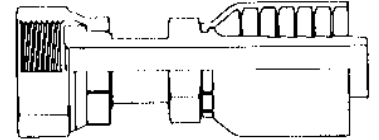
# PARKRIMP HOSE FITTINGS

## 78 SERIES

J&B #	PARKER #	HOSE SIZE	SEAL LOK		QTY
			SIZE	THREAD	
55697	1JS78-16-16	1	1	1-7/16-12	1
55698	1JS78-20-20	1-1/4	1-1/4	1-11/16-12	1
55699	1JS78-24-24	1-1/2	1-1/2	2-12	1

FEMALE "SEAL LOK"  
SWIVEL STRAIGHT

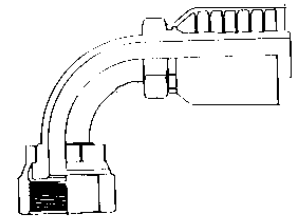
1JS78



J&B #	PARKER #	HOSE SIZE	SEAL LOK		QTY
			SIZE	THREAD	
55707	1J978-16-16	1	1	1-7/16-12	1
55708	1J978-20-20	1-1/4	1-1/4	1-11/16-12	1
55709	1J978-24-24	1-1/2	1-1/2	2-12	1

FEMALE "SEAL LOK"  
SWIVEL 90° ELBOW  
(SHORT)

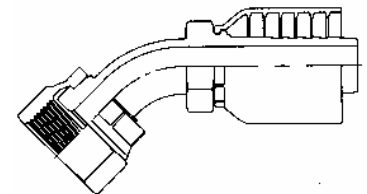
1J978



J&B #	PARKER #	HOSE SIZE	SEAL LOK		QTY
			SIZE	THREAD	
55702	1J778-16-16	1	1	1-7/16-12	1
55703	1J778-20-20	1-1/4	1-1/4	1-11/16-12	1
55704	1J778-24-24	1-1/2	1-1/2	2-12	1

FEMALE "SEAL LOK"  
SWIVEL 45 ELBOW

1J778

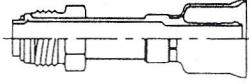


# PARKRIMP HOSE FITTINGS

## 26 SERIES

### Male Tube O-Ring Swivel - Straight, Short Pilot

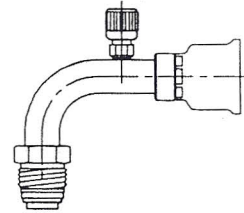
# 1S526



Thread Size	Tube Size	Hose Dash Size	Cut-off Allow.	Part No.	J&B NO
				1S526-6-6	55600
				1S526-8-8	55601
7/8x18	5/8	-10	2.56	1S526-10-10	55602
7/8x18	5/8	-12	2.57	1S526-10-12	55603

### Male Tube O-Ring Swivel - 90° Elbow, Short Pilot with Charge Port for R12

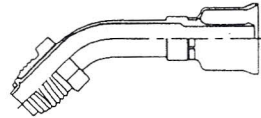
# 15K26-PR



Thread Size	Tube Size	*Hose Dash Size	Cut-off Allow.	Part No.	J&B NO
7/8x18	5/8	-10	2.63	15K26-10-10-PR	55611
7/8x18	5/8	-12	2.64	15K26-10-12-PR	55612

### Male Tube O-Ring Swivel - 45° Elbow, Short Pilot

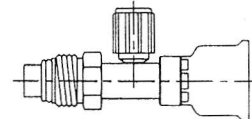
# 15R26



Thread Size	Tube Size	Hose Dash Size	Cut-off Allow.	Part No.	J&B NO
5/8x18	3/8	-6	2.12	15R26-6-6	55604
3/4x18	1/2	-8	2.17	15R26-8-8	55605
7/8x18	5/8	-10	2.64	15R26-10-10	55606
7/8x18	5/8	-12	2.65	15R26-10-12	55607

### Male Tube O-Ring Swivel - Straight, Long Pilot with Charge Port for R134a

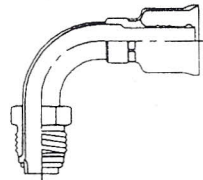
# 14526-PT



Thread Size	Tube Size	Hose Dash Size	Cut-off Allow.	Part No.	J&B NO
7/8x18	5/8	-12	2.54	14526-10-12-PT	55613

### Male Tube O-Ring Swivel - 90° Elbow, Short Pilot

# 15K26



Thread Size	Tube Size	Hose Dash Size	Cut-off Allow.	Part No.	J&B NO
5/8x18	3/8	-6	1.35	15K26-6-6	55608
3/4x18	1/2	-8	2.02	15K26-8-8	55609
7/8x18	5/8	-10	1.70	15K26-10-10+	
7/8x18	5/8	-12	1.69	15K26-10-12	55610

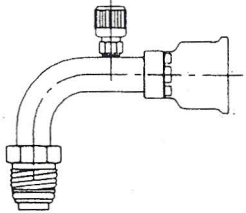
-Non-standard.

# PARKRIMP HOSE FITTINGS

## 26 SERIES

**Male Tube O-Ring Swivel -  
90° Elbow, Long Pilot with  
Charge Port for R12**

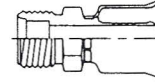
**15M26-PR**



Thread Size	Tube Size	Hose Dash Size	Cut-off Allow.	Part No.	J&B NO
5/8x18	3/8	-6	2.19	15M26-6-6-PF	55614

**Male Tube O-Ring Rigid -  
Straight, Internal Long Pilot**

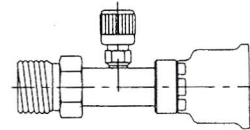
**15G26**



Thread Size	Tube Size	Hose Dash Size	Cut-off Allow.	Part No.	J&B NO
5/8x18	3/8	-6	0.92	15G26-6-6	55616
7/8x14	5/8	-10	1.25	15G26-10-10	55618
7/8x14	5/8	-12	1.25	15G26-10-12	55619
				15G26-8-8	55617

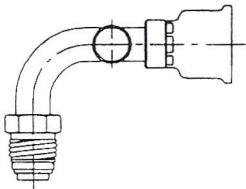
**Male Tube O-Ring Rigid -  
Straight, Internal Long Pilot**

**15G26-PR**



**Male Tube O-Ring Swivel -  
90° Elbow, Long Pilot with  
Charge Port for R134a**

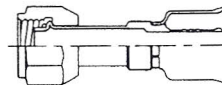
**15M26-PT**



Thread Size	Tube Size	Hose Dash Size	Cut-off Allow.	Part No.	J&B NO
7/8x14	5/8	-12	2.88	15G26-10-12-PR	55620

**Female Tube O-Ring Swivel -  
Straight, Short Pilot**

**15S26**



Thread Size	Tube Size	Hose Dash Size	Cut-off Allow.	Part No.	J&B NO
7/8x18	5/8	-12	2.64	15M26-10-12-PT	55615

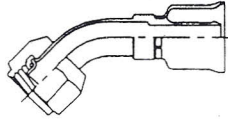
Thread Size	Tube Size	Hose Dash Size	Cut-off Allow.	Part No.	J&B NO
5/8x18	3/8	-6	1.73	15S26-6-6	55621
3/4x16	1/2	-8	1.78	15S26-8-8	55622
7/8x14	5/8	-10	1.85	15S26-10-10	55623
7/8x14	5/8	-12	1.86	15S26-10-12	55624

# PARKRIMP HOSE FITTINGS

## 26 SERIES

**Female Tube O-Ring Swivel  
- 45° Elbow, Short Pilot**

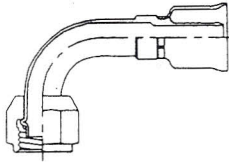
**15H26**



Thread Size	Tube Size	Hose Dash Size	Cut-off Allow.	Part No.	J&B NO
5/8x18	3/8	-6	1.54	15H26-6-6	55625
3/4x16	1/2	-8	1.68	15H26-8-8	55626
7/8x14	5/8	-10	2.07	15H26-10-10	55627
7/8x14	5/8	-12	2.08	15H26-10-12	55628

**Female Tube O-Ring Swivel  
- 90° Elbow, Short Pilot**

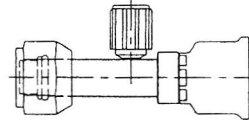
**15T26**



Thread Size	Tube Size	Hose Dash Size	Cut-off Allow.	Part No.	J&B NO
5/8x18	3/8	-6	1.35	15T26-6-6	55629
3/4x16	1/2	-8	1.62	15T26-8-8	55630
7/8x14	5/8	-10	1.94	15T26-10-10	55631
7/8x14	5/8	-12	1.95	15T26-10-12	55632

**Female Tube O-Ring Swivel  
- Straight, Long Pilot with  
Charge Port for R134a**

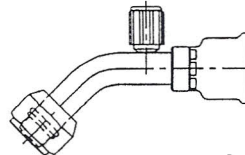
**15926-PB & PT**



Thread Size	Tube Size	Hose Dash Size	Cut-off Allow.	Part No.	J&B NO
5/8x18	3/8	-6	2.40	15926-6-6-PB	55633
3/4x16	1/2	-8	2.04	15926-8-8-PB	55634
7/8x14	5/8	-12	2.54	15926-10-12-PT	55635

**Female Tube O-Ring Swivel  
- 45° Elbow, Long Pilot with  
Charge Port for R134a**

**15N26-PB & PT**



Thread Size	Tube Size	Hose Dash Size	Cut-off Allow.	Part No.	J&B NO
3/4x16	1/2	-8	2.85	15N26-8-8-PB	55636
7/8x14	5/8	-12	3.19	15N26-10-12-PT	55637

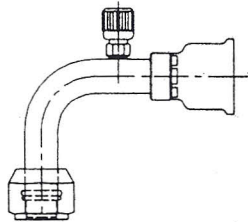


# PARKRIMP HOSE FITTINGS

## 26 SERIES

**Female Tube O-Ring Swivel - 90° Elbow, Long Pilot with Charge Port for R12**

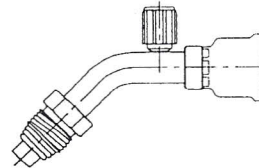
**15L26-PR**



Thread Size	Tube Size	Hose Dash Size	Cut-off Allow.	Part No.	J&B NO
3/4x16	1/2	-8	2.37	15L26-8-8-PR	55638
7/8x14	5/8	-10	2.63	15L26-10-10-PR	55639
7/8x14	5/8	-12	2.64	15L26-10-12-PR	55640

**Male Tube O-Ring Swivel - 45° Elbow, Long Pilot with Charge Port for R134a**

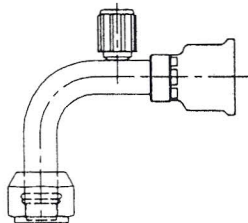
**15P26-PT**



Thread Size	Tube Size	Hose Dash Size	Cut-off Allow.	Part No.	J&B NO
7/8x18	5/8	-12	3.09	15P26-10-12-PT	55645

**Female Tube O-Ring Swivel - 90° Elbow, Long Pilot with Charge Port for R134a**

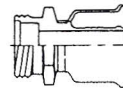
**15L26-PB & PT**



Thread Size	Tube Size	Hose Dash Size	Cut-off Allow.	Part No.	J&B NO
5/8x18	3/8	-6	2.19	15L26-6-6-PB	55641
3/4x16	1/2	-8	2.37	15L26-8-8-PB	55642
7/8x14	5/8	-10	2.63	15L26-10-10-PT	55643
7/8x14	5/8	-12	2.64	15L26-10-12-PT	55644

**Male Refrigerant Tube Mender - Straight (with Nut and Ferrule)**

**1T126**



Thread Size	Tube Size	Hose Dash Size	Cut-off Allow.	Part No.	J&B NO
5/8x18	3/8	-6	1.10	1T126-6-6	55646
3/4x16	1/2	-8	1.21	1T126-8-8	55647
7/8x14	5/8	-10	1.33	1T126-10-10	55648
7/8x14	5/8	-12	1.33	1T126-10-12	55649
1-16x14	3/4	-12	1.39	1T126-12-12	55650

### O-Rings

**For Tube O-Ring Air Conditioning and Refrigeration Fittings. (Compound N1173-70)\***

Tube Size	I.D.	Part No.	J&B NO
3/8	.301±.005	771513-1	55651
1/2	.426±.005	771513-2	55652
5/8	.551±.005	771513-4	55653
3/4	.676±.005	771513-4	55654



\*For use with R12 or R134a and

lubricants.

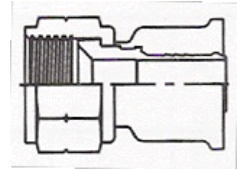
# PARKRIMP HOSE FITTINGS

## 26 SERIES

J&B #	PARKER #	HOSE	TUBE		QTY
		SIZE	SIZE	THREAD	
55680	10826-6-6	-6	3/8	5/8-18	1

**FEMALE SAE 45  
SWIVEL STRAIGHT**

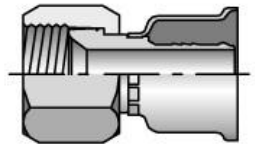
**10826**



J&B #	PARKER #	HOSE	TUBE		QTY
		SIZE	SIZE	THREAD	
55669	16826-8-6	-6	1/2	3/4-16	1
55670	16826-8-8	-8	1/2	3/4-16	1
55671	16826-10-10	-10	5/8	7/8-14	1

**FEMALE JIC 37/SAE  
45 SWIVEL -  
STRAIGHT  
(DUAL SEAT)**

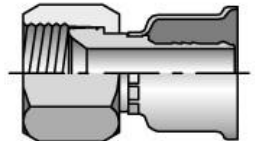
**16826**



J&B #	PARKER #	HOSE	TUBE		QTY
		SIZE	SIZE	THREAD	
55665	10626-6-6	-6	3/8	9/16-18	1

**FEMALE JIC 37  
SWIVEL**

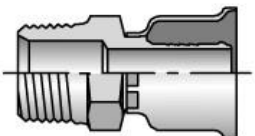
**10626**



J&B #	PARKER #	HOSE	PIPE	QTY
		I.D.	THREAD	
55660	10126-4-6	3/8	1/4	1
55661	10126-6-6	3/8	3/8	1
55663	10126-8-8	1/2	1/2	1

**MALE NPTF PIPE -  
RIGID**

**10126**



# REUSABLE HOSE FITTINGS

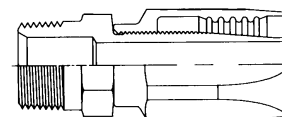
## 20 SERIES

20 SERIES FITTINGS CAN BE USED WITH THE FOLLOWING HOSES . . . .

201 (SAE J1402 All)	MEDIUM PRESSURE HOSE -	Page 726
235 (SAE J51D)	LOW PRESSURE HOSE -	Page 722
SS25UL LPG	SERVICE HOSE -	Page 728

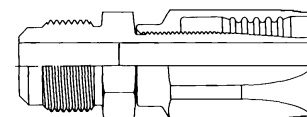
J&B #	PARKER #	HOSE SIZE	PIPE THREAD	QTY
51000	20120-2-4	-4	1/8	1
51002	20120-4-4	-4	1/4	1
51003	20120-4-5	-5	1/4	1
51004	20120-4-6	-6	1/4	1
51006	20120-6-6	-6	3/8	1
51008	20120-6-8	-8	3/8	1
51010	20120-8-8	-8	1/2	1
51012	20120-8-10	-10	1/2	1
51014	20120-12-12	-12	3/4	1
51016	20120-16-16	-16	1	1

**MALE PIPE  
20120**



J&B #	PARKER #	HOSE SIZE	TUBE		QTY
			SIZE	THREAD	
51200	20420-4-4	-4	1/4	7/16-20	1
51202	20420-6-6	-6	3/8	5/8-18	1
51204	20420-8-8	-8	1/2	3/4-16	1
51203	20420-10-10	-10	5/8	7/8-14	1

**MALE SAE 45°  
20420**



\* Notch in hex for SAE 45° identification (for sizes -6 and -12 only.)

# REUSABLE HOSE FITTINGS

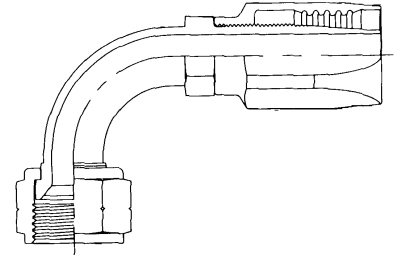
## 20 SERIES

J&B #	PARKER #	HOSE SIZE	TUBE		QTY
			SIZE	THREAD	
51260	27920-4-4	-4	1/4	7/16-20	1
51261	27920-5-5	-5	5/16	1/2-20	1
* 51262	27920-6-6	-6	3/8	5/8-18	1
51264	27920-8-8	-8	1/2	3/4-16	1
51265	27920-10-10	-10	5/8	7/8-14	1

\* SAE only. Will have notch on the nut. (for sizes -6 and -12 only.)

SAE 45°/ JIC 37°  
SWIVEL 90°  
ELBOW

**27920**

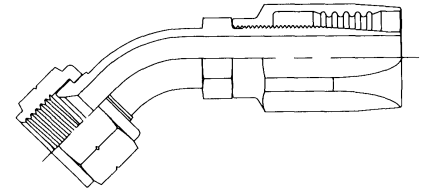


J&B #	PARKER #	HOSE SIZE	TUBE		QTY
			SIZE	THREAD	
52574	23720-4-4	-4	1/4	7/16-20	1
52576	23720-5-5	-5	5/16	1/2-20	1
* 52578	27720-6-6	-6	3/8	5/8-18	1
52580	23720-8-8	-8	1/2	3/4-16	1
52575	23720-10-10	-10	5/8	7/8-14	1

\* SAE only. Will have notch on the nut. (for sizes -6 and -12 only.)

SAE 45°/ JIC 37°  
SWIVEL 45°  
ELBOW

**27720**

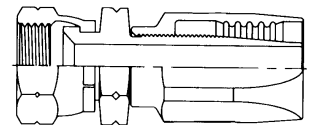


J&B #	PARKER #	HOSE SIZE	TUBE		QTY
			SIZE	THREAD	
51206	20820-4-4	-4	1/4	7/16-20	1
51205	20820-5-5	-5	5/16	1/2-20	1
* 51208	20820-6-6	-6	3/8	5/8-18	1
51210	20820-8-8	-8	1/2	3/4-16	1
51211	20620-10-8	-8	5/8	7/8-14	1
51212	20820-10-10	-10	5/8	7/8-14	1
* 51214	20820-12-12	-12	3/4	1-1/16-14	1

\* SAE only. Will have notch on the nut. (for sizes -6 and -12 only.)

SAE 45°/ JIC 37°  
SWIVEL

**20820**



# REUSABLE HOSE FITTINGS

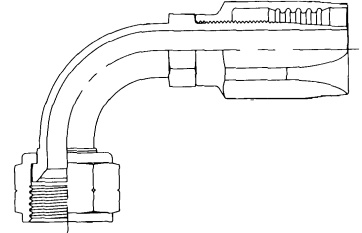
## 20 SERIES

J&B #	PARKER #	HOSE SIZE	TUBE		QTY
			SIZE	THREAD	
51260	23920-4-4	-4	1/4	7/16-20	1
51261	23920-5-5	-5	5/16	1/2-20	1
* 51263	23920-6-6	-6	3/8	9/16-18	1
51264	23920-8-8	-8	1/2	3/4-16	1

\* JIC 37 only / not SAE 45

SAE 45°/ JIC 37°  
90° ELBOW

23920

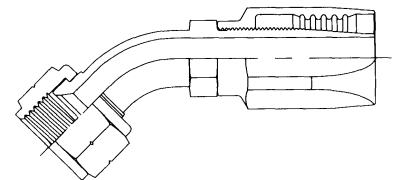


J&B #	PARKER #	HOSE SIZE	TUBE		QTY
			SIZE	THREAD	
52574	23720-4-4	-4	1/4	7/16-20	1
52576	23720-5-5	-5	5/16	1/2-20	1
* 52572	23720-6-6	-6	3/8	9/16-18	1
52580	23720-8-8	-8	1/2	3/4-16	1
52575	23720-10-10	-10	5/8	7/8-14	1

\* JIC 37 only / not SAE 45

SAE 45°/ JIC 37°  
45° ELBOW

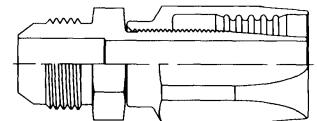
23720



J&B #	PARKER #	HOSE SIZE	TUBE		QTY
			SIZE	THREAD	
52806	20320-6-6	-6	3/8	9/16-18	1

MALE  
(JIC) 37° RIGID

20320

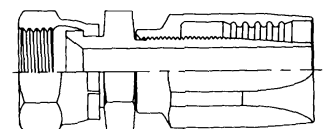


J&B #	PARKER #	HOSE SIZE	TUBE		QTY
			SIZE	THREAD	
51206	20620-4-4	-4	1/4	7/16-20	1
51205	20620-5-5	-5	5/16	1/2-20	1
* 52807	20620-6-6	-6	3/8	9/16-18	1
51210	20620-8-8	-8	1/2	3/4-16	1
51211	20620-10-8	-8	5/8	7/8-14	1
51212	20620-10-10	-10	5/8	7/8-14	1
* 52808	20620-12-12	-12	3/4	1-1/16-12	1
* 51216	20620-16-16	-16	1	1-5/16-12	1
* 51218	20620-20-20	-20	1-1/4	1-5/8-12	1

\* JIC 37 only / not SAE 45

FEMALE  
SAE 45°/ JIC 37°  
SWIVEL

20620



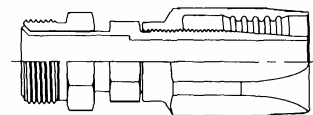
# REUSABLE HOSE FITTINGS

## 20 SERIES

J&B #	PARKER #	HOSE SIZE	TUBE		QTY
			SIZE	THREAD	
51230	22820-4-4	-4	1/4	7/16-24	1
51231	22820-5-5	-5	5/16	1/2-20	1
51232	22820-6-6	-6	3/8	5/8-18	1
51234	22820-8-8	-8	1/2	3/4-18	1

### SAE MALE INVERTED SWIVEL

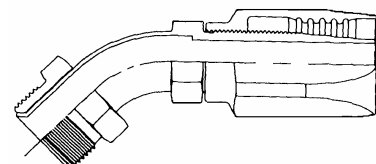
22820



J&B #	PARKER #	HOSE SIZE	TUBE		QTY
			SIZE	THREAD	
51240	26720-4-4	-4	1/4	7/16-24	1
51242	26720-6-6	-6	3/8	5/8-18	1
51244	26720-8-8	-8	1/2	3/4-18	1

### SAE MALE INVERTED SWIVEL 45° ELBOW

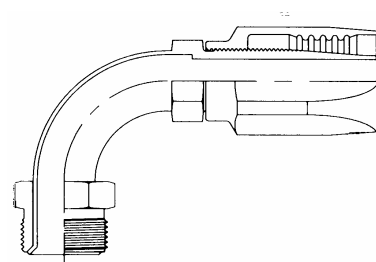
26720



J&B #	PARKER #	HOSE SIZE	TUBE		QTY
			SIZE	THREAD	
51250	26920-4-4	-4	1/4	7/16-24	1
51251	26920-5-5	-5	5/16	1/2-20	1
51252	26920-6-6	-6	3/8	5/8-18	1

### SAE MALE INVERTED SWIVEL 90° ELBOW

26920



# REUSABLE HOSE FITTINGS

## 20 SERIES "FERRUL-FIX"

*Fast, On-The-Job Repair For Ruptured Bent Tube Hose Assemblies And Power Steering Lines*

**Problem . . .**

The life of the combination tube-hose assembly is often limited to the service life of the hose alone. A replacement assembly may not be available, since equipment dealers are unable to stock all of the many odd tube configurations.

**Solution . . .**

Parker FERRUL-FIX, a field attachable, reusable hose end fitting, now makes it possible to salvage the bent tube section of the original assembly for replacement. Most important, it gets you back into operation FAST!

**GETS YOU BACK IN OPERATION FAST** - No costly delays while replacement assemblies are rushed from the factory.

**LETS YOU REUSE EXPENSIVE BENT TUBE ENDS** - You can replace the hose at a fraction of the cost of complete assembly.

**ELIMINATES NEED FOR EMERGENCY BRAZING OR WELDING IN THE FIELD** - Ferrul-Fix can be assembled without special tools or equipment.

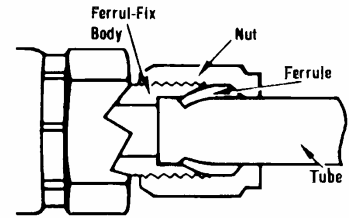
**Result . . .**

**Features . . .**

**3-Piece Design** - body, nut, ferrule. Wedging action of ferrule, when drawn down by nut, forms seal between body and ferrule, while cutting edge of ferrule "bites" into tube wall forming another positive seal.

**Visible Bite** - Extent of bite at cutting edge of ferrule is completely visible when fitting is dis-assembled; an important safety feature. Self-centering action assures even bite around circumference of tube.

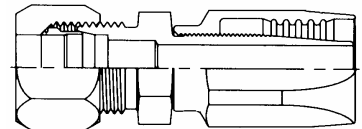
**Parkerize Finish** - Ferrul-Lok fittings have the Parkerize black finish, providing "built-in" lubrication which reduces wrench torque in make-up.



J&B #	PARKER #	HOSE I.D.	TUBE		QTY
			SIZE	THREAD	
52550	21120-6-6	3/8	3/8	9/16-18	1
52552	21120-8-8	1/2	1/2	3/4-16	1

(SAE Flareless)  
"Ferrul-Fix"

21120



**FERRUL-FIX INSTALLATION INSTRUCTIONS:**

1. Cut the formed tube off squarely next to the permanent hose fitting. Lightly deburr the end of the tube internally and externally.
2. Disassemble the Ferrul-Fix fitting, and lubricate threads and both ends of the ferrule with an extreme pressure lubricant. Slide nut and ferrule onto tubing, with the long, straight end of the ferrule pointing toward the tube end.
3. Insert tube end into the Ferrul-Fix body until it bottoms against the shoulder. Slide ferrule inside body, and screw nut down finger tight.
4. Tighten nut with a wrench until tube no longer can be rotated easily. From this point, tighten nut one more complete turn. Disconnect nut and inspect lead edge of ferrule to make certain that the biting edge has turned up a shoulder completely around the tube.
5. Assemble Ferrul-Fix fitting to hose. Refer to assembly instructions listed in appropriate fittings section.
6. Reassemble tubing into Ferrul-Fix end and turn nut finger tight. Turn bent tube to proper position if required. Using two wrenches, one on the fitting nipple hex and the other on the nut, tighten nut from 1/6 to 1/3 turn.



# REUSABLE HOSE FITTINGS

## 30 SERIES

30 SERIES FITTINGS CAN BE USED WITH THE FOLLOWING HOSE . . . .

302 (SAE 100R2 AT)

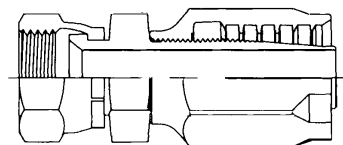
HIGH PRESSURE HOSE -

Page 730

J&B #	PARKER #	HOSE SIZE	TUBE		QTY
			SIZE	THREAD	
52400	20630-4-4	1/4	1/4	7/16-20	1
52402	20630-6-4	1/4	3/8	9/16-18	1
52404	20630-6-6	3/8	3/8	9/16-18	1
52406	20630-8-6	3/8	1/2	3/4-16	1
52408	20630-8-8	1/2	1/2	3/4-16	1
52410	20630-10-8	1/2	5/8	7/8-14	1
52411	20630-10-12	3/4	5/8	7/8-14	1
52412	20630-12-12	3/4	3/4	1-1/16-12	1
52413	20630-12-8	1/2	3/4	1-1/16-12	1
52416	20630-16-16	1	1	1-5/16-12	1

SAE (JIC) 37°  
SWIVEL

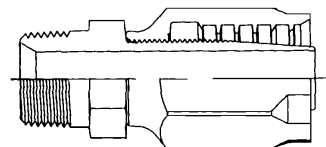
20630



J&B #	PARKER #	HOSE SIZE	PIPE THREAD	QTY
52424	20130-4-4	1/4	1/4	1
52426	20130-6-6	3/8	3/8	1
52427	20130-6-8	1/2	3/8	1
52428	20130-8-6	3/8	1/2	1
52430	20130-8-8	1/2	1/2	1
52434	20130-12-8	1/2	3/4	1
52438	20130-12-12	3/4	3/4	1
52440	20130-12-16	1	3/4	1
52442	20130-16-16	1	1	1

MALE PIPE NPTF

20130





# REUSABLE HOSE FITTINGS

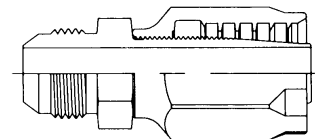
---

## 30 SERIES

J&B #	PARKER #	HOSE SIZE	TUBE		QTY
			SIZE	THREAD	
52450	20330-8-8	1/2	1/2	3/4-16	1
52460	20330-12-12	3/4	3/4	1-1/16-12	1

MALE SAE  
(JIC) 37°

20330



# REUSABLE HOSE FITTINGS

## 88 SERIES

88 SERIES FITTINGS CAN BE USED WITH THE FOLLOWING HOSE . . . .

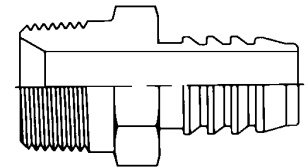
881 (SAE 100R4) VACUUM OR LOW PRESSURE HOSE - Page 720

---

J&B #	PARKER #	HOSE SIZE	PIPE THREAD	QTY
54350	0188-12-12	3/4	3/4-14	1
54352	0188-16-16	1	1- 11 1/2	1
^ 56100	0188-20-20	1-1/4	1-1/4- 11 1/2	1
56108	0188-24-24	1-1/2	1-1/2- 11 1/2	1

### MALE PIPE NPTF

0188

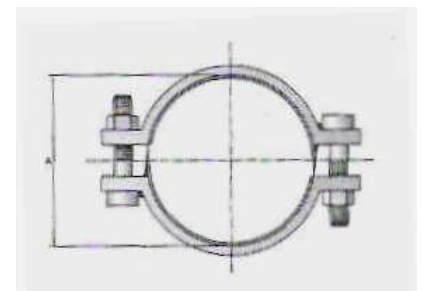


---

J&B #	PARKER #	HOSE SIZE	QTY
54360	88DB-12	3/4	1
54362	88DB-16	1	1
^ 56200	88DB-20	1-1/4	1

### HEAVY DUTY HOSE CLAMP

88DB



\* Numbers with a “^” are not necessarily stocked in large quantities

# PARKRIMP HOSE FITTINGS

---

## \*\*\*STAINLESS STEEL\*\*\* 91 SERIES

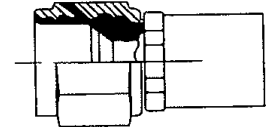
91 SERIES FITTINGS CAN BE USED WITH THE FOLLOWING HOSE . . . .

919 (SAE 100R14) TFE STAINLESS MEDIUM PRESSURE HOSE Page 736

---

J&B #	PARKER #	HOSE SIZE	TUBE		QTY
			SIZE	THREAD	
56520	10691N-4-4C	-4	1/4	7/16-20	1
56521	10691N-5-5C	-5	5/16	1/2-20	1
56522	10691N-6-6C	-6	3/8	9/16-18	1

FEMALE SAE (JIC)  
37° SWIVEL  
STRAIGHT  
10691N



\* 300 Series SS nipple, nut & shell

\* Dual 37 degree / 45 degree seat on sizes -4 and -5.

---

# REUSABLE HOSE FITTINGS

## 90 SERIES

90 SERIES FITTINGS CAN BE USED WITH THE FOLLOWING HOSE . . . .

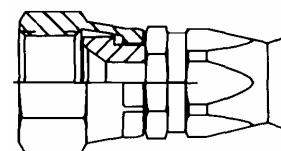
919 (SAE 100R14) TFE STAINLESS MEDIUM PRESSURE HOSE Page 736

J&B #	PARKER #	HOSE SIZE	TUBE		QTY
			SIZE	THREAD	
51342	20690-10-10	-10	5/8	7/8-14	1

\* Brass nipple, ferrule, steel socket

**SAE (JIC) 37°  
SWIVEL**

**20690**

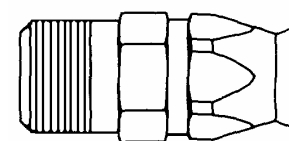


J&B #	PARKER #	HOSE SIZE	PIPE THREAD	QTY
51340	20190-8-10	-10	1/2-14	1

\* Brass nipple, ferrule, steel socket

**MALE PIPE**

**20190**



J&B #	PARKER #	HOSE SIZE	TUBE SIZE	QTY
51350	23490-10-10	-10	5/8	1

\* Brass nipple, ferrule, steel socket  
Use with HAB nut and sleeve

**STRAIGHT TUBE**

**23490**

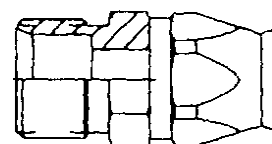


J&B #	PARKER #	HOSE SIZE	TUBE		QTY
			SIZE	THREAD	
51360	26190-8-10	-10	1/2	11/16-20	1
51362	26190-10-10	-10	5/8	13/16-18	1

\* Brass nipple, ferrule, steel socket  
Use with HAB nut and sleeve

**SAE COMPRESSION  
AIR BRAKE**

**26190**



# PARKRIMP HOSE FITTINGS

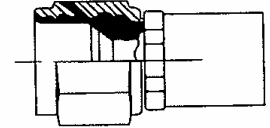
## 91 SERIES

91 SERIES FITTINGS CAN BE USED WITH THE FOLLOWING HOSE . . . .

919 (SAE 100R14) TFE STAINLESS MEDIUM PRESSURE HOSE Page 736

J&B #	PARKER #	HOSE SIZE	TUBE		QTY
			SIZE	THREAD	
^ 55590	10691N-4-4	-4	1/4	7/16-20	1
^ 55591	10691N-5-5	-5	5/16	1/2-20	1
42210	10691N-6-6	-6	3/8	9/16-18	1
^ 55594	10691N-8-8	-8	1/2	3/4-16	1
^ 55596	10691N-8-10	-10	1/2	7/8-14	1
42212	10691N-10-10	-10	5/8	7/8-14	1
42214	10691N-12-12	-12	3/4	1-1/6-12	1

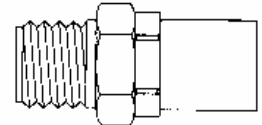
**FEMALE SAE (JIC)  
37° SWIVEL  
STRAIGHT  
10691N**



\* Brass nipple, steel nut and shell

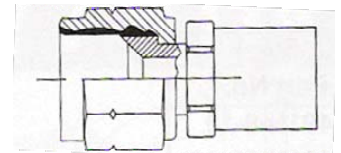
J&B #	PARKER #	HOSE SIZE	PIPE THREAD	QTY
^ 55580	10191N-4-4	-4	1/4	1
^ 55582	10191N-6-6	-6	3/8	1
^ 55584	10191N-8-8	-8	1/2	1

**MALE PIPE  
10191N**



J&B #	PARKER #	HOSE SIZE	TUBE		QTY
			SIZE	THREAD	
^ 55579	10891N-6-6	-6	3/8	5/8-18	1

**FEMALE SAE  
45 SWIVEL  
STRAIGHT  
10891N**



# PARKRIMP HOSE FITTINGS

## 91 SERIES

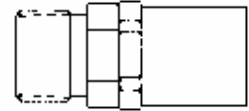
91 SERIES FITTINGS CAN BE USED WITH THE FOLLOWING HOSE . . . .

919 (SAE 100R14) TFE STAINLESS MEDIUM PRESSURE HOSE Page 736

---

J&B #	PARKER #	HOSE SIZE	TUBE		QTY
			SIZE	THREAD	
^ 55575	16191N-10-10	-10	5/8	13/16-18	1

\* Use with HAB nut and sleeve.



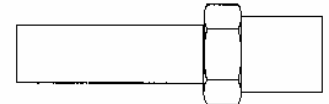
**COMPRESSION  
AIR BRAKE  
16191N**

---

J&B #	PARKER #	HOSE SIZE	TUBE SIZE	QTY
^ 55570	13491N-10-10	-10	5/8	1

\* Numbers with a “^” are not necessarily stocked in large quantities.

\* Without nut and ferrule.



**STRAIGHT TUBE  
13491N**

# FLARETITE SEALS

## 304 STAINLESS STEEL SEALS


### THE FLARED FITTING

Designed some 70 years ago the flared fitting offered manufacturers and users a cost effective easy to assemble small package size comprehensive range of fittings that has become Globally accepted.

### COMMON ISSUES

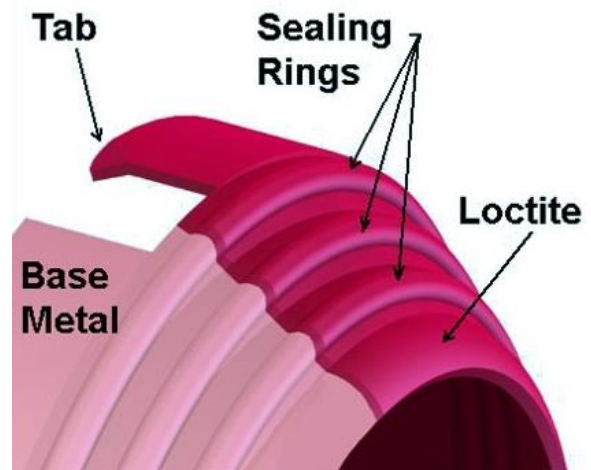
Evolving higher pressure and more demanding duty cycle hydraulic systems exposed the metal to metal flare sealing face weakness of flared fittings making it very difficult to obtain a permanent leak free flared type fitting joint.

It has become the norm to expect a flared fitting to leak from misaligned flare fittings, during forging, flared surface damage and scratches or leakage caused by vibration in the field.



**THE SOLUTION**  
**FLARED FITTING + FLARETITE**  
**=**  
**100% LEAK FREE JOINT**

The Flaretite Seal is a stainless steel stamping, designed with multiple concentric rings. The entire seal is impregnated with a baked-on Loctite coating. When inserted into a flared fitting joint the concentric rings form multiple seals down the face of the flare and the Loctite coating fills minor imperfections. The sealing rings prevent environmental contamination and aggressive cleaning solvents from attacking the seal face and also protect the face from fretting, galling, over tightening and electrolysis. Unlike ORFS fittings Flaretite Seals will not embrittle, harden & fail like o-rings do. Flaretite Seals will not fail in a fire like o-rings, this prevents atomized oil from fueling combustion.



Independently tested by Eaton's Aeroquip hose & fittings division to one million high pressure square wave pulse cycles on badly scored JIC flared fitting faces without failure, this design, which easily installs by simply clipping over the male flare section, makes Flaretite Seals the single best choice "compliant seal" flared type fitting permanent leak free fix.

- 304 Stainless steel steel with Loctite Vibra Seal coating for standard carbon steel fittings.
- Rated for -40 to 300 F temperature and all common gases & fluids.

J&B #	37 DEGREE FLARE SIZE	DASH SIZE	QTY
59800	1/4	-4	5
59801	3/8	-6	5
59802	1/2	-8	5
59803	5/8	-10	5
59804	3/4	-12	5

# ADAPTERS

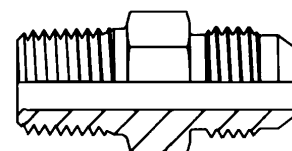
## 37° FLARE STEEL ADAPTERS

- Parker steel adapters are furnished cadmium plated and are made from close grained non-porous steel forgings or steel bar stock.
- These adapters conform to the Hydraulic Tube Fitting Standard as published in J514 of the Society of Automotive Engineers (SAE) Handbook and to specifications of the former Joint Industry Conference (JIC) on Hydraulic Standards for Industrial Equipment.

J&B #	HOSE FITTING PART #	TUBE SIZE	PIPE THREAD	QTY
55944	0103-2-2	1/8	1/8	1
55945	0103-2-3	3/16	1/8	1
52769	0103-2-4	1/4	1/8	1
51370	0103-4-4	1/4	1/4	1
51371	0103-6-4	1/4	3/8	1
55946	0103-8-4	1/4	1/2	1
55947	0103-2-5	5/16	1/8	1
51373	0103-4-5	5/16	1/4	1
55948	0103-2-6	3/8	1/8	1
52770	0103-4-6	3/8	1/4	1
51372	0103-6-6	3/8	3/8	1
52771	0103-8-6	3/8	1/2	1
52773	0103-4-8	1/2	1/4	1
52772	0103-6-8	1/2	3/8	1
51374	0103-8-8	1/2	1/2	1
52774	0103-12-8	1/2	3/4	1
52776	0103-6-10	5/8	3/8	1
52775	0103-8-10	5/8	1/2	1
52777	0103-12-10	5/8	3/4	1
52778	0103-8-12	3/4	1/2	1
51376	0103-12-12	3/4	3/4	1
51377	0103-16-12	3/4	1	1
55949	0103-12-14	7/8	3/4	1
51379	0103-12-16	1	3/4	1
51378	0103-16-16	1	1	1
52779	0103-16-20	1-1/4	1	1
51385	0103-20-20	1-1/4	1-1/4	1
55950	0103-20-24	1-1/2	1-1/4	1
51388	0103-24-24	1-1/2	1-1/2	1

### MALE CONNECTOR

0103 (FTX)



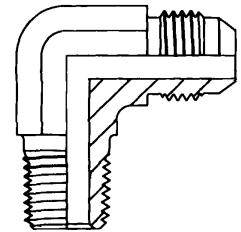


# ADAPTERS

## 37° FLARE STEEL ADAPTERS

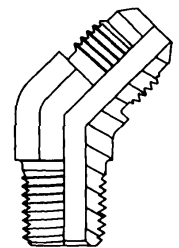
J&B #	HOSE FITTING PART #	TUBE SIZE	PIPE THREAD	QTY
51369	2103-2-4	1/4	1/8	1
51380	2103-4-4	1/4	1/4	1
51387	2103-6-4	1/4	3/8	1
51375	2103-4-5	5/16	1/4	1
51381	2103-4-6	3/8	1/4	1
51382	2103-6-6	3/8	3/8	1
51389	2103-8-6	3/8	1/2	1
51368	2103-4-8	1/2	1/4	1
51383	2103-6-8	1/2	3/8	1
51384	2103-8-8	1/2	1/2	1
51391	2103-12-8	1/2	3/4	1
51390	2103-8-10	5/8	1/2	1
51392	2103-12-10	5/8	3/4	1
51393	2103-8-12	3/4	1/2	1
51386	2103-12-12	3/4	3/4	1
51397	2103-12-16	1	3/4	1
51395	2103-16-16	1	1	1
51399	2103-20-16	1	1-1/4	1
51398	2103-16-20	1-1/4	1	1
51400	2103-20-20	1-1/4	1-1/4	1

**MALE ELBOW  
2103 (CTX)**



**45° MALE ELBOW  
3103 (VTX)**

J&B #	HOSE FITTING PART #	TUBE SIZE	PIPE THREAD	QTY
52494	3103-4-4	1/4	1/4	1
52496	3103-4-6	3/8	1/4	1
52501	3103-6-6	3/8	3/8	1
52502	3103-8-6	3/8	1/2	1
52498	3103-6-8	1/2	3/8	1
52500	3103-8-8	1/2	1/2	1
52780	3103-12-8	1/2	3/4	1
52503	3103-8-10	5/8	1/2	1
52505	3103-12-10	5/8	3/4	1
52499	3103-8-12	3/4	1/2	1
52504	3103-12-12	3/4	3/4	1
52510	3103-16-16	1	1	1

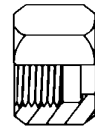


# ADAPTERS

## 37° FLARE STEEL ADAPTERS

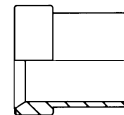
J&B #	HOSE FITTING PART #	TUBE SIZE	STRAIGHT THREAD	QTY
54324	06B-4	1/4	7/16-20	1
54326	06B-6	3/8	9/16-18	1
54328	06B-8	1/2	3/4-16	1
54329	06B-10	5/8	7/8-14	1
54330	06B-12	3/4	1-1/16-12	1
54332	06B-16	1	1-5/8-12	1
54333	06B-20	1-1/4	1-5/8-12	1
54331	06B-24	1-1/2	1-7/8-12	1

**NUT**  
**06B (BTX)**



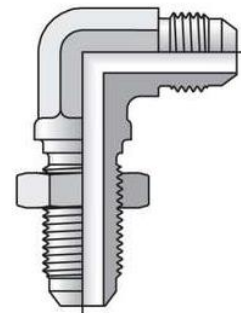
J&B #	HOSE FITTING PART #	TUBE SIZE	QTY
54334	06S-4	1/4	1
54336	06S-6	3/8	1
54338	06S-8	1/2	1
54339	06S-10	5/8	1
54340	06S-12	3/4	1
54342	06S-16	1	1

**INCH SLEEVE**  
**06S (TX)**



J&B #	HOSE FITTING PART #	TUBE SIZE	QTY
55980	2353-4-4	1/4	1
55982	2353-6-6	3/8	1
55983	2353-8-8	1/2	1
55984	2353-10-10	5/8	1
55985	2353-12-12	3/4	1

**BULKHEAD UNION ELBOW**  
**2353 (WETX-WLN-S)**



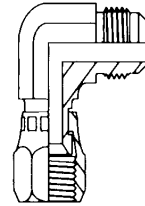
# ADAPTERS

## 37° FLARE STEEL ADAPTERS

J&B #	HOSE FITTING PART #	TUBE SIZE	SWIVEL THREAD	QTY
54284	3903-4-4	1/4	7/16-20	1
54285	3903-5-5	5/16	1/2-20	1
54286	3903-6-6	3/8	9/16-18	1
54288	3903-8-8	1/2	3/4-16	1
54289	3903-10-10	5/8	7/8-14	1
54290	3903-12-12	3/4	1-1/16-12	1
54291	3903-16-16	1	1-5/16-12	1
54293	3903-20-20	1-1/4	1-5/8-12	1

### SWIVEL NUT ELBOW

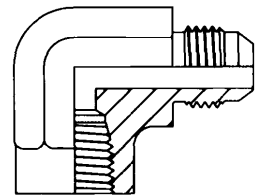
3903 (C6X)



J&B #	HOSE FITTING PART #	TUBE SIZE	PIPE THREAD	QTY
52364	2203-4-4	1/4	1/4	1
52366	2203-6-6	3/8	3/8	1
52368	2203-8-8	1/2	1/2	1

### FEMALE ELBOW

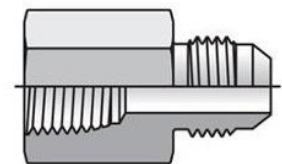
2203 (DTX)



J&B #	HOSE FITTING PART #	TUBE SIZE	PIPE THREAD	QTY
52593	0203-4-4	1/4	1/4	1
52594	0203-6-6	3/8	3/8	1
52595	0203-8-8	1/2	1/2	1

### FEMALE CONNECTOR

0203 (GTX)

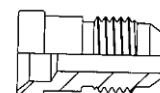


# ADAPTERS

## 37° FLARE STEEL ADAPTERS

J&B #	HOSE FITTING PART #	TUBE O.D. REDUCTION	TUBE END UN/UNF-2A	TUBE END UN/UNF-2B	QTY
52961	0603-6-4	3/8 to 1/4	7/16-20	9/16-18	1
52958	0603-8-4	1/2 to 1/4	7/16-20	3/4-16	1
52962	0603-8-6	1/2 to 3/8	9/16-18	3/4-16	1
*52964	*0603-10-8	5/8 to 1/2	3/4-16	7/8-14	1
52960	0603-12-6	3/4 to 3/8	9/16-18	1-1/16-12	1
52965	0603-12-8	3/4 to 1/2	3/4-16	1-1/16-12	1
*52966	*0603-12-10	3/4 to 5/8	7/8-14	1-1/16-12	1
*52963	*0603-14-12	7/8 to 3/4	1-1/16-12	1-3/16-12	1
52968	0603-16-12	1 to 3/4	1-1/16-12	1-5/16-12	1
52972	0603-20-12	1-1/4 to 3/4	1-1/16-12	1-5/8-12	1
52967	0603-20-16	1-1/4 to 1	1-5/16-12	1-5/8-12	1
52969	0603-24-20	1-1/2 to 1-1/4	1-5/8-12	1-7/8-12	1

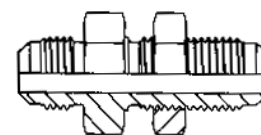
**TUBE END REDUCER**  
**0603 (TRTX-S)**



\* Comes with an O6B(BTX) nut attached. For all other sizes, order O6B(BTX) nut separately on page 770A.

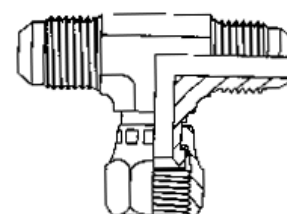
J&B #	HOSE FITTING PART #	TUBE SIZE	QTY
55450	0353-4-4	1/4	1
55452	0353-6-6	3/8	1
55454	0353-8-8	1/2	1
55480	0353-10-10	5/8	1
55456	0353-12-12	3/4	1

**BULKHEAD UNION**  
**0353 (WTX-WLN-S)**



J&B #	HOSE FITTING PART #	TUBE SIZE	SWIVEL THREAD	QTY
55500	393T-4-4	1/4	7/16-20	1
55502	393T-6-6	3/8	9/16-18	1
55504	393T-8-8	1/2	3/4-16	1
55506	393T-10-10	5/8	7/8-14	1
55508	.393T-12-12	3/4	1-1/16-12	1

**SWIVEL NUT BRANCH TEE**  
**393T (S6X-S)**

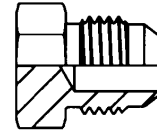


# ADAPTERS

## 37° FLARE STEEL ADAPTERS

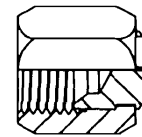
J&B #	HOSE FITTING PART #	TUBE SIZE	QTY
54103	03CP-3	3/16	1
54104	03CP-4	1/4	1
54105	03CP-5	5/16	1
54106	03CP-6	3/8	1
54108	03CP-8	1/2	1
54110	03CP-10	5/8	1
54112	03CP-12	3/4	1
54114	03CP-14	7/8	1
54116	03CP-16	1	1
54118	03CP-20	1-1/4	1
54119	03CP-24	1-1/2	1

**PLUG**  
**03CP (PNTX)**



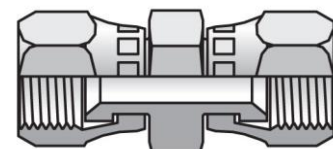
J&B #	HOSE FITTING PART #	TUBE SIZE	QTY
54123	06CP-3	3/16	1
54124	06CP-4	1/4	1
54125	06CP-5	5/16	1
54126	06CP-6	3/8	1
54128	06CP-8	1/2	1
54130	06CP-10	5/8	1
54132	06CP-12	3/4	1
54131	06CP-14	7/8	1
54133	06CP-16	1	1
54135	06CP-20	1-1/4	1
54137	06CP-24	1-1/2	1

**CAP**  
**06CP (FNTX)**



J&B #	HOSE FITTING PART #	TUBE SIZE	TUBE SIZE	QTY
56530	0606-4-4	1/4	1/4	1
56531	0606-6-6	3/8	3/8	1
56532	0606-8-8	1/2	1/2	1
56533	0606-10-10	5/8	5/8	1
56534	0606-12-12	3/4	3/4	1
56535	0606-16-16	1	1	1

**SWIVEL NUT UNION**  
**0606 (HX6)**



# ADAPTERS

## 37° FLARE STEEL ADAPTERS

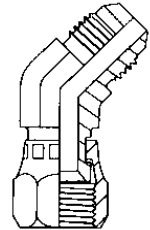
J&B #	HOSE FITTING PART #	TUBE SIZE	MALE PIPE	QTY
56360	0106-4-4	1/4	1/4	1
56362	0106-4-5	5/16	1/4	1
56364	0106-4-6	3/8	1/4	1
56366	0106-6-6	3/8	3/8	1
56368	0106-6-8	1/2	3/8	1
56369	0106-8-8	1/2	1/2	1
56370	0106-8-10	5/8	1/2	1
56372	0106-12-12	3/4	3/4	1
56373	0106-12-16	1"	3/4	1
56374	0106-16-16	1"	1"	1

**SWIVEL CONNECTOR  
0106 (F6X)**



J&B #	HOSE FITTING PART #	TUBE SIZE	SWIVEL NUT END	QTY
56340	3703-4-4	1/4	7/16-20	1
56342	3703-5-5	5/16	1/2-20	1
56344	3703-6-6	3/8	9/16-18	1
56346	3703-8-8	1/2	3/4-16	1
56348	3703-10-10	5/8	7/8-14	1
56350	3703-12-12	3/4	1-1/16-12	1
56352	3703-16-16	1	1-5/16-12	1

**45° SWIVEL NUT ELBOW  
3703 (V6X)**



J&B #	HOSE FITTING PART #	TUBE O.D.	FEMALE PIPE	SWIVEL NUT END	QTY
56320	6-6 G6X-S	3/8	3/8	9/16-18	1
56322	8 G6X-S	1/2	3/8	3/4-16	1
56324	8-8 G6X-S	1/2	1/2	3/4-16	1
56326	10 G6X-S	5/8	1/2	7/8-14	1
56328	12 G6X-S	3/4	3/4	1-1/16-12	1

**SWIVEL CONNECTOR  
G6X-S**

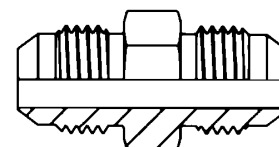


# ADAPTERS

## 37° FLARE STEEL ADAPTERS

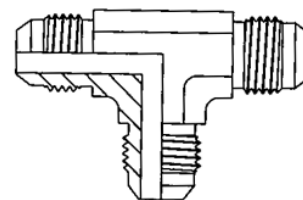
J&B #	HOSE FITTING PART #	TUBE SIZE	TUBE SIZE	QTY
51402	0303-4-4	1/4	1/4	1
51401	0303-4-6	1/4	3/8	1
51403	0303-5-5	5/16	5/16	1
51404	0303-6-6	3/8	3/8	1
51405	0303-6-8	3/8	1/2	1
51406	0303-8-8	1/2	1/2	1
51407	0303-10-10	5/8	5/8	1
51411	0303-10-12	5/8	3/4	1
51408	0303-12-12	3/4	3/4	1
51413	2403-14-12	3/4	7/8	1
51409	0303-12-16	3/4	1	1
51410	0303-16-16	1	1	1
51412	0303-20-20	1-1/4	1-1/4	1

**UNION  
0303 (HTX)**



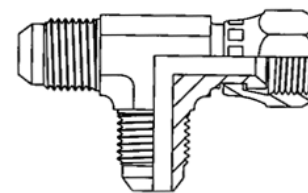
J&B #	HOSE FITTING PART #	TUBE SIZE	QTY
51420	033T-4-4	1/4	1
51422	033T-6-6	3/8	1
51424	033T-8-8	1/2	1
51426	033T-10-10	5/8	1

**UNION TEE  
033T (JTX-S)**



J&B #	HOSE FITTING PART #	TUBE SIZE	SWIVEL END	QTY
51428	063T-4-4	1/4	7/16-20	1
51430	063T-6-6	3/8	9/16-18	1
51432	063T-8-8	1/2	3/4-16	1
51434	063T-10-10	5/8	7/8-14	1
51436	063T-12-12	3/4	1-1/16-12	1
51438	063T-16-16	1	1-5/16-12	1

**SWIVEL NUT RUN TEE  
063T (R6X-S)**



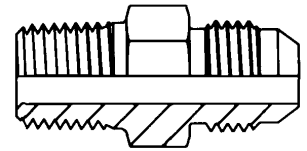
# ADAPTERS

---

## \*\*\*STAINLESS STEEL\*\*\* 37° FLARE STEEL ADAPTERS

J&B #	HOSE FITTING PART #	TUBE SIZE	PIPE THREAD	QTY
V53090	0103-4-4C	1/4	1/4	1
V53091	0103-6-6C	3/8	3/8	1
V53092	0103-8-8C	1/2	1/2	1
V53094	0103-12-12C	3/4	3/4	1
V53095	0103-16-16C	1	1	1
V53096	0103-20-20C	1-1/4	1-1/4	1

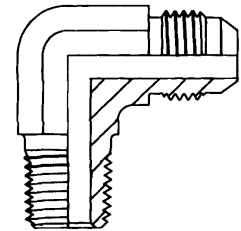
### MALE CONNECTOR 0103 (FTX)



---

J&B #	HOSE FITTING PART #	TUBE SIZE	PIPE THREAD	QTY
V53098	2103-4-4C	1/4	1/4	1
V53099	2103-6-6C	3/8	3/8	1
V53100	2103-8-8C	1/2	1/2	1
V53102	2103-12-12C	3/4	3/4	1
V53104	2103-16-16C	1	1	1

### MALE ELBOW 2103 (CTX)





# ADAPTERS

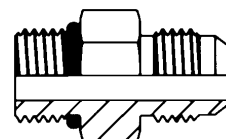
## 37° FLARE STEEL ADAPTERS "WITH O-RING"

- Parker steel adapters are furnished cadmium plated and are made from close grained non-porous steel forgings or steel bar stock.

J&B #	PARKER #	JIC TUBE SIZE	O-RING PORT THREAD	QTY
52385	0503-2-2	1/8	5/16-24	1
55956	0503-3-3	3/16	3/8-24	1
55954	0503-2-4	1/4	5/16-24	1
55955	0503-3-4	1/4	3/8-24	1
52388	0503-4-4	1/4	7/16-20	1
55957	0503-5-4	1/4	1/2-20	1
52389	0503-6-4	1/4	9/16-18	1
55958	0503-8-4	1/4	3/4-16	1
52395	0503-5-5	5/16	1/2-20	1
55959	0503-6-5	5/16	9/16-18	1
52396	0503-4-6	3/8	7/16-20	1
55960	0503-5-6	3/8	1/2-20	1
52390	0503-6-6	3/8	9/16-18	1
52397	0503-8-6	3/8	3/4-16	1
52399	0503-10-6	3/8	7/8-14	1
52401	0503-6-8	1/2	9/16-18	1
52392	0503-8-8	1/2	3/4-16	1
52403	0503-10-8	1/2	7/8-14	1
54218	0503-12-8	1/2	1-1/16-12	1
52422	0503-8-10	5/8	3/4-16	1
52393	0503-10-10	5/8	7/8-14	1
55961	0503-12-10	5/8	1-1/16-12	1
52405	0503-8-12	3/4	3/4-16	1
52398	0503-10-12	3/4	7/8-14	1
52394	0503-12-12	3/4	1-1/16-12	1
55962	0503-14-12	3/4	1-3/16-12	1
54217	0503-16-12	3/4	1-5/16-12	1
52407	0503-14-14	7/8	1-3/16-12	1
55963	0503-16-14	7/8	1-5/16-12	1
55964	0503-10-16	1	7/8-14	1
55965	0503-12-16	1	1-1/16-12	1
55966	0503-14-16	1	1-3/16-12	1
52409	0503-16-16	1	1-5/16-12	1
54220	0503-20-16	1	1-5/8-12	1
55967	0503-16-20	1-1/4	1-5/16-12	1
54221	0503-20-20	1-1/4	1-5/8-12	1

**STRAIGHT THREAD  
CONNECTOR**

**0503 (F50X)**

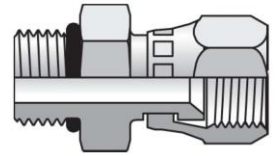


# ADAPTERS

## 37° FLARE STEEL ADAPTERS "WITH O-RING"

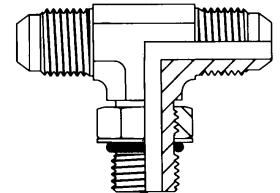
J&B #	PARKER #	JIC TUBE SIZE	O-RING PORT THREAD	QTY
51440	0506-4-4	1/4	7/16-20	1
51442	0506-5-5	5/16	1/2-20	1
51443	0506-6-6	3/8	9/16-18	1
51446	0506-8-8	1/2	3/4-16	1
51449	0506-10-10	5/8	7/8-14	1
51452	0506-12-12	3/4	1-1/16-14	1
51455	0506-16-16	1	1-5/16-12	1
51457	0506-20-20	1-1/4	1-5/8-12	1

**SWIVEL STRAIGHT  
THREAD  
CONNECTOR  
JIC SWIVEL /  
ORB  
0506 (F65OX)**



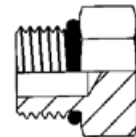
J&B #	PARKER #	JIC TUBE SIZE	O-RING PORT THREAD	QTY
52540	253T-6-6	3/8	9/16-18	1

**STRAIGHT  
THREAD BRANCH  
TEE  
253T (S5OX)**



J&B #	PARKER #	MALE STRAIGHT THREAD	QTY
54640	05CP-2	5/16-24	1
54641	05CP-3	3/8-24	1
54642	05CP-4	7/16-20	1
54643	05CP-5	1/2-20	1
54644	05CP-6	9/16-18	1
54645	05CP-8	3/4-16	1
54646	05CP-10	7/8-14	1
54647	05CP-12	1-1/16-12	1
54650	05CP-14	1-3/16-12	1
54648	05CP-16	1-5/16-12	1
54649	05CP-20	1-5/8-12	1

**HEX HEAD PLUG  
05CP (P50N-S)**



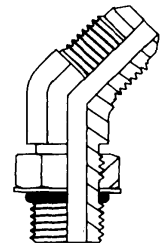
# ADAPTERS

## 37° FLARE STEEL ADAPTERS "WITH O-RING"

J&B #	PARKER #	JIC TUBE SIZE	O-RING PORT THREAD	QTY
52512	3503-4-4	1/4	7/16-20	1
52514	3503-5-5	5/16	1/2-20	1
52516	3503-6-6	3/8	9/16-18	1
52520	3503-8-8	1/2	3/4-16	1
52522	3503-10-10	5/8	7/8-14	1
52524	3503-12-12	3/4	1-1/16-14	1
52525	3503-16-16	1	1-5/16-12	1

## 45° STRAIGHT THREAD ELBOW

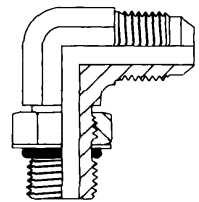
3503 (V50X)



J&B #	PARKER #	JIC TUBE SIZE	O-RING PORT THREAD	QTY
52370	2503-4-4	1/4	7/16-20	1
52371	2503-6-4	1/4	9/16-18	1
52372	2503-5-5	5/16	1/2-20	1
52383	2503-4-6	3/8	7/16-20	1
52380	2503-6-6	3/8	9/16-18	1
52377	2503-8-6	3/8	3/4-16	1
52362	2503-4-8	1/2	7/16-20	1
52378	2503-6-8	1/2	9/16-18	1
52384	2503-8-8	1/2	3/4-16	1
52414	2503-10-8	1/2	7/8-14	1
52379	2503-12-8	1/2	1-1/16-12	1
52381	2503-10-10	5/8	7/8-14	1
52382	2503-8-10	5/8	3/4-16	1
52363	2503-10-12	3/4	7/8-14	1
52386	2503-12-12	3/4	1-1/16-12	1
52415	2503-16-12	3/4	1-5/16-12	1
52387	2503-16-16	1	1-5/16-12	1
52417	2503-20-20	1-1/4	1-5/8-12	1

## STRAIGHT THREAD ELBOW

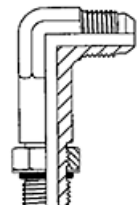
2503 (C50X)



J&B #	PARKER #	JIC TUBE SIZE	O-RING PORT THREAD	QTY
54605	5503-4-4	1/4	7/16-20	1
54606	5503-6-6	3/8	9/16-8	1
54607	5503-8-8	1/2	3/4-16	1
54608	5503-12-12	3/4	1-1/16-12	1

## LONG STRAIGHT THREAD ELBOW

5503 (CC50X-S)




# ADAPTERS

## SAE STRAIGHT THREAD PORT O-RING

90 Durometer Nitrile

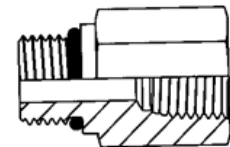
J&B #	PARKER #	DASH SIZE	END SIZE	WIDTH	I.D.	QTY
56260	3-904 N0552	-4	1/4	0.07	0.35	1
56262	3-905 N0552	-5	5/16	0.07	0.41	1
56264	3-906 N0552	-6	3/8	0.08	0.47	1
56266	3-908 N0552	-8	1/2	0.09	0.64	1
56268	3-910 N0552	-10	5/8	0.10	0.76	1
56270	3-912 N0552	-12	3/4	0.12	0.92	1
56272	3-916 N0552	-16	1	0.12	1.17	1
56274	3-920 N0552	-20	1-1/4	0.12	1.48	1



O-RING

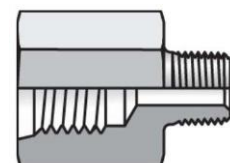
J&B #	PARKER #	FEMALE PIPE THREAD	MALE STRAIGHT THREAD	QTY
54627	0502-4-4	1/4-18	7/16-20	1
54628	0502-5-4	1/4-18	1/2-20	1
54630	0502-6-4	1/4-18	9/16-18	1
55937	0502-8-4	1/4-18	3/4-16	1
54631	0502-6-6	3/8-16	9/16-18	1
54632	0502-8-6	3/8-18	3/4-16	1
54633	0502-10-6	3/8-16	7/8-14	1
55938	0502-6-8	1/2-14	9/16-18	1
54635	0502-8-8	1/2-14	3/4-16	1
54634	0502-10-8	1/2-14	7/8-14	1
54636	0502-12-8	1/2-14	1-1/16-12	1
55939	0502-10-12	3/4-14	7/8-14	1
54639	0502-12-12	3/4-14	1-1/16-12	1
54637	0502-14-12	3/4-14	1-3/16-12	1
54638	0502-16-12	3/4-14	1-5/16-12	1

FEMALE PIPE ADAPTER  
0502 (F50G-S)



J&B #	PARKER #	FEMALE STRAIGHT THREAD	MALE PIPE THREAD	QTY
51416	1/4-6 FHG5	9/16-18	1/4-18	1
51417	3/8-6 FHG5	9/16-18	3/8-16	1
51418	3/8-8 FHG5	3/4-16	3/8-16	1
51419	1/2-6 FHG5	9/16-18	1/2-14	1
51421	1/2-8 FHG5	3/4-16	1/2-14	1
51423	1/2-10 FHG5	7/8-14	1/2-14	1
51425	3/4-8 FHG5	3/4-16	3/4-16	1
51427	3/4-12 FHG5	1-1/16-12	3/4-16	1

FEMALE STRAIGHT THREAD ADAPTER  
0110 (FHG5-S)



# ADAPTERS

---

## CODE 61 FLANGE HEAD PLUG FITTING

- Used to plug up where code 61 flange head fittings are installed.



(bottom view)



(top view)

J&B #	PARKER #	FLANGE SIZE	FLANGE O.D.	FLANGE HEIGHT	QTY
55990	12PQ1SX	3/4	1-1/2	.265"	1
55991	16PQ1SX	1"	1-3/4	.315"	1
55992	20PQ1SX	1-1/4	2	.315"	1

\* O-rings not included. They are located on page 744.

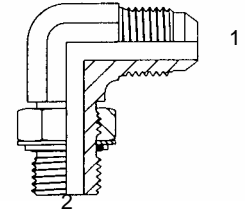
---

# METRIC ADAPTERS

## 37° FLARE STEEL ADAPTERS

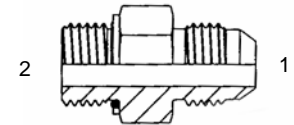
J&B #	PARKER #	INCH SIZE JIC 37°(1)	MALE METRIC STRAIGHT THREAD (2)	QTY
^53020	4M10C8OMXS	1/4	M10 x 1	1
^53022	6M14C8OMXS	3/8	M14 x 1.5	1
^53023	8M16C8OMXS	1/2	M16 x 1.5	1

**Male Elbow  
Metric Straight  
Thread (C8OMXS)**



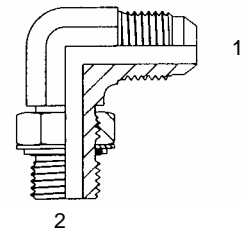
J&B #	PARKER #	INCH SIZE JIC 37°(1)	MALE METRIC STRAIGHT THREAD (2)	QTY
^53010	4M10F8OMXS	1/4	M10 x 1	1
^53012	6M14F8OMXS	3/8	M14 x 1.5	1
^53013	8M16F8OMXS	1/2	M16 x 1.5	1

**Male Connector  
Metric Straight  
Thread (F8OMXS)**



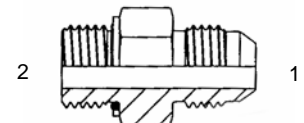
J&B #	PARKER #	INCH SIZE JIC 37°(1)	BSPB MALE PIPE THREAD (2)	QTY
^52985	4-4C4OMXS	1/4	1/4	1
^52987	6C4OMXS	3/8	1/4	1
^52988	6-6C4OMXS	3/8	3/8	1
^52991	8-8C4OMXS	1/2	1/2	1

**Male Elbow  
BSPB (C4OMXS)**



J&B #	PARKER #	INCH SIZE JIC 37°(1)	BSPB MALE PIPE THREAD (2)	QTY
^52970	4F4OMXS	1/4	1/8	1
^52971	4-4F4OMXS	1/4	1/4	1
^52976	6F4OMXS	3/8	1/4	1
^52977	6-6F4OMXS	3/8	3/8	1
^52980	8-8F4OMXS	1/2	1/2	1

**Male Connector  
BSPB (F4OMXS)**



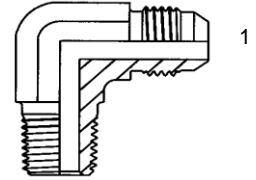
\* Numbers with a "A" are not necessarily stocked in large quantities

# METRIC ADAPTERS

## 37° FLARE STEEL ADAPTERS

J&B #	PARKER #	INCH SIZE JIC 37°(1)	BSPT MALE PIPE THREAD (2)	QTY
53060	4-4C3MXS	1/4	1/4	1
53063	6C3MXS	3/8	1/4	1
53064	6-6C3MXS	3/8	3/8	1
53068	8-8C3MXS	1/2	1/2	1

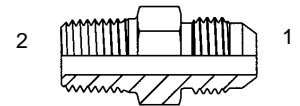
Male Elbow  
BSPT (C3MXS)



2

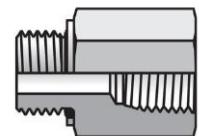
J&B #	PARKER #	INCH SIZE JIC 37°(1)	BSPT MALE PIPE THREAD (2)	QTY
53040	4F3MXS	1/4	1/8	1
53041	4-4F3MXS	1/4	1/4	1
53044	6F3MXS	3/8	1/4	1
53045	6-6F3MXS	3/8	3/8	1
53049	8-8F3MXS	1/2	1/2	1

Male  
Connector  
BSPT (F3MXS)



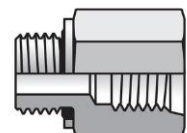
J&B #	PARKER #	BSPT MALE	NPT FEMALE	QTY
55481	3/8X3/8F3HG-S	3/8	3/8	1
55484	3/4X3/4F3HG-S	3/4	3/4	1

Conversion  
Adapter  
BSPT (F3HG)



J&B #	PARKER #	BSPP MALE	NPT FEMALE	QTY
55567	1/4X1/4F4OHG-S	1/4	1/4	1
55490	3/8X3/8F4OHG-S	3/8	3/8	1
55568	1/2X1/2F4OHG-S	1/2	1/2	1
55494	3/4X3/4F4OHG-S	3/4	3/4	1

Conversion  
Adapter  
BSPP (F4OHG)

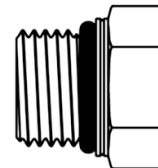


# METRIC ADAPTERS

---

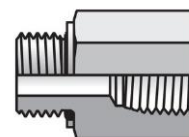
## METRIC STRAIGHT THREAD PLUG 7408

J&B #	MFG #	MALE METRIC STRAIGHT THREAD	QTY
55496	7408-14	M14 x 1.50	1
55497	7408-16	M16 x 1.50	1
55498	7408-20	M20 x 1.50	1



J&B #	PARKER #	METRIC STRAIGHT MALE	NPT FEMALE	QTY
55560	M12-1/4F8OHG-S	M12x1.5	1/4	1
55561	M14-1/4F8OHG-S	M14x1.5	1/4	1
55562	M16-3/8F8OHG-S	M16x1.5	3/8	1
55563	M16-1/2F8OHG-S	M16x1.5	1/2	1
55564	M18-3/8F8OHG-S	M18x1.5	3/8	1
55565	M18-1/2F8OHG-S	M18x1.5	1/2	1

## Conversion Adapter METRIC-ORR (F8OHG)





# ADAPTERS

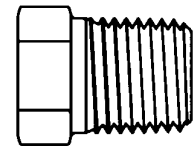
## STEEL PIPE (HYDRAULIC)

- Parker steel adapters are furnished cadmium plated and are made from close grained non-porous steel forgings or steel bar stock.
- These adapters have Dryseal American (National Standard) taper (N.P.T.F.) pipe threads and unified class 2A male and 2B female straight threads.

J&B #	HOSE FITTING PART #	PIPE THREAD	QTY
54152	01CP-2	1/8	1
54154	01CP-4	1/4	1
54156	01CP-6	3/8	1
54158	01CP-8	1/2	1
54160	01CP-12	3/4	1
54161	01CP-16	1	1
54162	01CP-20	1-1/4	1

### HEX HEAD PLUG

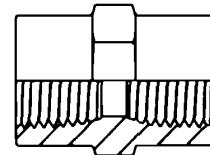
01CP (HP)



J&B #	HOSE FITTING PART #	FEMALE PIPE	FEMALE PIPE	QTY
54083	0202-2-2	1/8	1/8	1
54084	0202-4-4	1/4	1/4	1
54185	0202-4-6	3/8	1/4	1
54086	0202-6-6	3/8	3/8	1
54189	0202-6-8	1/2	3/8	1
54088	0202-8-8	1/2	1/2	1
54191	0202-8-12	3/4	1/2	1
54092	0202-12-12	3/4	3/4	1
54093	0202-16-16	1	1	1
54193	0202-20-20	1-1/4	1-1/4	1

### PIPE COUPLING

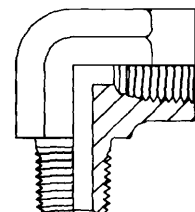
0202 (GG)



J&B #	HOSE FITTING PART #	MALE PIPE	FEMALE PIPE	QTY
52781	2102-2-2	1/8	1/8	1
52782	2102-4-4	1/4	1/4	1
52783	2102-6-6	3/8	3/8	1
52784	2102-8-8	1/2	1/2	1
54260	2102-12-12	3/4	3/4	1
54262	2102-16-16	1	1	1
54261	2102-20-20	1-1/4	1-1/4	1

### STREET ELBOW

2102 (CD)



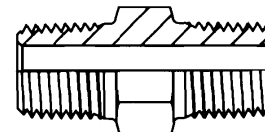
# ADAPTERS

## STEEL PIPE (HYDRAULIC)

J&B #	HOSE FITTING PART #	MALE PIPE	MALE PIPE	QTY
52577	0101-2-2	1/8	1/8	1
52579	0101-2-4	1/4	1/8	1
52581	0101-4-4	1/4	1/4	1
52583	0101-4-6	3/8	1/4	1
52582	0101-6-6	3/8	3/8	1
52589	0101-6-8	1/2	3/8	1
52584	0101-8-8	1/2	1/2	1
52591	0101-8-12	3/4	1/2	1
52586	0101-12-12	3/4	3/4	1
52587	0101-16-16	1	1	1
55972	0101-20-20	1-1/4	1-1/4	1

### PIPE NIPPLE

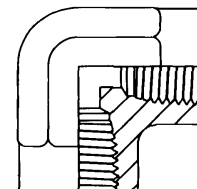
0101 (FF)



J&B #	HOSE FITTING PART #	PIPE THREAD	QTY
55900	2202-2-2	1/8	1
54184	2202-4-4	1/4	1
54186	2202-6-6	3/8	1
54188	2202-8-8	1/2	1
54190	2202-12-12	3/4	1
54192	2202-16-16	1	1
54195	2202-20-20	1-1/4	1

### FEMALE PIPE ELBOW

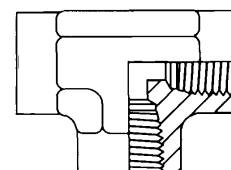
2202 (DD)



J&B #	HOSE FITTING PART #	PIPE THREAD	QTY
55902	022T-2-2	1/8	1
54194	022T-4-4	1/4	1
54196	022T-6-6	3/8	1
54198	022T-8-8	1/2	1
54200	022T-12-12	3/4	1
54201	022T-16-16	1	1
55974	022T-20-20	1-1/4	1

### FEMALE PIPE TEE

022T (MMO)



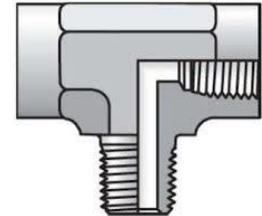
# ADAPTERS

## STEEL PIPE (HYDRAULIC)

J&B #	HOSE FITTING PART #	PIPE THREAD	QTY
55968	212T-2-2	1/8	1
55904	212T-4-4	1/4	1
55905	212T-6-6	3/8	1
55906	212T-8-8	1/2	1
55907	212T-12-12	3/4	1

### MALE BRANCH TEE

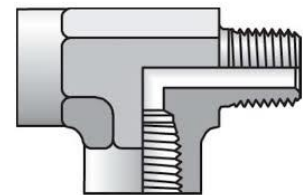
212T (MMS)



J&B #	HOSE FITTING PART #	PIPE THREAD	QTY
55969	012T-2-2	1/8	1
55910	012T-4-4	1/4	1
55911	012T-6-6	3/8	1
55912	012T-8-8	1/2	1
55913	012T-12-12	3/4	1

### MALE RUN TEE

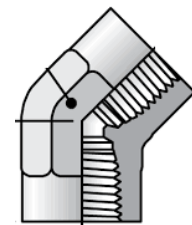
012T (MRO)



J&B #	HOSE FITTING PART #	PIPE THREAD	QTY
55916	4202-4-4	1/4	1
55917	4202-6-6	3/8	1
55918	4202-8-8	1/2	1
55919	4202-12-12	3/4	1

### FEMALE PIPE ELBOW

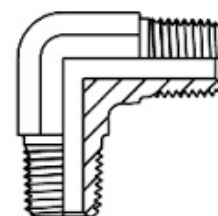
4202 (DD45)



J&B #	HOSE FITTING PART #	PIPE THREAD	QTY
55921	2101-2-2	1/8	1
55922	2101-4-4	1/4	1
55923	2101-6-6	3/8	1
55924	2101-8-8	1/2	1
55925	2101-12-12	3/4	1

### MALE PIPE ELBOW

2101 (CR)

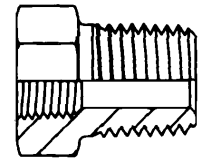


# ADAPTERS

## STEEL PIPE (HYDRAULIC)

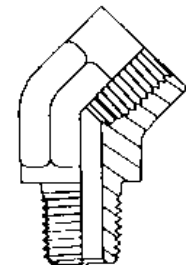
J&B #	HOSE FITTING PART #	MALE PIPE	FEMALE PIPE	QTY
52900	0102-4-2	1/4	1/8	1
52901	0102-6-4	3/8	1/4	1
52902	0102-8-4	1/2	1/4	1
52903	0102-8-6	1/2	3/8	1
52909	0102-12-6	3/4	3/8	1
52906	0102-12-8	3/4	1/2	1
52911	0102-16-8	1	1/2	1
52912	0102-16-12	1	3/4	1
52915	0102-20-16	1-1/4	1	1
52916	0102-24-20	1-1/2	1-1/4	1

**PIPE THREAD REDUCER  
0102 (PTR)**



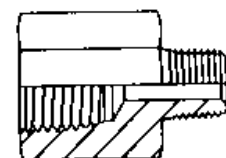
J&B #	HOSE FITTING PART #	MALE PIPE	FEMALE PIPE	QTY
56219	3102-2-2	1/8	1/8	1
56220	3102-4-4	1/4	1/4	1
56222	3102-6-6	3/8	3/8	1
53070	3102-8-8	1/2	1/2	1
53071	3102-12-12	3/4	3/4	1

**45° STREET ELBOW  
3102 (CD45)**



J&B #	HOSE FITTING PART #	MALE PIPE	FEMALE PIPE	QTY
53703	0201-4-2	1/8	1/4	1
56244	0201-6-4	1/4	3/8	1
56246	0201-8-6	3/8	1/2	1
56248	0201-12-8	1/2	3/4	1
56250	0201-16-12	3/4	1	1
53705	0201-20-16	1	1-1/4	1

**Expander/ Adapter  
0201 (FG)**



# ADAPTERS

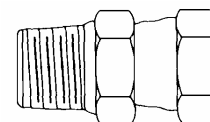
## FEMALE PIPE SWIVEL

- Parker steel adapters are furnished cadmium plated and are made from close grained non-porous steel forgings or steel bar stock.
- The female swivel end of these adapters is a straight pipe thread (NPSM) with a 30 degree seat. All male pipe fittings that are used with these female pipe swivel adapters must have a 30 degree seat in order to effect a proper seal. Parker male pipe hose fittings and male by female pipe swivel adapters contain this 30 degree seat.

J&B #	HOSE FITTING PART #	MALE PIPE	FEMALE PIPE	QTY
52918	0107-2-2	1/8	1/8	1
^ 52919	0107-2-4	1/8	1/4	1
52920	0107-4-4	1/4	1/4	1
52921	0107-4-6	1/4	3/8	1
52923	0107-6-4	3/8	1/4	1
52922	0107-6-6	3/8	3/8	1
52924	0107-6-8	3/8	1/2	1
52925	0107-8-6	1/2	3/8	1
52926	0107-8-8	1/2	1/2	1
52927	0107-8-12	1/2	3/4	1
52929	0107-12-8	3/4	1/2	1
52928	0107-12-12	3/4	3/4	1
^ 52931	0107-12-16	3/4	1	1
52930	0107-16-16	1	1	1
^ 52933	0107-16-20	1	1-1/4	1
^ 52935	0107-20-20	1-1/4	1-1/4	1

### MALE PIPE ADAPTER

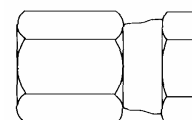
0107



J&B #	HOSE FITTING PART #	PIPE THREAD	QTY
52932	0207-4-4	1/4	1
52934	0207-6-6	3/8	1
52936	0207-8-8	1/2	1
52938	0207-12-12	3/4	1
52940	0207-16-16	1	1

### FEMALE PIPE ADAPTER

0207



\* Numbers with a "^^" are not necessarily stocked in large quantities

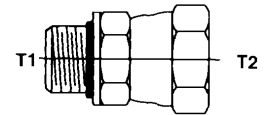
# ADAPTERS

## FEMALE PIPE SWIVEL

J&B #	PARKER #	T1 PORT THREAD	T2 FEMALE PIPE THREAD	QTY
^ 52365	0507-4-4	7/16	1/4	1
^ 52367	0507-6-4	9/16	1/4	1
52374	0507-6-6	9/16	3/8	1
^ 52369	0507-8-6	3/4	3/8	1
^ 52373	0507-6-8	9/16	1/2	1
52376	0507-8-8	3/4	1/2	1
^ 52375	0507-10-8	7/8	1/2	1
^ 52391	0507-12-12	1-1/16	3/4	1

### STRAIGHT THREAD ADAPTER

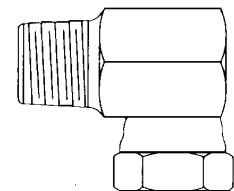
0507



J&B #	HOSE FITTING PART #	MALE PIPE	FEMALE PIPE	QTY
51414	2107-2-2	1/8	1/8	1
52942	2107-4-4	1/4	1/4	1
52943	2107-6-4	3/8	1/4	1
52945	2107-4-6	1/4	3/8	1
52944	2107-6-6	3/8	3/8	1
52947	2107-8-6	1/2	3/8	1
52949	2107-6-8	3/8	1/2	1
52946	2107-8-8	1/2	1/2	1
52951	2107-8-12	1/2	3/4	1
52948	2107-12-12	3/4	3/4	1
52950	2107-16-16	1	1	1
51415	2107-20-20	1-1/4	1-1/4	1

### MALE PIPE 90° ELBOW

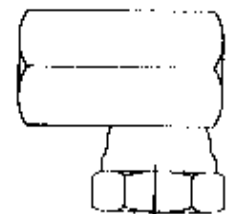
2107



J&B #	HOSE FITTING PART #	FEMALE PIPE	QTY
56180	2207-4-4	1/4	1
56182	2207-6-6	3/8	1
56184	2207-8-8	1/2	1
56186	2207-12-12	3/4	1

### FEMALE PIPE 90° ELBOW

2207



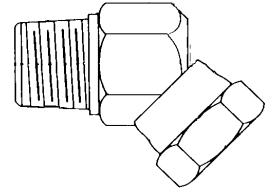
# ADAPTERS

## FEMALE PIPE SWIVEL

J&B #	HOSE FITTING PART #	MALE PIPE	FEMALE PIPE	QTY
52953	3107-2-2	1/8	1/8	1
52952	3107-4-4	1/4	1/4	1
52954	3107-6-6	3/8	3/8	1
52955	3107-8-8	1/2	1/2	1
52957	3107-12-12	3/4	3/4	1
52959	3107-16-16	1	1	1
52565	3107-20-20	1-1/4	1-1/4	1

**MALE PIPE  
45° ELBOW**

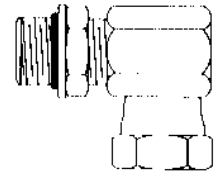
**3107**



J&B #	HOSE FITTING PART #	SAE STRAIGHT THREAD WITH O-RING	FEMALE PIPE	QTY
56160	2507-4-4	7/16	1/4	1
56162	2507-6-6	9/16	3/8	1
56164	2507-8-6	3/4	3/8	1
56166	2507-8-8	3/4	1/2	1
56168	2507-10-8	7/8	1/2	1
56170	2507-12-8	1-1/16	1/2	1
56172	2507-12-12	1-1/16	3/4	1

**STRAIGHT THREAD  
90° ELBOW**

**2507**

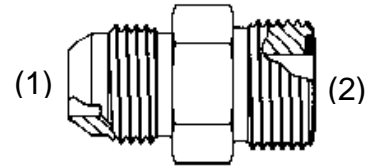


# ADAPTERS


## SEAL LOK FITTINGS

J&B #	HOSE FITTING PART #	END SIZE (1) & (2)	TUBE END (1)	TUBE END (2)	QTY
55460	4 XHLO-S	1/4	7/16-20	9/16-18	1
55462	6 XHLO-S	3/8	9/16-18	11/16-16	1
55467	8 XHLO-S	1/2	3/4-16	13/16-16	1
55465	10 XHLO-S	5/8	7/8-14	1-14	1
55466	12 XHLO-S	3/4	1-1/16-12	1-3/16-12	1
55468	16 XHLO-S	1	1-5/16-12	1-7/16-12	1

**ORFS MALE END ADAPTER (XHLO-S)**



**ORFS TUBE END REDUCER (TRLON-S)**



J&B #	HOSE FITTING PART #	END SIZE (1)	FEMALE END (1)	END SIZE (2)	MALE END (2)		QTY
*55464	6-4 TRLON-S	3/8	11/16-16	1/4	9/16-18		1
55470	10-8 TRLON-S	5/8	1-14	1/2	13/16-16	2 pieces	1
55472	12-8 TRLON-S	3/4	1-3/16-12	1/2	13/16-16	2 pieces	1
*55474	12-10 TRLON-S	3/4	1-3/16-12	5/8	1-14		1
*55476	20-16 TRLON-S	1-1/4	1-11/16-12	1"	1-7/16-12		1

\* These sizes come manufactured with a crimp style nut on the large end.



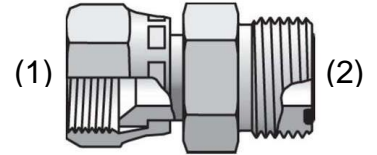
# ADAPTERS

## SEAL LOK FITTINGS

J&B #	PARKER #	END SIZE (1) & (2)	JIC TUBE END (1)	ORFS END (2)	QTY
52542	4 LOHX6-S	1/4	7/16-20	9/16-18	1
52543	6 LOHX6-S	3/8	9/16-18	11/16-16	1
52544	8 LOHX6-S	1/2	3/4-16	13/16-16	1
52545	10 LOHX6-S	5/8	7/8-14	1-14	1
52546	12 LOHX6-S	3/4	1-1/16-12	1-3/16-12	1
52547	16 LOHX6-S	1	1-5/16-12	1-7/16-12	1

**SWIVEL ADAPTER  
JIC TUBE SWIVEL /  
ORFS**

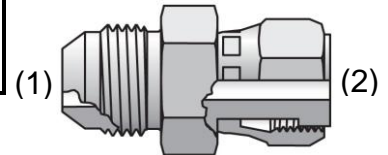
**(LOHX6-S)**



J&B #	PARKER #	END SIZE (1) & (2)	JIC TUBE END (1)	ORFS END (2)	QTY
52554	4 XHL6-S	1/4	7/16-20	9/16-18	1
52555	6 XHL6-S	3/8	9/16-18	11/16-16	1
52556	8 XHL6-S	1/2	3/4-16	13/16-16	1
52557	10 XHL6-S	5/8	7/8-14	1-14	1
52558	12 XHL6-S	3/4	1-1/16-12	1-3/16-12	1
52559	16 XHL6-S	1	1-5/16-12	1-7/16-12	1

**MALE SWIVEL  
ADAPTER  
JIC TUBE /  
ORFS SWIVEL**

**(XHL6-S)**



# ADAPTERS

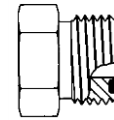
## CAPS & PLUGS FOR SEAL LOK FITTINGS

### Plugs for Seal Loks

J&B #	HOSE FITTING PART #	TUBE SIZE	QTY
^ 54275	4 PNLO-S	1/4	1
^ 54276	6 PNLO-S	3/8	1
^ 54277	8 PNLO-S	1/2	1
^ 54278	10 PNLO-S	5/8	1
^ 54279	12 PNLO-S	3/4	1
^ 54280	16 PNLO-S	1	1
54281	20 PNLO-S	1-1/4	1

### ORFS TUBE END PLUG

PNLO-S

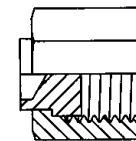


### Caps for Seal Loks

J&B #	HOSE FITTING PART #	TUBE SIZE	QTY
^ 54265	4 FNL-S	1/4	1
^ 54266	6 FNL-S	3/8	1
^ 54267	8 FNL-S	1/2	1
^ 54268	10 FNL-S	5/8	1
^ 54269	12 FNL-S	3/4	1
^ 54270	16 FNL-S	1	1
^ 54271	20 FNL-S	1-1/4	1

### ORFS TUBE END CAP

FNL-S




\* Numbers with a “^” are not necessarily stocked in large quantities

## ORFS O-RING

90 Durometer Nitrile

J&B #	PARKER #	DASH SIZE	END SIZE	WIDTH	I.D.	QTY
56230	2-011 N0552	-4	1/4	0.07	0.30	1
56231	2-012 N0552	-6	3/8	0.07	0.36	1
56232	2-014 N0552	-8	1/2	0.07	0.49	1
56233	2-016 N0552	-10	5/8	0.07	0.61	1
56234	2-018 N0552	-12	3/4	0.07	0.74	1
56235	2-020 N0552	-14	7/8	0.07	0.86	1
56236	2-021 N0552	-16	1	0.07	0.93	1
56237	2-025 N0552	-20	1-1/4	0.07	1.18	1
56238	2-029 N0552	-24	1-1/2	0.07	1.49	1



# FERULOK FITTINGS

---

J&B #	PARKER #	TUBE O.D.	THREAD	QTY
55770	3 BU-S	3/16	3/8-24	1
55771	4 BU-S	1/4	7/16-20	1
55773	6 BU-S	3/8	9/16-18	1
55774	8 BU-S	1/2	3/4-16	1

**NUT  
(BU)**



J&B #	PARKER #	TUBE O.D.	QTY
55780	3 TU-S	3/16	1
55781	4 TU-S	1/4	1
55783	6 TU-S	3/8	1
55784	8 TU-S	1/2	1

**FERRULE  
(TU)**



J&B #	PARKER #	TUBE O.D.	TUBE ENDS	QTY
55790	3 HBU-S	3/16	3/8-24	1
55792	4 HBU-S	1/4	7/16-20	1
55794	6 HBU-S	3/8	9/16-18	1
55796	8 HBU-S	1/2	3/4-16	1

**UNION  
(HBU)**



J&B #	PARKER #	JIC TUBE SIZE	TUBE END	QTY
56516	4 XHU-S	1/4	7/16-20	1
56517	6 XHU-S	3/8	9/16-18	1
56518	8 XHU-S	1/2	3/4-16	1
56519	10 XHU-S	5/8	7/8-14	1

**UNION ADAPTER  
SAE FLARELESS /  
37° FLARE**



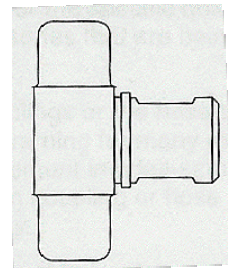
# Hydraulic Quick Couplers

## 6100 Series

- Connect and disconnect under pressure.
- Use a threaded union connection.
- Have a connection indicator that shows when fully connected.
- Handles pressures up to 3000 psi.

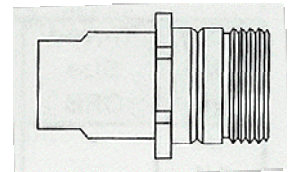
J&B #	BODY SIZE	THREAD SIZE	PARKER #	QTY
^56095	3/4	3/4-14	6125-12	1
^ 56090	1"	1-11 1/2	6125-16	1
^ 56091	1-1/4	1-1/4-11 1/2	6125-20	1

### WING NUT COUPLER



J&B #	BODY SIZE	PIPE THREAD	PARKER #	QTY
^56094	3/4	3/4-14	6105-12	1
^ 56092	1"	1-11 1/2	6105-16	1
^ 56093	1-1/4	1-1/4-11 1/2	6105-20	1

### FEMALE THREAD NIPPLE



\* Numbers with a “^” are not necessarily stocked in large quantities.

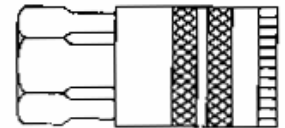
# Hydraulic Quick Couplers

## 20 Series (Steel)

- Rated pressure 300 psi.
- Sleeve type couplers will interchange push-type couplers and other manufacturers' couplers which accept Industrial Interchange & nipples that conform to MIL-C4109.
- Temperature range is -40 F. to +250 F.
- Vacuum data 27.4Hg connected. Disconnected not recommended.

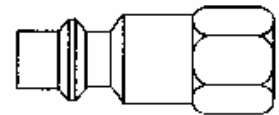
J&B #	BODY SIZE	PIPE THREAD	STEEL PARKER #	QTY
^ 55551	1/4	1/4-18	B23	1
^ 55555	3/8	3/8-18	B25	1
^ 55556	1/2	1/2-14	B17	1

**FEMALE THREAD COUPLER**



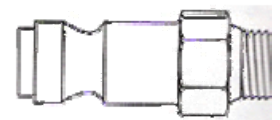
J&B #	BODY SIZE	PIPE THREAD	STEEL PARKER #	QTY
^ 55540	1/4	1/4-18	H3C	1
^ 55544	3/8	3/8-18	H3E	1

**FEMALE THREAD NIPPLE**



J&B #	BODY SIZE	PIPE THREAD	STEEL PARKER #	QTY
^ 55547	1/2	1/2-14	2F	1

**MALE THREAD NIPPLE**



\* Numbers with a “^” are not necessarily stocked in large quantities.

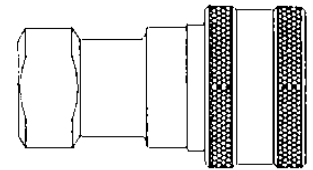
# Hydraulic Quick Couplers

## 60 Series (Steel)

- Recommended where high cycle rates and pressure surges are encountered.
- “Industrial Interchange” design meets the dimensional requirements of Series B in ISO 7241-1.
- Temperature range is -40 F. to +250 F.
- Vacuum data 27.4Hg, both disconnected and connected

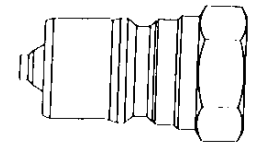
J&B #	BODY SIZE	PIPE THREAD	STEEL PARKER #	QTY
^ 55510	1/4	1/4-18	H2-62	1
^ 54618	3/8	3/8-18	H3-62	1
^ 55520	1/2	1/2-14	H4-62	1
^ 55530	3/4	3/4-14	H6-62	1
^ 55531	1”	1-11-1/2	H8-62	1

### FEMALE THREAD COUPLER



J&B #	BODY SIZE	PIPE THREAD	STEEL PARKER #	QTY
^ 55512	1/4	1/4-18	H2-63	1
^ 54620	3/8	3/8-18	H3-63	1
^ 55522	1/2	1/2-14	H4-63	1
^ 55533	3/4	3/4-14	H6-63	1
^55532	1”	1-11-1/2	H8-63	1

### FEMALE THREAD NIPPLE



\* Numbers with a “^” are not necessarily stocked in large quantities.

# Hydraulic Quick Couplers

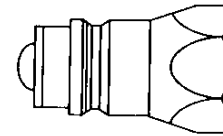
## ADAPTERS

### 4000 Series (Steel)

- Plated to resist severe work and weather conditions.
- Metal to metal seal provides **positive shut-off**.
- Swivel action saves on hose twist wear.
- Interchangeable with most "Economy" type couplers.
- Temperature range -40 F. to +250 F.
- Rated pressure 3000 psi.

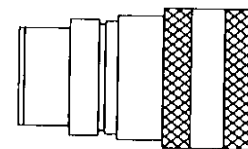
J&B #	BODY SIZE	THREAD SIZE	STEEL PARKER #	QTY
52691	1/4	1/4	4010-2	1
52687	3/8	3/8	4010-3	1
52689	1/2	1/2	8010-4	1

#### FEMALE THREAD NIPPLE



J&B #	BODY SIZE	THREAD SIZE	STEEL PARKER #	QTY
52690	1/4	1/4	4050-2	1
52686	3/8	3/8	4050-3	1
52688	1/2	1/2	4050-4	1

#### FEMALE THREAD COUPLER



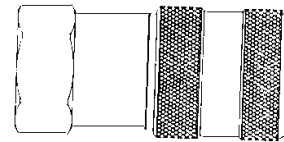
# Hydraulic Quick Couplers

## FF Series (Steel)

- Operating pressure is 3000 psi.
- The 3/8" size conforms to HTMA (Hydraulic Tool Manufacturers Association) standards.
- All sizes incorporate **flush face** mating surfaces.

J&B #	BODY SIZE	THREAD SIZE	PARKER PART #	QTY
54609	1/4	1/4	FF251-4FP	1
54610	3/8	3/8	FF371-6FP	1
54614	3/8	1/2	FF371-8FP	1
54611	1/2	1/2	FF-501-8FP	1
54615	3/4	3/4	FF751-12FP	1

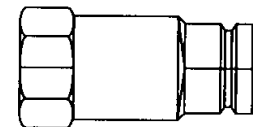
FF SERIES  
COUPLER



\* **CAUTION:** These products are not to be used as swivels.  
Rotation under pressure will result in excessive and premature wear.

J&B #	BODY SIZE	THREAD SIZE	PARKER PART #	QTY
54604	1/4	1/4	FF252-4FP	1
54612	3/8	3/8	FF372-6FP	1
54616	3/8	1/2	FF372-8FP	1
^ 54613	1/2	1/2	FF-502-8FP	1
54617	3/4	3/4	FF752-12FP	1

FF SERIES  
NIPPLE



^ 54613 is a longer series.

\* **CAUTION:** These products are not to be used as swivels.  
Rotation under pressure will result in excessive and premature wear.



# HOSE ACCESSORIES

## PARTEK SLEEVE

- Parker's Partek Nylon Protective Sleeving gives you Tough hose abrasion protection.
- The weave gives an exceptionally smooth interior wall, allowing rubber hose to move freely inside the sleeve, providing easy installation and prevents any internal abrasion problems.
- Per the ISO 6945 specification, Partek has a unique tubular weave nylon construction strong enough to withstand greater than 200,000 abrasion cycles without wearing the fabric at any location.
- Temperature Range: -67 deg F to + 248 deg F (-53 deg C to +120 deg C).
- Color is **BLACK**.



J&B #	INSIDE DIA. FLAT	INSIDE DIA. ROUND	SS25UL 201	285	302	426 351TC 451TC 471TC	772TC	782TC	811 881	PARKER #	QTY
50100	1.07"	0.69"	-4	-4		-3/-4				AS-B-11	50/FT
50101	1.34"	0.86"	-5/-6	-5/-6	-4/-5	-5/-6				AS-B-13	50/FT
50102	1.66"	1.06"	-8	-8/-10	-6	-8	-6			AS-B-15	50/FT
50103	1.92"	1.22"	-10	-12	-8/-10	-10	-8			AS-B-17	50/FT
50104	2.12"	1.35"	-12		-12	-12	-10	-8		AS-B-19	50/FT
50105	2.24"	1.42"	-16	-16			-12	-10	-12	AS-B-22	50/FT
50107	2.55"	1.63"				-16		-12		AS-B-27	50/FT

**\*\*\* All sizes sold by the roll. Can break a roll and can be sold by the foot (must be in multiples of feet and cannot be broken down to inches).**

# HOSE ACCESSORIES

## STRAIN RELIEVERS

- Resistant to chemicals, weather and abrasion
- Excellent for pressure washer hoses.
- Reduces cracking at hose/fitting connection.

**\*Strain relief fits over hose & fitting**

J&B #	SIZE	QTY
38901	3/8	1
38902	1/2	1



**Strain relief**

## HOSE PROTECTORS

- Protects hose & wire abrasion caused by points of contact wear with frames or other abrasive surfaces.
- Material is very durable and has a high wear factor.
- Molded in grooves prevent the slipping and wear of cable ties.
- Easy to assemble and remove.
- Typically used on hydraulic hoses, fuel and oil lines, brake systems, wiring harnesses and battery cables.





**\*Cable ties not included.**

J&B #	COLOR	LENGTH	QTY
V21133	BLACK	4"	1
V21134	BLACK	6"	1
V21135	BLACK	8"	1

# CAPPLUGS

## SERIES T TAPERED CAPPLUGS

- Tapered capplugs can be used as either **caps** or **plugs**.
- Because they are tapered in design and made from highly flexible Polyethylene, they cannot only be applied to fit **snugly** but are readily **removable**...whether used for capping or plugging.
- Especially recommended for use on MIL Std. and SAE-type tube and hydraulic fittings and for threaded external and internal N.P.T. fittings.



J&B #	CAPPLUG #	QTY
41800	1	25
41801	2	25
41802	2-x	25
41803	3	25
41804	3-x	25
41805	4	25
41806	4-x	25
41807	5	25
41808	6	25
41809	6-x	25
41810	7	25
41811	8	25
41812	8-x	25
41813	9	25
41814	9-x	25
41815	10	25

J&B #	CAPPLUG #	QTY
41816	11	25
41817	11-x	25
41818	12-x	10
41819	13	10
41820	13-x	10
41821	14	10
41822	14-x	10
41823	15-x	5
41824	16	5
41825	17	5
41826	17-s	5
41827	18	5
41828	19	5
41829	20	5
41830	20-s	5



Series T Tapered Capplugs

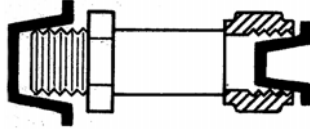
\*Selection Charts are on page 797

# CAPPLUGS

## SERIES T TAPERED CAPPLUGS


### Selection Charts

Recommended closures for tube and hydraulic fittings



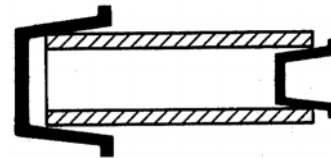
DASH #	TUBING O.D #	THREAD	CAPLUG # AS PLUGS	CAPLUG # AS CAPS
-2	1/8	5/16-24	1	2
-3	3/16	3/8-24	2	3-x
-4	1/4	7/16-20	3	4-x
-5	5/16	1/2-20	4	5
-6	3/8	9/16	5	6-x
-6	3/8	5/8-18	6	7
-8	1/2	3/4-16	8	9-x
-10	5/8	7/8-14	10	11-x
-12	3/4	1-1/16-12	12-x	13-x
-16	1	1-5/16-12	14-x	15-x
-20	1-1/4	1-5/8-12	17-s	18
-24	1-1/2	1-7/8-12	19	20

Recommended closures for threaded external and internal N.P.T. fittings



SIZE	CAPLUG # AS PLUGS	CAPLUG # AS CAPS
1/8	2-x	4
1/4	4	6
3/8	6-x	8-x
1/2	9	11
3/4	12-x	13-x
1	14	15-x
1-1/4	17-s	18
1-1/2	20-s	20

Recommended closures for unthreaded standard weight pipe

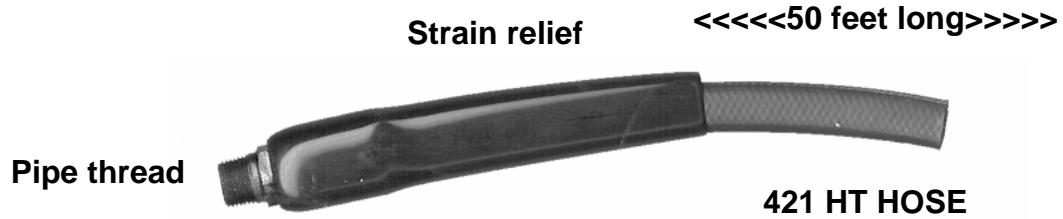


SIZE	CAPLUG # AS PLUGS	CAPLUG # AS CAPS
1/8	1	4
1/4	2-x	6-x
3/8	5	8-x
1/2	7	11
3/4	10	13-x
1	13	16
1-1/4	16	18-x
1-1/2	18	

# HOSE

## PRESSURE WASHER HOSE

- **Each hose is pre-assembled** with 50 feet of hose, a strain relief on each end, and a male pipe fitting on each end.
- Also available in custom lengths.



J&B #	HOSE I.D.	PIPE THREAD	MAXIMUM WORKING PRESSURE (PSI)	MINIMUM BURST PRESSURE (PSI)	QTY
38905	3/8	3/8	2,250	9,000	1 EA
38906	1/2	1/2	2,000	8,000	1 EA

# O-RING ASSORTMENTS

## PARKER O-RING KITS



J&B #	STYLE	QTY
54490	SAE STRAIGHT THREAD	EA

**54490 SAE O-RING KIT Includes...**

10 EA -2 (5/16-24)	10 EA -10 (7/8-14)
10 EA -3 (3/8-24)	15 EA -12 (1-1/16-12)
15 EA -4 (7/16-20)	10 EA -14 (1-3/16-12)
10 EA -5 (1/2-20)	15 EA -16 (1-5/16-12)
15 EA -6 (9/16-18)	10 EA -20 (1-5/8-12)
15 EA -8 (3/4-16)	10 EA -24 (1-7/8-12)

J&B #	STYLE	QTY
54492	SEAL LOK	EA

**54492 SEAL LOK O-RING KIT Includes...**

25 EA -4 (1/4'')	10 EA -12 (3/4'')
25 EA -6 (3/8'')	10 EA -16 (1'')
25 EA -8 (1/2'')	10 EA -20 (1-1/4'')
25 EA -10 (5/8'')	10 EA -24 (1-1/2'')

J&B #	STYLE	QTY
54494	CODE 61 & CODE62	EA

**54494 CODE 61 & 62 O-RING KIT Includes...**

10 EA -8 (1/2'')	15 EA -24 (1-1/2'')
10 EA -12 (3/4'')	8 EA -32 (2'')
15 EA -16 (1'')	6 EA -40 (2-1/2'')
15 EA -20 (1-1/4'')	6 EA -48 (3'')




















# J&B Fleet - Industrial Supply

22428 Harrisburg-Westville Rd. Alliance, Ohio 44601 Phone: (330) 821-6342 Fax: (330) 821-0411


www.jbfleet.com

PART # 2114

## ADAPTERS SAE (JIC) 1/4 – 1/2

 <b>54104</b> <sup>1</sup> <b>1/4 PLUG</b> <sub>3</sub>	 <b>54106</b> <sup>2</sup> <b>3/8 PLUG</b> <sub>3</sub>	 <b>54108</b> <sup>3</sup> <b>1/2 PLUG</b> <sub>2</sub>	 <b>54124</b> <sup>4</sup> <b>1/4 CAP</b> <sub>3</sub>	 <b>54126</b> <sup>5</sup> <b>3/8 CAP</b> <sub>3</sub>	 <b>54128</b> <sup>6</sup> <b>1/2 CAP</b> <sub>2</sub>
 <b>51406</b> <sup>7</sup> <b>1/2 UNION</b> <sub>1</sub>	 <b>52772</b> <sup>9</sup> <b>1/2 T X 3/8 P</b> <b>MALE CONNECTOR</b> <sub>2</sub>	 <b>51374</b> <sup>10</sup> <b>1/2 T X 1/2 P</b> <b>MALE CONNECTOR</b> <sub>2</sub>	 <b>51383</b> <sup>11</sup> <b>1/2 T X 3/8 P</b> <b>90 MALE CONNECTOR</b> <sub>1</sub>	 <b>51384</b> <sup>12</sup> <b>1/2 T X 1/2 P</b> <b>90 MALE CONNECTOR</b> <sub>1</sub>	 
 <b>51404</b> <sup>13</sup> <b>3/8 UNION</b> <sub>2</sub>	 <b>52770</b> <sup>15</sup> <b>3/8 T X 1/4 P</b> <b>MALE CONNECTOR</b> <sub>2</sub>	 <b>51372</b> <sup>16</sup> <b>3/8 T X 3/8 P</b> <b>MALE CONNECTOR</b> <sub>2</sub>	 <b>51381</b> <sup>17</sup> <b>3/8 T X 1/4 P</b> <b>90 MALE CONNECTOR</b> <sub>2</sub>	 <b>51382</b> <sup>18</sup> <b>3/8 T X 3/8 P</b> <b>90 MALE CONNECTOR</b> <sub>2</sub>	 
 <b>51402</b> <sup>19</sup> <b>1/4 UNION</b> <sub>2</sub>	 <b>52769</b> <sup>21</sup> <b>1/4 T X 1/8 P</b> <b>MALE CONNECTOR</b> <sub>2</sub>	 <b>51370</b> <sup>22</sup> <b>1/4 T X 1/4 P</b> <b>MALE CONNECTOR</b> <sub>2</sub>	 <b>51380</b> <sup>23</sup> <b>1/4 T X 1/4 P</b> <b>90 MALE CONNECTOR</b> <sub>2</sub>	 	 



















**PART# 2834**

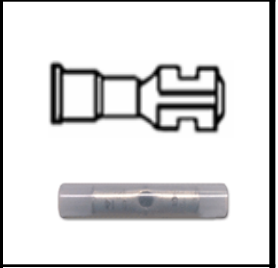
**J&B Fleet - Industrial Supply**

22428 Harrisburg-Westville Rd. Alliance, Ohio 44601 Phone: (330) 821-6342 Fax: (330) 821-0411


[www.jbfleet.com](http://www.jbfleet.com)

**FLAT FACE CAP & PLUG**

<p>54275</p>  <p><b>1/4"</b></p> <p>2</p>	<p>54265</p>  <p>1</p> <p>2</p>	<p>54276</p>  <p><b>3/8"</b></p> <p>2</p> <p>54266</p>  <p>2</p> <p>2</p>	<p>54277</p>  <p><b>1/2"</b></p> <p>3</p> <p>2</p>
<p>54278</p>  <p><b>5/8"</b></p> <p>2</p>	<p>54279</p>  <p><b>3/4"</b></p> <p>2</p>	<p>54280</p>  <p><b>1"</b></p> <p>2</p>	<p>6</p>
<p>54281</p>  <p><b>1-1/4"</b></p> <p>1</p>	<p>54267</p>  <p><b>1/2"</b></p> <p>2</p>	<p>54268</p>  <p><b>5/8"</b></p> <p>2</p>	<p>9</p>
<p>54269</p>  <p><b>3/4"</b></p> <p>2</p>	<p>54270</p>  <p><b>1"</b></p> <p>2</p>	<p>54271</p>  <p><b>1-1/4"</b></p> <p>1</p>	<p>12</p>














### J&B Fleet - Industrial Supply

www.jbfleet.com

22428 Harrisburg-Westville Rd. Alliance, Ohio 44601 Phone: (330) 821-6342 Fax: (330) 821-0411

PART # 2110

## ADAPTERS SAE (JIC) 5/8 – 1”

 <p><b>52775</b> 1 5/8 TUBE X 1/2 PIPE MALE CONNECTOR</p>	 <p><b>52778</b> 2 3/4 TUBE X 1/2 PIPE MALE CONNECTOR</p>	 <p><b>51376</b> 3 3/4 TUBE X 3/4 PIPE MALE CONNECTOR</p>	 <p><b>51378</b> 4 1” TUBE X 1” PIPE MALE CONNECTOR</p>
 <p><b>51407</b> 5 5/8 UNION</p>	 <p><b>51408</b> 6 3/4 UNION</p>	 <p><b>51410</b> 7 1” UNION</p>	 <p><b>51395</b> 8 1” TUBE X 1 PIPE 90 MALE CONNECTOR</p>
 <p><b>54110</b> 9 5/8 PLUG</p>	 <p><b>54112</b> 10 3/4 PLUG</p>	 <p><b>54116</b> 11 1” PLUG</p>	 <p><b>51386</b> 12 3/4 TUBE X 3/4 PIPE 90 MALE CONNECTOR</p>
 <p><b>54130</b> 13 5/8 CAP</p>	 <p><b>54132</b> 14 3/4 CAP</p>	 <p><b>54133</b> 15 1” CAP</p>	<p>16</p>





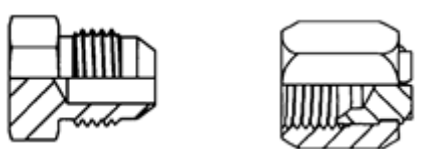











# J&B Fleet - Industrial Supply

22428 Harrisburg-Westville Rd. Alliance, Ohio 44601 Phone: (330) 821-6342 Fax: (330) 821-0411

[www.jbfleet.com](http://www.jbfleet.com)

**PART#2816**

## JIC PLUG & CAP

<p><b>54105 &amp; 54125</b></p>  <p><b>#5 5/16" 37° FLARE PLUG &amp; CAP</b></p> <p>2 2</p>	<p><b>54110 &amp; 54130</b></p>  <p><b>#10 5/8" 37° FLARE PLUG &amp; CAP</b></p> <p>2 2</p>	<p><b>54114 &amp; 54131</b></p>  <p><b>#14 7/8" 37° FLARE PLUG &amp; CAP</b></p> <p>2 2</p>	<p><b>54118 &amp; 54135</b></p>  <p><b>#20 1-1/4" 37° FLARE PLUG &amp; CAP</b></p> <p>2 2</p>
<p><b>54104 &amp; 54124</b></p>  <p><b>#4 1/4" 37° FLARE PLUG &amp; CAP</b></p> <p>2 2</p>	<p><b>54108 &amp; 54128</b></p>  <p><b>#8 1/2" 37° FLARE PLUG &amp; CAP</b></p> <p>2 2</p>	<p><b>54112 &amp; 54132</b></p>  <p><b>#12 3/4" 37° FLARE PLUG &amp; CAP</b></p> <p>2 2</p>	<p><b>54116 &amp; 54133</b></p>  <p><b>#16 1" 37° FLARE PLUG &amp; CAP</b></p> <p>2 2</p>
<p><b>54103 &amp; 54123</b></p>  <p><b>#3 3/16" 37° FLARE PLUG &amp; CAP</b></p> <p>2 2</p>	<p><b>54106 &amp; 54126</b></p>  <p><b>#6 3/8" 37° FLARE PLUG &amp; CAP</b></p> <p>2 2</p>	<p><b>54112 &amp; 54132</b></p>  <p><b>#12 3/4" 37° FLARE PLUG &amp; CAP</b></p> <p>2 2</p>	<p><b>54116 &amp; 54133</b></p>  <p><b>#16 1" 37° FLARE PLUG &amp; CAP</b></p> <p>2 2</p>











LET US HELP YOU MAKE THE CONNECTION

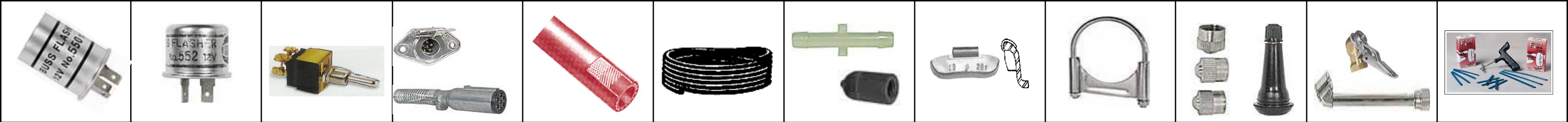


J & B FLEET-INDUSTRIAL SUPPLY  
PHONE: 330-821-6342

**PART#3107**

**SAE STRAIGHT THREAD PORT O-RINGS  
90 DUROMETER NITRILE**

<p><b>56260</b></p>  <p><b>-4</b> 1/4" END SIZE</p> <p>12</p>	<p><b>56262</b></p>  <p><b>-5</b> 5/16" END SIZE</p> <p>12</p>	<p><b>56264</b></p>  <p><b>-6</b> 3/8" END SIZE</p> <p>12</p>	<p><b>56266</b></p>  <p><b>-8</b> 1/2" END SIZE</p> <p>12</p>	<p><b>56268</b></p>  <p><b>-10</b> 5/8" END SIZE</p> <p>12</p>	<p><b>56270</b></p>  <p><b>-12</b> 3/4" END SIZE</p> <p>12</p>
<p><b>56272</b></p>  <p><b>-16</b> 1" END SIZE</p> <p>12</p>		<p><b>56274</b></p>  <p><b>-20</b> 1-1/4" END SIZE</p> <p>12</p>			




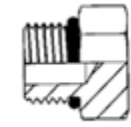
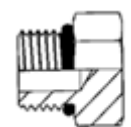
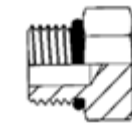



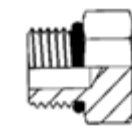
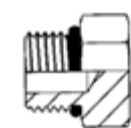
# J&B Fleet - Industrial Supply


www.jbfleet.com

22428 Harrisburg-Westville Rd. Alliance, Ohio 44601 Phone: (330) 821-6342 Fax: (330) 821-0411

**PART# 2815**

## HEX O-RING PLUG

<p><b>54642</b></p>  <p><b>#4</b> 7/16-20 HEX O-RING PLUG</p> <p>4</p>	<p><b>54645</b></p>  <p><b>#8</b> 3/4-16 HEX O-RING PLUG</p> <p>4</p>	<p><b>54647</b></p>  <p><b>#12</b> 1-1/16-12 HEX O-RING PLUG</p> <p>4</p>	
<p><b>54641</b></p>  <p><b>#3</b> 3/8-24 HEX O-RING PLUG</p> <p>4</p>	<p><b>54644</b></p>  <p><b>#6</b> 9/16-18 HEX O-RING PLUG</p> <p>4</p>	<p><b>54646</b></p>  <p><b>#10</b> 7/8-14 HEX O-RING PLUG</p> <p>4</p>	<p><b>54648</b></p>  <p><b>#16</b> 1-5/16-12 HEX O-RING PLUG</p> <p>2</p>
<p><b>54640</b></p>  <p><b>#2</b> 5/16-24 HEX O-RING PLUG</p> <p>4</p>	<p><b>54643</b></p>  <p><b>#5</b> 1/2-20 HEX O-RING PLUG</p> <p>4</p>		





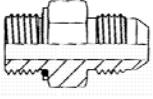
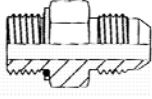
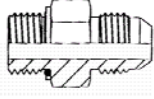
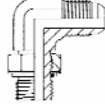
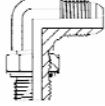
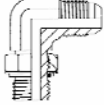
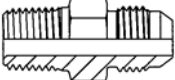
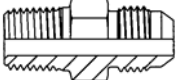
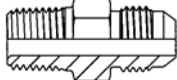
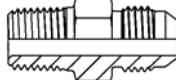
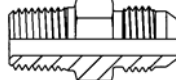
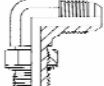
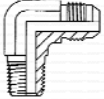
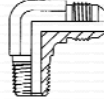
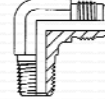
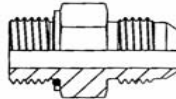
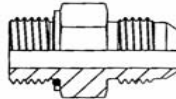
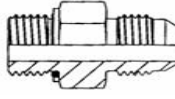
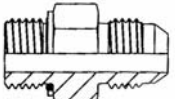
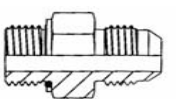
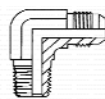
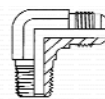
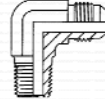
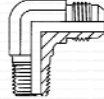
# J&B Fleet - Industrial Supply

22428 Harrisburg-Westville Rd. Alliance, Ohio 44601 Phone: (330) 821-6342 Fax: (330) 821-0411


[www.jbfleet.com](http://www.jbfleet.com)

PART # 2116

## METRIC HYDRAULIC ADAPTERS

<p><b>53010</b> <sup>1</sup></p>  <p>1/4 TUBE OD M10 X 1 STRAIGHT</p> <p><sup>1</sup></p>	<p><b>53012</b> <sup>2</sup></p>  <p>3/8 TUBE OD M14 X 1.5 STRAIGHT</p> <p><sup>1</sup></p>	<p><b>53013</b> <sup>3</sup></p>  <p>1/2 TUBE OD M16 X 1.5 STRAIGHT</p> <p><sup>1</sup></p>	<p><b>53020</b> <sup>4</sup></p>  <p>1/4 TUBE OD M10 X 1 STRAIGHT</p> <p><sup>1</sup></p>	<p><b>53022</b> <sup>5</sup></p>  <p>3/8 TUBE OD M14 X 1.5 STRAIGHT</p> <p><sup>1</sup></p>	<p><b>53023</b> <sup>6</sup></p>  <p>1/2 TUBE OD M16 X 1.5 STRAIGHT</p> <p><sup>1</sup></p>
<p><b>53040</b> <sup>7</sup></p>  <p>1/4 TUBE OD 1/8 BSPT PIPE</p> <p><sup>1</sup></p>	<p><b>53041</b> <sup>8</sup></p>  <p>1/4 TUBE OD 1/4 BSPT PIPE</p> <p><sup>1</sup></p>	<p><b>53044</b> <sup>9</sup></p>  <p>3/8 TUBE OD 1/4 BSPT PIPE</p> <p><sup>1</sup></p>	<p><b>53045</b> <sup>10</sup></p>  <p>3/8 TUBE OD 3/8 BSPT PIPE</p> <p><sup>1</sup></p>	<p><b>53049</b> <sup>11</sup></p>  <p>1/2 TUBE OD 1/2 BSPT PIPE</p> <p><sup>1</sup></p>	<p><b>53060</b> <sup>12</sup></p>  <p>1/4 TUBE OD 1/4 BSPT PIPE</p> <p><sup>1</sup></p>
<p><b>53063</b> <sup>13</sup></p>  <p>3/8 TUBE OD 1/4 BSPT PIPE</p> <p><sup>1</sup></p>	<p><b>53064</b> <sup>14</sup></p>  <p>3/8 TUBE OD 3/8 BSPT PIPE</p> <p><sup>1</sup></p>	<p><b>53068</b> <sup>15</sup></p>  <p>1/2 TUBE OD 1/2 BSPT PIPE</p> <p><sup>1</sup></p>	<p><b>52970</b> <sup>16</sup></p>  <p>1/4 TUBE OD 1/8 BSPP PIPE</p> <p><sup>1</sup></p>	<p><b>52971</b> <sup>17</sup></p>  <p>1/4 TUBE OD 1/4 BSPP PIPE</p> <p><sup>1</sup></p>	<p><b>52976</b> <sup>18</sup></p>  <p>3/8 TUBE OD 1/4 BSPP PIPE</p> <p><sup>1</sup></p>
<p><b>52977</b> <sup>19</sup></p>  <p>3/8 TUBE OD 3/8 BSPP PIPE</p> <p><sup>1</sup></p>	<p><b>52980</b> <sup>20</sup></p>  <p>1/2 TUBE OD 1/2 BSPP PIPE</p> <p><sup>1</sup></p>	<p><b>52985</b> <sup>21</sup></p>  <p>1/4 TUBE OD 1/4 BSPP PIPE</p> <p><sup>1</sup></p>	<p><b>52987</b> <sup>22</sup></p>  <p>3/8 TUBE OD 1/4 BSPP PIPE</p> <p><sup>1</sup></p>	<p><b>52988</b> <sup>23</sup></p>  <p>3/8 TUBE OD 3/8 BSPP PIPE</p> <p><sup>1</sup></p>	<p><b>52991</b> <sup>24</sup></p>  <p>1/2 TUBE OD 1/2 BSPP PIPE</p> <p><sup>1</sup></p>





# J&B Fleet - Industrial Supply

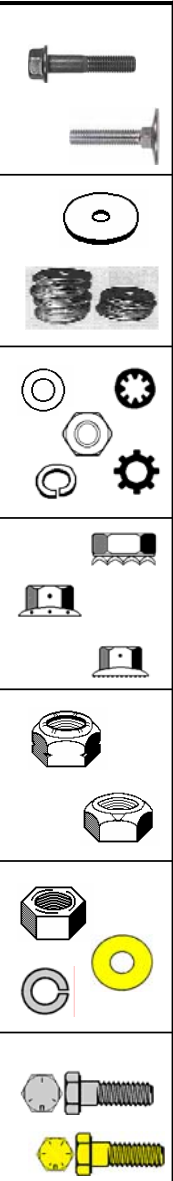
22428 Harrisburg-Westville Rd. Alliance, Ohio 44601 Phone: (330) 821-6342 Fax: (330) 821-0411

[www.jbfleet.com](http://www.jbfleet.com)

PART # 2117

## METRIC HYDRAULIC ADAPTERS

<p><b>53010</b> 1</p> <p><b>1/4 TUBE OD M10 X 1 STRAIGHT</b></p> <p>1</p>	<p><b>53012</b> 2</p> <p><b>3/8 TUBE OD M14 X 1.5 STRAIGHT</b></p> <p>1</p>				
<p>7</p>	<p><b>53041</b> 8</p> <p><b>1/4 TUBE OD 1/4 BSPT PIPE</b></p> <p>1</p>	<p>9</p>	<p><b>53045</b> 10</p> <p><b>3/8 TUBE OD 3/8 BSPT PIPE</b></p> <p>1</p>	<p>11</p>	<p><b>53060</b> 12</p> <p><b>1/4 TUBE OD 1/4 BSPT PIPE</b></p> <p>1</p>
<p>13</p>	<p><b>53064</b> 14</p> <p><b>3/8 TUBE OD 3/8 BSPT PIPE</b></p> <p>1</p>	<p>15</p>	<p>16</p>	<p><b>52971</b> 17</p> <p><b>1/4 TUBE OD 1/4 BSP9 PIPE</b></p> <p>1</p>	<p>18</p>
<p><b>52977</b> 19</p> <p><b>3/8 TUBE OD 3/8 BSPP PIPE</b></p> <p>1</p>	<p>20</p>	<p>21</p>	<p>22</p>	<p>23</p>	<p>24</p>



LET US HELP YOU MAKE THE CONNECTION

**PART# 3108**



**90 Durometer  
Nitrile**

## O-RING FACE SEAL



J & B FLEET-INDUSTRIAL SUPPLY  
PHONE: 330-821-6342

<b>56230</b>  -4 <b>2-011</b>  25	<b>56231</b>  -6 <b>2-012</b>  25	<b>56232</b>  -8 <b>2-014</b>  25	<b>56233</b>  -10 <b>2-016</b>  25	<b>56234</b>  -12 <b>2-018</b>  25	<b>56235</b>  -14 <b>2-020</b>  10
<b>56236</b>  -16 <b>2-021</b>  10	<b>56237</b>  -20 <b>2-025</b>  10	<b>56238</b>  -24 <b>2-029</b>  10			



# J&B Fleet - Industrial Supply

22428 Harrisburg-Westville Rd. Alliance, Ohio 44601 Phone: (330) 821-6342 Fax: (330) 821-0411

[www.jbfleet.com](http://www.jbfleet.com)

PART # 2121

## CAP PLUGS



<p><b>41800</b> <sup>1</sup></p> <p><b>#1</b></p> <p>10</p>	<p><b>41801</b> <sup>2</sup></p> <p><b>#2</b></p> <p>10</p>	<p><b>41802</b> <sup>3</sup></p> <p><b>#2-X</b></p> <p>10</p>	<p><b>41803</b> <sup>4</sup></p> <p><b>#3</b></p> <p>10</p>	<p><b>41804</b> <sup>5</sup></p> <p><b>#3-X</b></p> <p>10</p>	<p><b>41805</b> <sup>6</sup></p> <p><b>#4</b></p> <p>10</p>	<p><b>41806</b> <sup>7</sup></p> <p><b>#4-X</b></p> <p>10</p>	<p><b>41807</b> <sup>8</sup></p> <p><b>#5</b></p> <p>10</p>
<p><b>41808</b> <sup>9</sup></p> <p><b>#6</b></p> <p>10</p>	<p><b>41809</b> <sup>10</sup></p> <p><b>#6-X</b></p> <p>10</p>	<p><b>41810</b> <sup>11</sup></p> <p><b>#7</b></p> <p>10</p>	<p><b>41811</b> <sup>12</sup></p> <p><b>#8</b></p> <p>10</p>	<p><b>41812</b> <sup>13</sup></p> <p><b>#8-X</b></p> <p>10</p>	<p><b>41813</b> <sup>14</sup></p> <p><b>#9</b></p> <p>10</p>	<p><b>41814</b> <sup>15</sup></p> <p><b>#9-X</b></p> <p>10</p>	<p><b>41815</b> <sup>16</sup></p> <p><b>#10</b></p> <p>10</p>
<p><b>41816</b> <sup>17</sup></p> <p><b>#11</b></p> <p>10</p>	<p><b>41817</b> <sup>18</sup></p> <p><b>#11-X</b></p> <p>10</p>	<p><b>41818</b> <sup>19</sup></p> <p><b>#12-X</b></p> <p>5</p>	<p><b>41819</b> <sup>20</sup></p> <p><b>#13</b></p> <p>5</p>	<p><b>41820</b> <sup>21</sup></p> <p><b>#13-X</b></p> <p>5</p>	<p><b>41821</b> <sup>22</sup></p> <p><b>#14</b></p> <p>5</p>	<p><b>41822</b> <sup>23</sup></p> <p><b>#14-X</b></p> <p>5</p>	<p><b>41823</b> <sup>24</sup></p> <p><b>#15-X</b></p> <p>2</p>
<p><b>41824</b> <sup>25</sup></p> <p><b>#16</b></p> <p>2</p>	<p><b>41825</b> <sup>26</sup></p> <p><b>#17</b></p> <p>2</p>	<p><b>41826</b> <sup>27</sup></p> <p><b>#17-S</b></p> <p>2</p>	<p><b>41827</b> <sup>28</sup></p> <p><b>#18</b></p> <p>2</p>	<p><b>41828</b> <sup>29</sup></p> <p><b>#19</b></p> <p>2</p>	<p><b>41829</b> <sup>30</sup></p> <p><b>#20</b></p> <p>2</p>	<p><b>41830</b> <sup>31</sup></p> <p><b>#20-S</b></p> <p>2</p>	<p><b>41830</b> <sup>32</sup></p>

