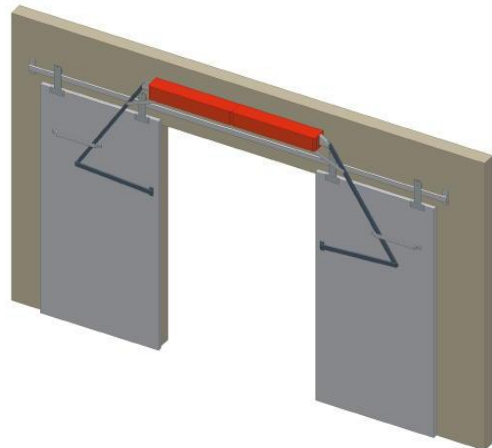




CAREY AUTOMATIC DOOR, LLC

MAGIC-DOOR Pneumatic Door Operator Product & Spare Parts Catalog

(Formerly known as STANLEY MAGIC-DOOR Pneumatic Operator)



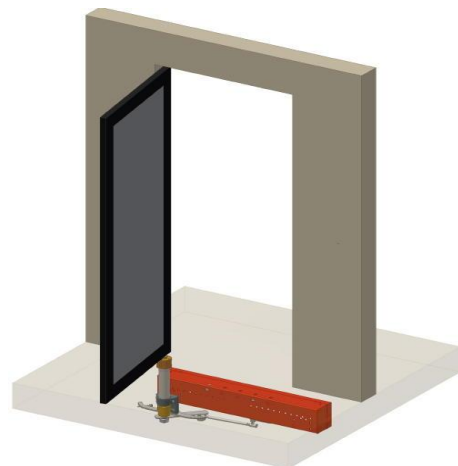
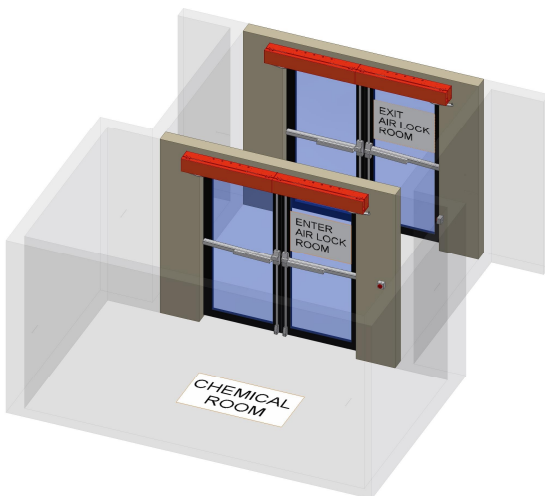
Pneumatic (ALL AIR), Explosion Proof Automatic Operators & Interlock Systems

Electro-Pneumatic Door Operators

Advantages:

The Most Reliable, Durable & Cost Effective Automatic Door Operator in the Industry for 70 years!

Virtually Maintenance Free for 20 - 30+ years!



Tel: (203) 267-4278
Fax: (203) 267-4292

A 100% Woman-Owned Small Business
www.careydoor.com

Southbury, Connecticut
sales@careydoor.com

Carey Automatic Door, LLC

INDEX

C-1	INDEX
C-2	Company Overview
C-3	100% Pneumatic (ALL AIR), Explosion Proof Operator Information
C-4	Electro-Pneumatic Operator Information
C-5	Product Overview
C-6	System Applications
CP-1	INDEX: MAGIC-DOOR PNEUMATIC OPERATOR PACKAGES
CP-2	Airlock & Interlock Door Systems for ALL AIR (Explosion Proof) Applications
CP-3	Single Swinging Doors (ALL AIR available)
CP-4	Pair of Swinging Doors, One Operator (ALL AIR available)
CP-5	Pair of Swinging Doors, Two Operators (ALL AIR available)
CP-6	Swinging Doors with Concealed Operator (ALL AIR available): Magic STAR: Concealed Overhead & Magic MOLE: Concealed Under Floor
CP-7	Single Sliding Doors (ALL AIR available)
CP-8	Bi-Parting Sliding Doors, One Operator
CP-9	Bi-Parting Sliding Doors, Pair of Operators (ALL AIR available)
CP-10	Single Sliding Fire Doors
CP-11	Bi-Parting Sliding Fire Doors
CP-12	Swinging Fire Doors

(Continued)

Carey Automatic Door, LLC

INDEX

CPD-1	INDEX: REPLACEMENT PARTS
CPD-2	OSX ALL AIR (Explosion Proof) Operators and Valves
CPD-3	OSX ALL AIR (Explosion Proof) Valves
CPD-4	OSX ALL AIR (Explosion Proof) Operator Parts
CPD-5	OSX ALL AIR (Explosion Proof) Palm Buttons and Pull Cords
CPD-6	Operators & Case Covers
CPD-7	Carriage & Slide Assembly
CPD-8	Slide Bar
CPD-9	Ball Studs & Trip Rod Switch
CPD-10	Rod & Safety Switch Assembly
CPD-11	Checking Cylinder Assembly
CPD-12	Power Cylinder Assembly
CPD-13	Plug-In Relays
CPD-14	Valve Assembly (DC Valves for OS Operator)
CPD-15	Valve Assembly (AC Valves & Auto-Slide Valves)
CPD-16	Monorail Tracks
CPD-17	Monorail Hangers & Wheels
CPD-18	Rollers & Wheels
CPD-19	Pivots
CPD-20	Door Brackets
CPD-21	MAGIC MOLE Pivots (Concealed Under the Floor)
CPD-22	MAGIC STAR Pivots (Concealed Above the Ceiling)
CPD-23	Cables
CPD-24	Door Rods
CPD-25	Emergency Release (Brackets & Door Arms)
CPD-26	Accessories
CPD-27	Counterweights
CPD-28	Accessory, Angle & Cable Packages
CPD-29	Auto-Slide Replacement Parts
CPD-30	Accessory Packages
CPD-31	Exploded View of 0-11-14" Pneumatic Operator & Parts
CPD-32	Decals

Carey Automatic Door, LLC

COMPANY OVERVIEW

Carey Automatic Door, LLC manufactures **MAGIC-DOOR Pneumatic Operators** for swinging and sliding door applications (formerly known as the **STANLEY MAGIC-DOOR Pneumatic Operator**).

MAGIC-DOOR Pneumatic Operators have provided automatic swinging and sliding door solutions for a wide variety of healthcare, pharmaceutical, industrial and commercial applications since 1940. The first industrial applications were installed at Chicago O'Hare International Airport and Penn Station in New York City.

Carey Automatic Door, LLC manufactures the following swinging and sliding door equipment:

100% Pneumatic (ALL AIR), Explosion Proof Automatic Door Operators & Interlock Door Systems:

Applicable for hazardous swinging and sliding door applications. Interlock door systems provide for opening of one set of doors and latching of the other set to prevent simultaneous opening of both sets of doors. **No Electrical or Electronic Components**. Powerful, instantaneous action due to Operator ALL AIR Valve System proximity above door. The entire system is driven by pneumatic cylinders and valves. State of the art valves with condensed valve configuration contained within Operator case. Moving components are manufactured from non-sparking materials. Von Duprin exit devices with pneumatic latch retraction compatible. Proven track record for use in environments with volatile chemicals.

Ideal for Pharmaceutical, Chemical, Industrial Products, Manufacturing, Defense, and Ordinance Facilities, Oil Refineries, Industrial Plants, Nuclear Power Plants, Processing Plants, Industrial Bakeries, Flour and Feed Mills, Gas Utility Plants, Water Treatment Plants, Coal Preparation Plants, Clean Rooms, Wash Down Areas.

Electro-Pneumatic Door Operators:

Applicable for heavy access swinging and sliding doors up to 1,200 lbs. per leaf. For locations where severe conditions are found such as strong winds, pressures or where fast operation required.

Concealed operators available under the floor (Magic Mole) & above the ceiling (Magic Star) for commercial and institutional applications. For use with Lead Lined Doors, Hollow Metal Doors, Fire Doors, Blast Resistant Doors.

Ideal for Hospitals (Radiology & Oncology Depts.), Industrial Buildings, Historical Buildings, Universities, Airports, Cathedrals, Government Buildings, Post Offices, Museums, Casinos, Factories, Loading and Shipping Areas.

CUSTOMERS SERVED

3M Company
Amgen, Inc.
Anagram International
Aspen Aerogels
Boehringer Ingelheim Corp.
Boeing
BP Exploration, Inc.
Bristol-Myers Squibb
Camp Lejeune Naval Hospital
Cleveland Clinic
Corpus Christi Army Depot
Covidien
Crane Army Ammunition Activity
Cytec Industries
Dow Chemical Company
Dow Corning Corp.
DuPont, Inc.

Eastman Chemical Company
Estee Lauder
Federal Reserve Banks
Genzyme Biosurgery
Goodrich Fuel & Utility Systems
Grain Processing
Harrah's Casino
Holy Name Cathedral
Hospira Pharmaceuticals
IST USA
Kohler Corporation
Lockheed Martin Corp.
Los Alamos National Laboratory
Markem CIJ Manufacturing
Mayo Clinic
McAlester Army Ammunition
Nat'l Institute Environ. Health

Ortho Clinical Diagnostics
Palisades Nuclear Power Plant
Patheon Pharmaceuticals
PPG Aerospace
Raytheon Missile Systems
Regeneron Pharmaceuticals
Sandia National Laboratories
Sigma-Aldrich Corp.
Solvay
St. Jude Hospital
United Nations Headquarters
UPS
United States Post Offices
United States Treasury Department
University of South Carolina
Woodward Governor Company
Wyeth Ayerst Laboratories

<p style="text-align: center;">Carey Automatic Door, LLC OSX ALL AIR (EXPLOSION PROOF) OPERATOR PACKAGES</p>
--

100% PNEUMATIC (ALL AIR) & EXPLOSION PROOF OPERATORS

100% Pneumatic (ALL AIR) Door Systems: pneumatically operated with no electronics.

Explosion Proof Door Systems: pneumatically operated with no electronics as well as all moving components are manufactured from non-sparking materials.

100% Pneumatic (ALL AIR) & Explosion Proof Operators:

Air Opening and Air Closing (no electricity involved) - pneumatically controlled from central air supply or separate compressor. Opening and closing action will be individually controlled by separate built-in pressure regulators and opening and closing valves, which are all adjustable for pressure and volume for required speed and power. All regulators and valves can be self-contained within a control box at the door location. The operator will be capable of operating doors against wind velocities (and equivalent stack pressures) up to 40 miles per hour. Built-in two-stage checking cylinders for both opening and closing limits. The operator will instantaneously recycle the door to the full open position from any point in closing cycle. The operator will be activated by two pneumatic push plate or pull cord assemblies. The entire system is driven by pneumatic cylinders and valves without the use of electrical or electronic components.

FACTORS TO CONSIDER BEFORE ORDERING:

OPENING: Determines size of operator required

HAND: Swinging Doors:
Specify Right Hand for clockwise, Left Hand for counterclockwise

Sliding Doors:
Specify Right Hand if door slides to the left to open, Left Hand if door slides to right

HEIGHT CLEARANCE: Distance required from top of door to ceiling or obstruction

SIDE CLEARANCE: Distance required between jamb and side wall for door bracket

REVEAL: Distance from back of operator case to inside surface of door in closed position.
Varies with door thickness and hanging.

AVAILABLE ACTIVATION OPTIONS:

Standard: Push palm button or pull cord to open, hold open with 0 - 30 second time delay, automatic close (single acting spring close or double acting power close depending on weight of door)

Optional: Push palm button or pull cord to open, stays open, push palm button or pull cord to close

Carey Automatic Door, LLC, its employees and associates are not architects, engineers or building code experts. Automatic doors if not installed or maintained properly can cause serious bodily injury. Always consult the proper experts before purchasing a system in a hazardous area.

Carey Automatic Door, LLC

MAGIC-DOOR PNEUMATIC OPERATOR DESCRIPTION

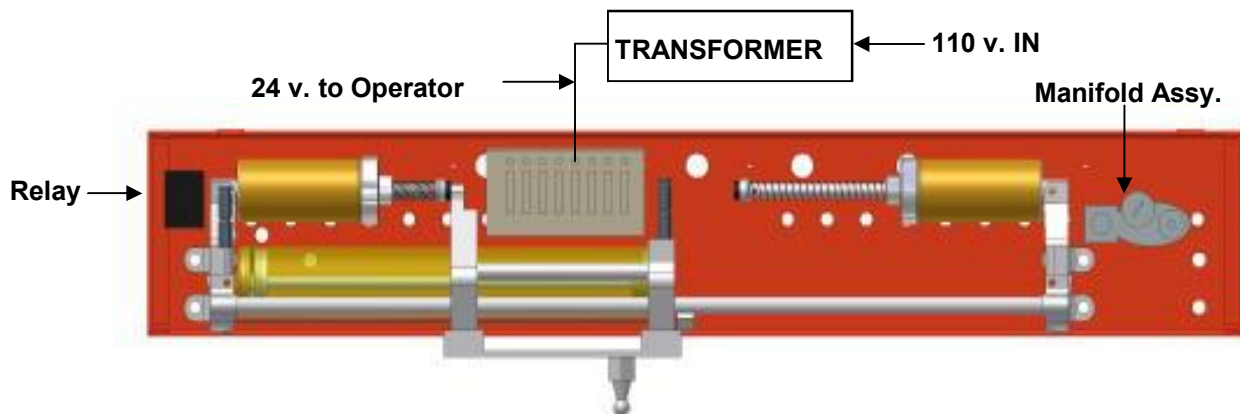
DESCRIPTION OF AN ELECTRO-PNEUMATIC DOOR OPERATOR:

1. An Operator powered from a central air supply or separate compressor.
 - a. This may be a single or double unit depending on the width and weight of door.
 - b. May be mounted to header above the door.
 - c. May be concealed either above or below the door with special pivots.
2. Connecting Links from Operator to door which permit door movement when Operator is actuated.
 - a. Swinging and Bi-Folding doors.
 1. Door bracket on door.
 2. Door rod which couples door bracket to Operator slide.
 - b. Sliding doors.
 1. Lever and connecting links coupling door to Operator and slide.
3. Opening and Closing Valves (electrically energized) mounted in Operator to control opening speed.
 - a. Closing may be by:
 1. Springs mounted in Operator.
 2. Pneumatically or electrically energized closing valve mounted in Operator.
4. Controls to actuate Operator.
 - a. Infrared safety systems.
 - b. Motion sensors.
 - c. Carpets/mats for pedestrian traffic (or equivalent).
 - d. Photoelectric for fully automatic operation (or equivalent).
 - e. Manual switches or valves (pull cords, push buttons, etc.) for semi-automatic operations.

HOW AN ELECTRO-PNEUMATIC OPERATOR WORKS:

The Operator is an air powered cylinder which is plunger actuated when air is introduced into the power cylinder through controlling valves.

When a signal is sent to the Operator, the air valve is actuated and compressed air is admitted into the power cylinder. The compressed air drives the power cylinder piston which moves the slide assembly. A door rod and bracket attached to the slide assembly opens the door. As the door comes to a completely open position, a trip rod on the slide assembly actuates the holding Micro-Switch. When the door has reached the full open position and the signal is deactivated, the valve is de-energized - thus shutting off the air power to the cylinder. This action allows the air in the cylinder to exhaust through an adjustable port located on the air valve. The power springs or closing air then return the slide assembly to the closed position, closing the door. Checking cylinders are provided to smooth out the final opening and closing door motions.



Carey Automatic Door, LLC

PRODUCT OVERVIEW

INDUSTRIAL PNEUMATIC OPERATOR:

Heavy-duty pneumatic swing and slide door operators are ideal for door panels that require industrial strength performance. The MAGIC-DOOR Pneumatic Operator is available in three operational modes, OS Single Acting, OD Double Acting and ALL AIR. The operator stroke will vary in length from 14" to 36" depending on factors of width and weight of the door to be opened. Select the operator that best fits your application requirements.

AIRLOCK & INTERLOCK SYSTEM FOR EXPLOSION PROOF APPLICATIONS:

100% ALL AIR (Explosion Proof) Automatic Door Operators. The airlock and interlock system consists of two pairs of swinging ("IN" or "OUT") or sliding doors with a specific requirement to ensure that one pair of doors is disabled while the other set of doors is in motion. In addition, pneumatic exit devices can be incorporated into the swinging door system for automatic unlatching and safe exiting. The entire system is driven by pneumatic cylinders and valves without the use of electrical or electronic components. Components are manufactured from non-sparking materials. Easy installation with state of the art valves with condensed valve configuration. Time delay option (1 to 60 seconds) available on opening and closing cycle.

OS SINGLE ACTING PNEUMATIC OPERATOR:

Air Power Opening and Spring Closing - pneumatically powered from a central air supply or separate compressor. Opening action shall be controlled by built-in pressure regulator which is adjustable for pressure and volume for required speed and power at the door location. The closing speed is controlled by power springs and valve exhaust adjustment. Built-in two stage checking cylinders for both opening and closing limits. The operator will contain a plug-in electrical control relay with adjustable time delay. The operator will instantaneously recycle the door to full open position from any point in the closing cycle.

OD DOUBLE ACTING PNEUMATIC OPERATOR:

Air Power Opening and Air Power Closing - pneumatically powered from a central air supply or separate compressor. Opening and closing action will be individually controlled by separate built-in pressure regulators which are adjustable for pressure and volume for required speed and power at the door location. The operator will be capable of operating doors against wind velocities (and equivalent stack pressures) up to 40 miles per hour. Built-in two-stage checking cylinder for both opening and closing limits. The operator will contain a plug-in electrical control relay with adjustable time delay. The operator will instantaneously recycle the door to full open position from any point in the closing cycle.

OSX ALL AIR OPERATOR (EXPLOSION PROOF) APPLICATIONS:

Air Opening and Air Closing (no electricity involved) - pneumatically controlled from central air supply or separate compressor. Opening and closing action will be individually controlled by separate built-in pressure regulators and opening and closing valves, which are all adjustable for pressure and volume for required speed and power. All regulators and valves can be self-contained within a control box at the door location. The operator will be capable of operating doors against wind velocities (and equivalent stack pressures) up to 40 miles per hour. Built-in two-stage checking cylinders for both opening and closing limits. The operator will instantaneously recycle the door to the full open position from any point in closing cycle. The operator will be activated by two class 10 MA-10 pull cord valve assemblies or palm buttons.

NOTE: The OSX ALL AIR Operator can not be used in the O-20 and O-21 slide packages. The OSX operator will be factory modified to function as a single acting air operator for labeled sliding fire door packages.

Carey Automatic Door, LLC

SYSTEM APPLICATIONS

SINGLE SWINGING DOORS:

0-1S Pneumatic Operator Packages. For use with single swinging doors in industrial applications. One operator designed to swing a single hinge hung door either IN or OUT. Maximum door opening width is 72".

DOUBLE SWINGING DOORS:

0-2S Pneumatic Operator Packages. For use with pairs of swinging doors that require complete speed control for varying conditions in industrial applications. One operator designed to swing a pair of hinge hung doors, one IN and one OUT (double egress). Balances door loads due to stack pressure or wind, assures smooth operation. Maximum door opening width is 120".

0-11S Pneumatic Operator Packages. For use with pairs of swinging doors in industrial applications. One operator designed to operate a pair of doors swinging IN or OUT. Maximum door opening width is 72".

0-4S Pneumatic Operator Packages. For use with pairs of swinging doors that require complete speed control for varying conditions in industrial applications. Two operators coupled to operate a pair of doors swinging IN or OUT. Maximum door opening width is 144".

Swinging Fire Door Packages. An automatic fire door package is available and will interface with the single acting 14" stroke operator.

SINGLE SLIDING DOORS:

0-7 Pneumatic Operator Packages. For use with single sliding doors in industrial applications. Available for labeled fire door applications. For doors that slide either Left or Right of the opening. Maximum door opening width is 96".

07-D Pneumatic Operator Packages. For use with heavy single sliding doors in industrial applications. Available for labeled fire door applications. For doors that slide either Left or Right of the opening. Maximum door opening width is 144".

0-20 Pneumatic Operator Packages. For use with single sliding doors in commercial applications. Not available for labeled fire door applications. For doors that slide either Left or Right of the opening. For cosmetic reasons, the drive arm linkage is replaced by a cable drive mechanism. Maximum door opening width is 71".

BI-PART SLIDING DOORS:

0-9 Pneumatic Operator Packages. For use with pairs of sliding doors in industrial applications. Available for labeled fire door applications. Maximum door opening width is 192".

09-D Pneumatic Operator Packages. For use with pairs of heavy sliding doors in industrial applications. Not available for labeled fire door applications. Maximum door opening width is 288".

0-21 Pneumatic Operator Packages. For use with pairs of sliding doors in industrial and commercial applications. Not available for fire door applications. For cosmetic reasons, the drive arm linkage is replaced by a cable driven mechanism. Maximum door opening width is 144".

<p style="text-align: center;">Carey Automatic Door, LLC INDEX: MAGIC-DOOR PNEUMATIC OPERATOR PACKAGES</p>
--

CP-1	Index
CP-2	Airlock & Interlock Door Systems for ALL AIR (Explosion Proof) Applications
CP-3	Single Swinging Doors (ALL AIR available)
CP-4	Pair of Swinging Doors, One Operator (ALL AIR available)
CP-5	Pair of Swinging Doors, Two Operators (ALL AIR available)
CP-6	Swinging Doors with Concealed Operator (ALL AIR available): Magic STAR: Concealed Overhead & Magic MOLE: Concealed Under Floor
CP-7	Single Sliding Doors (ALL AIR available)
CP-8	Bi-Parting Sliding Doors, One Operator
CP-9	Bi-Parting Sliding Doors, Pair of Operators (ALL AIR available)
CP-10	Single Sliding Fire Doors
CP-11	Bi-Parting Sliding Fire Doors
CP-12	Swinging Fire Doors

Carey Automatic Door, LLC

AIRLOCK & INTERLOCK DOOR SYSTEMS

100% Pneumatic (ALL AIR), Explosion Proof Airlock & Interlock Door Systems

The airlock & interlock system consists of two pairs of swinging ("IN" or "OUT") or sliding doors with a specific requirement to ensure that one pair of doors is disabled while the other set of doors is in motion. In addition, pneumatic exit devices can be incorporated into the swinging door system for automatic unlatching and safe exiting. The entire system is driven by pneumatic cylinders and valves without the use of electrical or electronic components. All moving components are manufactured from non-sparking materials. State of the art valves with condensed valve configuration. Time delay option (1 to 60 seconds) available on opening and closing cycle. Reopening feature during closing cycle.

See Page C-3 for additional ALL AIR and Explosion Proof information.

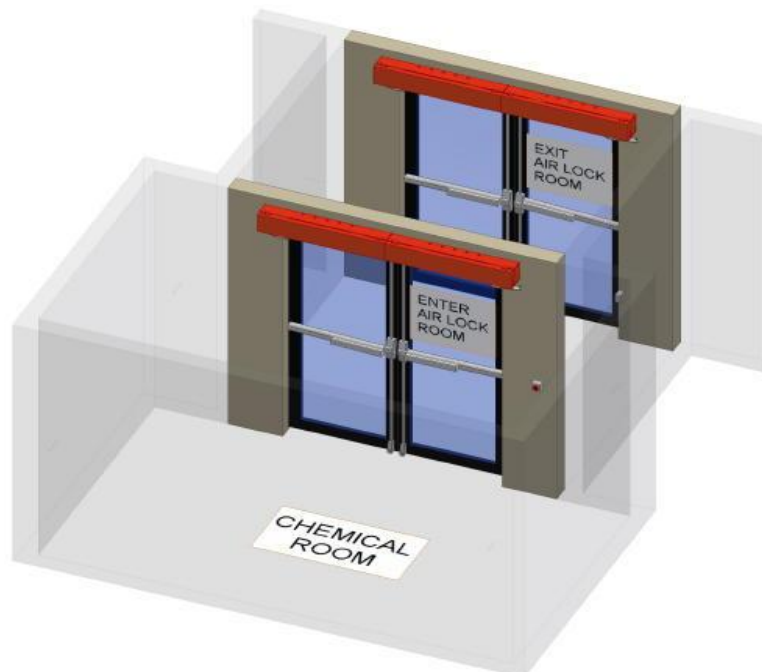
Description of a Swinging and Sliding Airlock & Interlock Door System

The OPERATOR is an air powered cylinder which is activated by pneumatic push plates or pull cords which in turn introduces air into the power cylinder through a series of valves.

When one of the (4) four push plates and/or pull cords is activated, the following occurs:

1. A signal is sent through a series of valves and sets the priority for either Doors "A" or "B" to be activated.
2. At that point, a signal is sent to the pneumatic cylinder of the vertical exit device corresponding to priority according to Step No. 1.
3. With this signal, the pneumatic exit device is retracted allowing the doors to be opened freely.
4. A built-in time delay temporary delays the signal to the operator to ensure exit device is retracted.
5. Upon the completion of the opening cycle of the power cylinder, a pneumatic trip rod switch is actuated which allows air to be exhausted and the springs to close the door.
6. At the end of the cycle of the power cylinder, the pneumatic exit device is retracted to the closed position.
7. At any point in closing cycle, system can be reactivated to re-open door.
8. In the event of an emergency, the pneumatic exit devices can be used under manual conditions allowing safe exit.

Note: A detailed schematic is available upon request.

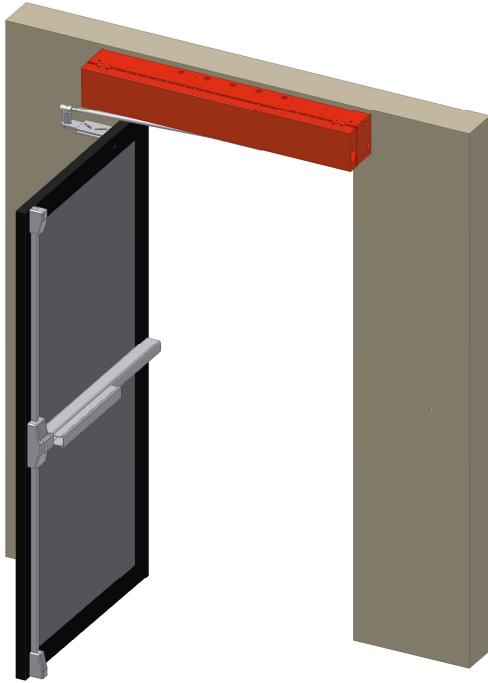


Carey Automatic Door, LLC

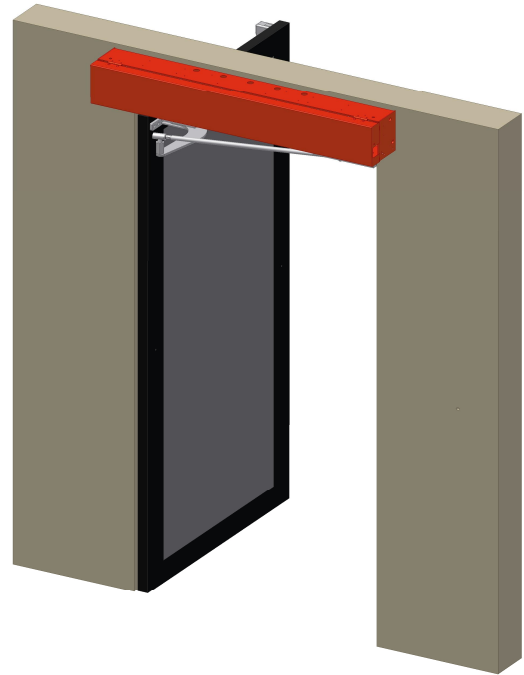
1 - PNEUMATIC OPERATOR FOR SINGLE SWINGING DOOR

“IN” for Doors Swinging under Operator

“OUT” for Doors Swinging away from Operator



Packages 1, 2 & 3



Packages 4, 5 & 6

FACTORS TO CONSIDER BEFORE ORDERING:

- HAND:** Specify Right Hand for clockwise swinging doors, Left Hand for counterclockwise swinging doors.
- REVEAL:** Distance from back of operator case to inside surface of door in closed position. Varies with door thickness and hanging. See detail sheet MDS-255 on Page CP-19 for additional information.
- SIDE CLEARANCE:** Distance required between jamb and side wall for door bracket.
- OPENING:** Determines size of operator required.
- SAFETY SWITCH:** Safety Switch 4080987 required when safety device is used.

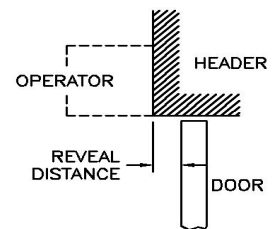
All operators shipped as single acting. Closing Valve Kit (307381, ALL AIR 940100) is available as extra for double acting. Recommended where windy conditions exist.

Emergency Release available for “IN” applications. Refer to Package No. 2.

When operator is to be concealed either above the ceiling or below the floor, consult Pages CP-6 & CP-6A for details.

CONSIDER WHETHER YOU NEED ANY OR ALL OF THE FOLLOWING:

Closing Valve Kit 307381, 940100 for Double Acting Operation; Safety Switch 408987; Controls; and Door Pivots or Hinges.



Carey Automatic Door, LLC

1 - PNEUMATIC OPERATOR FOR SINGLE SWINGING DOOR

FOR SINGLE "IN" SWINGING DOOR For ALL AIR, See Page CP-3B

PKG NO.	PART NO.*	DESCRIPTION	SIZE OF OPENING	MAX. REVEAL SEE MDS-255	SIDE CLEARANCE
1	307695	14" 01 IN	30" to 48"	4"	8 1/8"
2	307696	14" 01 IN w/Emergency Release	30" to 48"	4"	8 1/8"
3	307697	24" 01 IN	49" to 72"	9 1/2"	15 1/4"

PACKAGE NO. 1	PACKAGE NO. 2	PACKAGE NO. 3	ITEM DESCRIPTION
1 - 103155 (6)	1 - 103155 (6)	--	OPERATOR-OS-14" R.H. (L.H)
--	--	1 - 103159 (60)	OPERATOR-OS-24" R.H. (L.H)
1 - 403257	1- 403257	1 - 403257	SLIDE BAR - Universal
1- 502494	--	--	DOOR BRACKET - SDB-114 "IN"
--	1- 311806	--	DOOR BRACKET O17V-14" Emer Rel.
--	--	1 - 304034	DOOR BRACKET - MHO-24 "IN"
1- 409318	1- 409318	1 - 409318	DOOR ROD
1- 515430	1- 515430	1 - 515430	PLUG IN RELAY

FOR SINGLE "OUT" SWINGING DOOR For ALL AIR, See Page CP-3B

PKG NO.	PART NO.*	DESCRIPTION	SIZE OF OPENING	MAX. REVEAL SEE MDS-255	SIDE CLEARANCE
4	307698	14" 01 OUT	30" to 48"	4"	8 1/8"
5	307699	14" 01 OUT Wide Throw	30" to 48"	4"	8 1/8"
6	307700	24" 01 OUT	49" to 72"	8 1/2"	11 1/8"

PACKAGE NO. 4	PACKAGE NO. 5	PACKAGE NO. 6	ITEM DESCRIPTION
1 - 103155 (6)	1 - 103155 (6)	--	OPERATOR-OS-14" R.H. (L.H)
--	--	1 - 103159 (60)	OPERATOR-OS-24" R.H. (L.H)
1 - 403257	1- 403257	1 - 403257	SLIDE BAR - Universal
1- 502495	--	--	DOOR BRACKET - SDB-114 "OUT"
--	1- 502891	--	DOOR BRKT-14" "OUT" Wide Throw
--	--	1 - 304040	DOOR BRACKET - MHO-24 "OUT"
1- 409318	1- 409318	1 - 409318	DOOR ROD
1- 515430	1- 515430	1 - 515430	PLUG IN RELAY

*NOTE: For LH Packages, change 2nd digit of part number to = 8.

Carey Automatic Door, LLC

1 - PNEUMATIC OPERATOR FOR SINGLE SWINGING DOOR

ALL AIR FOR SINGLE "IN" SWINGING DOOR

PKG NO.	PART NO.*	DESCRIPTION	SIZE OF OPENING	MAX. REVEAL SEE MDS-255	SIDE CLEARANCE
1AA	347695	14" 01 IN All Air	30" to 48"	4"	8 1/8"
2AA	347696	14" 01 IN w/Emer. Release All Air	30" to 48"	4"	8 1/8"
3AA	347697	24" 01 IN All Air	49" to 72"	9 1/2"	15 1/4"

PACKAGE NO. 1AA	PACKAGE NO. 2AA	PACKAGE NO. 3AA	ITEM DESCRIPTION
1 - 103305 (6)	1 - 103305 (6)	--	OSX-14" R.H. (LH) All Air Operator
--	--	1 - 103307 (8)	OSX-24" R.H. (LH) All Air Operator
1 - 920100	1 - 920100	1 - 920100	ALL AIR VALVE PACKAGE
1 - 403257	1 - 403257	1 - 403257	SLIDE BAR - Universal
1 - 502494	--	--	DOOR BRACKET - SDB-114 "IN"
--	--	1 - 304038	DOOR BRACKET - MHO-24 "IN"
--	1 - 311806	--	EMERGENCY REL. BRACKET
1 - 409318	1 - 409318	1 - 409318	DOOR ROD
2 - 402839 OR	2 - 402839 OR	2 - 402839 OR	PULL CORD MA-10 OR
2 - 409693	2 - 409693	2 - 409693	PALM BUTTON

ALL AIR FOR SINGLE "OUT" SWINGING DOOR

PKG NO.	PART NO.*	DESCRIPTION	SIZE OF OPENING	MAX. REVEAL SEE MDS-255	SIDE CLEARANCE
4AA	347698	14" 01 OUT All Air	30" to 48"	4"	8 1/8"
5AA	347699	14" 01 OUT w/Emer. Release All Air	30" to 48"	4"	8 1/8"
6AA	347700	24" 01 OUT All Air	49" to 72"	8 1/2"	11 1/8"

PACKAGE NO. 4AA	PACKAGE NO. 5AA	PACKAGE NO. 6AA	ITEM DESCRIPTION
1 - 103305 (6)	1 - 103305 (6)	--	OSX-14" R.H. (LH) All Air Operator
--	--	1 - 103307 (8)	OSX-24" R.H. (LH) All Air Operator
1 - 920100	1 - 920100	1 - 920100	ALL AIR VALVE PACKAGE
1 - 403257	1 - 403257	1 - 403257	SLIDE BAR - Universal
1 - 502495	--	--	DOOR BRACKET - SDB-114 "OUT"
--	1 - 502891	--	DOOR BRKT-14" OUT Wide Throw
--	--	1 - 304040	DOOR BRACKET-MHO-24 "OUT"
1 - 409318	1 - 409318	1 - 409318	DOOR ROD
2 - 402839 OR	2 - 402839 OR	2 - 402839 OR	PULL CORD MA-10 OR
2 - 409693	2 - 409693	2 - 409693	PALM BUTTON

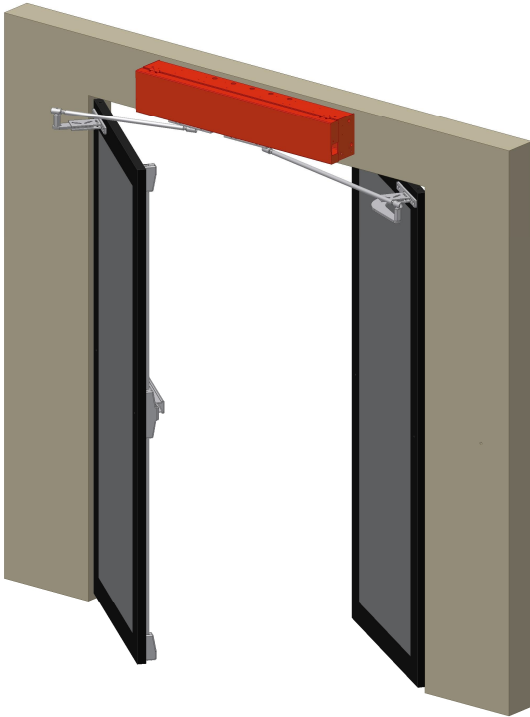
*NOTE: For LH Packages, change 2nd digit of part number to = 5.

See Page C-3 for additional ALL AIR and Explosion Proof information.

Carey Automatic Door, LLC

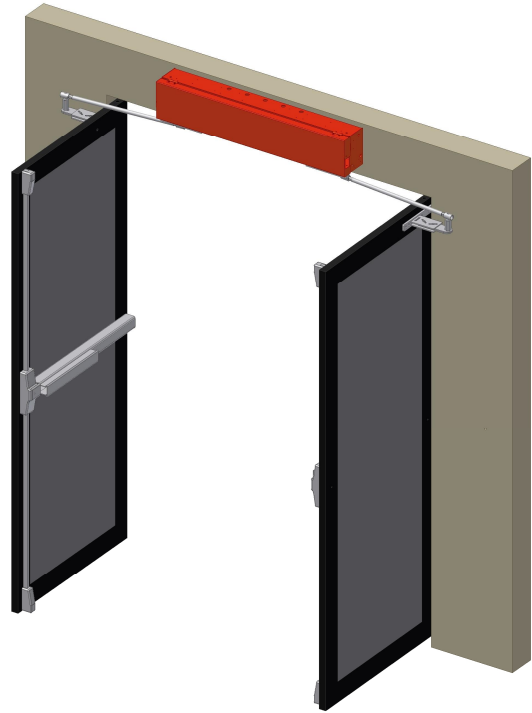
1 - PNEUMATIC OPERATOR FOR PAIR OF SWINGING DOORS

**One "IN" & One "OUT"
(Stack Pressure Control)**



Packages 7, 8, 9

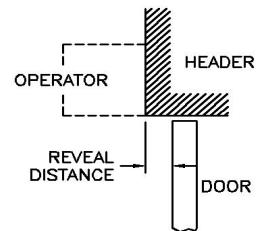
Both Swinging "IN" OR "OUT"



Packages 17, 18, 19

FACTORS TO CONSIDER BEFORE ORDERING:

- HAND:** Packages 7, 8, 9 only - when viewed from operator side if Right Hand door swings OUT and Left Hand door swings IN, order Right Hand operator. If door swings are reversed, order Left Hand operator.
- REVEAL:** Distance from back of operator case to inside surface of door in closed position. Varies with door thickness and hanging. See detail sheet MDS-255 on Page CP-19 for additional information.
- SIDE CLEARANCE:** Distance required between jamb and side wall for door bracket.
- OPENING:** Determines size of operator required.
- SAFETY SWITCH:** Safety Switch 408987 required when safety device is used.



All operators shipped as single acting. Closing Valve Kit (307381, ALL AIR 940100) is available as extra for double acting. Recommended where windy conditions exist.

Emergency Release available for "IN" applications. Refer to Packages 8 or 18.

When operator is to be concealed either above the ceiling or below the floor, consult Pages CP-6 & CP-6A for details.

CONSIDER WHETHER YOU NEED ANY OR ALL OF THE FOLLOWING:

Closing Valve Kit 307381, 940100 for Double Acting Operation; Safety Switch 408987; Controls; and Door Pivots or Hinges.

Carey Automatic Door, LLC

1 - PNEUMATIC OPERATOR FOR PAIR OF SWINGING DOORS

FOR PAIR OF SWINGING DOORS: ONE "IN" & ONE "OUT"
For ALL AIR, See Page CP-4B

PKG NO.	PART NO.	DESCRIPTION	SIZE OF OPENING	MAX. REVEAL SEE MDS-255	SIDE CLEARANCE IN OUT
7	307701	14" 02	48" to 72"	4"	8 1/8" 8 1/8"
8	307702	14" 02 IN with Emer. Release	48" to 72"	4"	8 1/8" 8 1/8"
9	307703	24" 02	73" to 120"	8 1/2"	15 1/4" 11 1/8"

NOTE: For LH Package, change 2nd digit of part number to = 8.

PACKAGE NO. 7	PACKAGE NO. 8	PACKAGE NO. 9	ITEM DESCRIPTION
1 - 103155 (6)	1 - 103155 (6)	--	OPERATOR - OS 14" R.H. (LH)
--	--	1 - 103159 (60)	OPERATOR - OS 24" R.H. (LH)
1 - 403257	1 - 403257	1 - 403257	SLIDE BAR - Universal
1 - 502494	--	--	DOOR BRACKET - SDB-114 "IN"
1 - 502891	1 - 502891	--	DOOR BRKT 14" "OUT" Wide Throw
--	1 - 311806	--	DOOR BRKT 017V-14" Emer. Rel.
--	--	1 - 304038	DOOR BRACKET - MHO-24 "IN"
--	--	1 - 304040	DOOR BRACKET - MHO-24 "OUT"
2 - 409318	2 - 409318	1 - 409318	DOOR ROD
--	--	1 - 409319	DOOR ROD
1 - 306706	1 - 306706	1 - 306706	BALL STUD - LONG 290-48
1 - 306708	1 - 306708	--	BALL STUD - SHORT 290-50
1 - 515430	1 - 515430	1 - 515430	PLUG IN RELAY

FOR PAIR OF SWINGING DOORS: "IN" OR "OUT"
For ALL AIR, See Page CP-4B

PKG NO.	PART NO.	DESCRIPTION	SIZE OF OPENING	MAX. REVEAL SEE MDS-255	SIDE CLEARANCE IN OUT
17	307711	14" 011 IN	48" to 72"	4"	8 1/8" 8 1/8"
18	307712	14" 011 IN w/Emergency Release	48" to 72"	4"	8 1/8" 8 1/8"
19	307713	14" 011 OUT	48" to 72"	4"	15 1/4" 11 1/8"

PACKAGE NO. 17	PACKAGE NO. 18	PACKAGE NO. 19	ITEM DESCRIPTION
1 - 103303	1 - 103303	1 - 103303	OPERATOR - 011S - 14"
2 - 502494	--	--	DOOR BRACKET SDB-114 "IN"
--	2 - 311806	--	DOOR BRKT 017V'14" Emer. Rel.
--	--	2 - 502495	DOOR BRACKET SDB-114 "OUT"
2 - 409318	2 - 409318	2 - 409318	DOOR ROD
1 - 307690	1 - 307690	1 - 307690	BALL STUD PACKAGE
1 - 515430	1 - 515430	1 - 515430	PLUG-IN RELAY

Carey Automatic Door, LLC

1 - PNEUMATIC OPERATOR FOR PAIR OF SWINGING DOORS

ALL AIR FOR PAIR OF SWINGING DOORS: ONE "IN" AND ONE "OUT"

PKG NO.	PART NO.	DESCRIPTION	SIZE OF OPENING	MAX. REVEAL SEE MDS-255	SIDE CLEARANCE IN OUT
7AA	347701	14" 02 All Air (1 In - 1 Out)	48" to 72"	4"	8 1/8" 8 1/8"
8AA	347702	14" 02 All Air (1 In w/Emer. - 1 Out)	48" to 72"	4"	8 1/8" 8 1/8"
9AA	347703	24" 02 All Air (1 In - 1 Out)	73" to 120"	8 1/2"	15 1/4" 11 1/8"

NOTE: For LH Package, change 2nd digit of part number to = 5.

PACKAGE NO. 7AA	PACKAGE NO. 8AA	PACKAGE NO. 9AA	ITEM DESCRIPTION
1 - 103305 (6)	1 - 103305 (6)	--	OSX-14" R.H. (LH) All Air Operator
--	--	1 - 103307 (8)	OSX-24" R.H. (LH) All Air Operator
1 - 920100	1 - 920100	1 - 920100	ALL AIR VALVE PACKAGE
1 - 403257	1 - 403257	1 - 403257	SLIDE BAR - Universal
1- 502494	--	--	DOOR BRACKET - SDB-114 "IN"
1- 502891	1- 502891	--	DOOR BRKT 14" "OUT" Wide Throw
--	1 - 311806*	--	DOOR BRKT 017V 14" Emer. Rel.*
--	--	1 - 304038	DOOR BRACKET MHO-24 "IN"
--	--	1 - 304040	DOOR BRACKET MHO-24 "OUT"
2 - 409318	2 - 409318	1 - 409318	DOOR ROD
--	--	1 - 409319	DOOR ROD
1 - 306706	1 - 306706	1 - 306706	BALL STUD LONG
1 - 306708	1 - 306708	--	BALL STUD SHORT
2 - 402839	2 - 402839	2 - 402839	PULL CORD MA-10 OR
2 - 409693	2 - 409693	2 - 409693	PALM BUTTON

ALL AIR FOR PAIR OF SWINGING DOORS: "IN" OR "OUT"

PKG NO.	PART NO.	DESCRIPTION	SIZE OF OPENING	MAX. REVEAL SEE MDS-255	SIDE CLEARANCE IN OUT
17AA	347711	14" 011 IN	48" to 72"	4"	8 1/8" 8 1/8"
18AA	347712	14" 011 IN w/Emergency Release	48" to 72"	4"	8 1/8" 8 1/8"
19AA	347713	14" 011 OUT	48" to 72"	4"	15 1/4" 11 1/8"

PACKAGE NO. 17AA	PACKAGE NO. 18AA	PACKAGE NO. 19AA	ITEM DESCRIPTION
1 - 103303	1 - 103303	1 - 103303	OSX-14" R.H. (L.H.) All Air Operator
1 - 920100	1 - 920100	1 - 920100	ALL AIR VALVE PACKAGE
2 - 502494	--	--	DOOR BRACKET SDB-114 "IN"
--	2 - 311806*	--	DOOR BRKT 017V'14" Emer. Rel.*
--	--	2 - 502495	DOOR BRACKET SDB-114 "OUT"
2 - 409318	2 - 409318	2 - 409318	DOOR ROD
1 - 307690	1 - 307690	1 - 307690	BALL STUD PACKAGE
2 - 402839	2 - 402839	2 - 402839	PULL CORD MA-10 OR
2 - 409693	2 - 409693	2 - 409693	PALM BUTTON

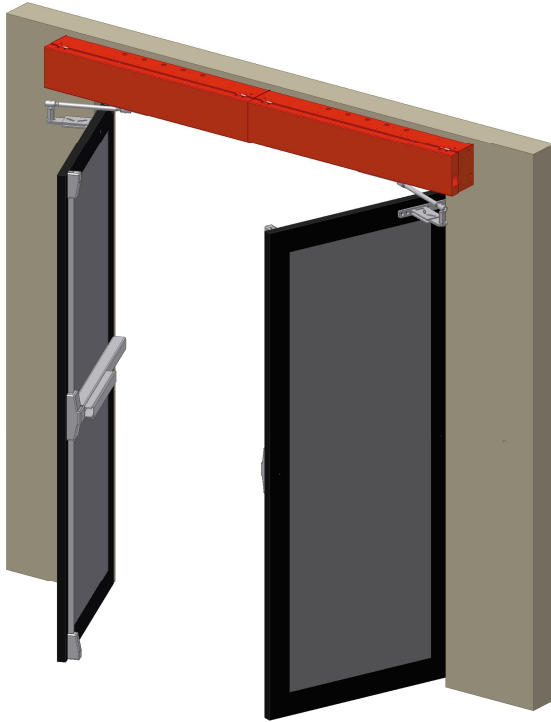
*Emergency Release (311806) cannot be used for Explosion Proof applications as electrical input is required.

See Page C-3 for additional ALL AIR and Explosion Proof information.

Carey Automatic Door, LLC

2 - PNEUMATIC OPERATORS FOR PAIR OF SWINGING DOORS

For Pair of "IN" Swinging Doors



Packages 10, 11 & 12

For Pair of "OUT" Swinging Doors



Packages 13, 14, 15 & 16

FACTORS TO CONSIDER BEFORE ORDERING:

- REVEAL:** Distance from back of operator case to inside surface of door in closed position. Varies with door thickness and hanging. See detail sheet MDS-255 on Page CP-19 for additional information.
- SIDE CLEARANCE:** Distance required between jamb and side wall for door bracket.
- OPENING:** Determines size of operator required.
- SAFETY SWITCH:** Safety Switch 408987 required when safety device is used.

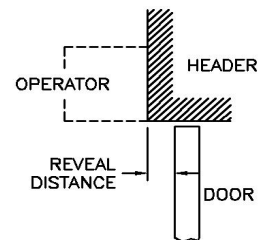
All operators shipped as single acting. Closing Valve Kit (307479, ALL AIR 940100) is available as extra for double acting. Packages 10, 11 & 12 only. Recommended where windy conditions exist.

Emergency Release available for "IN" applications. Refer to Package 11.

When operator is to be concealed either above the ceiling or below the floor, consult Pages CP-6 & CP-6A for details.

CONSIDER WHETHER YOU NEED ANY OR ALL OF THE FOLLOWING:

Closing Valve Kit 307479, 940100 for Double Acting Operation; Safety Switch 408987; Controls; and Door Pivots or Hinges.



Carey Automatic Door, LLC

2 - PNEUMATIC OPERATORS FOR PAIR OF SWINGING DOORS

FOR PAIR OF "IN" SWINGING DOORS For ALL AIR, See Page CP-5B

PKG NO.	PART NO.	DESCRIPTION	SIZE OF OPENING	MAX. REVEAL SEE MDS-255	SIDE CLEARANCE
10	307704	14" 04 IN	54" to 96"	4"	8 1/8"
11	307705	14" 04 IN w/Emergency Release	54" to 96"	4"	8 1/8"
12	307706	24" 04 IN	85" to 144"	8 1/2"	15 1/4"

PACKAGE NO. 10	PACKAGE NO. 11	PACKAGE NO. 12	ITEM DESCRIPTION
1 - 103156	1 - 103156	--	OPERATOR OS 14" LH
1 - 103164	1 - 103164	--	OPERATOR OSS 14" RH SLAVE
--	--	1 - 103160	OPERATOR OS 24" LH
--	--	1 - 103168	OPERATOR OSS 24" RH SLAVE
2 - 403257	2 - 403257	2 - 403257	SLIDE BAR - Universal
2 - 502494	--	--	DOOR BRACKET - SDB-114 "IN
--	2 - 311806	--	DOOR BRKT 017V 14" Emer. Release
--	--	2 - 304038	DOOR BRACKET MHO-24 "IN"
2 - 409318	2 - 409318	2 - 409318	DOOR ROD
1 - 307549	1 - 307549	1 - 307550	SYNCHRONIZING FLOW CONTROL
1 - 515430	1 - 515430	1 - 515430	PLUG-IN RELAY

FOR PAIR OF "OUT" SWINGING DOORS For ALL AIR, See Page CP-5B

PKG NO.	PART NO.	DESCRIPTION	SIZE OF OPENING	MAX. REVEAL SEE MDS-255	SIDE CLEARANCE
13	307707	14" 04 OUT S.A.	54" to 96"	4"	8 1/8"
14	307708	14" 04 OUT D.A.	54" to 96"	4"	8 1/8"
15	307709	24" 04 OUT S.A.	97" to 144"	8 1/2"	11 1/8"
16	307710	24" 04 OUT D.A.	97" TO 144"	8 1/2"	11 1/8"

PKG NO. 13	PKG NO. 14	PKG NO. 15	PKG NO. 16	ITEM DESCRIPTION
1 - 307983	--	--	--	Operator 14" Special Single Acting Master
1 - 307984	--	--	--	Operator 14" Special Single Acting Slave
--	1 - 307987	--	--	Operator 14" Special Double Acting Master
--	1 - 307988	--	--	Operator 14" Special Double Acting Slave
--	--	1 - 307985	--	Operator 24" Special Single Acting Master
--	--	1 - 307986	--	Operator 24" Special Single Acting Slave
--	--	--	1 - 307989	Operator 24" Special Double Acting Master
--	--	--	1 - 307990	Operator 24" Special Double Acting Slave
2 - 403257	2 - 403257	2 - 403257	2 - 403257	SLIDE BAR - Universal
1 - 307549	1 - 307549	1 - 307550	1 - 307550	SYNCHRONIZING FLOW CONTROL
2 - 409318	2 - 409318	2 - 409318	2 - 409318	DOOR ROD
2 - 502891	2 - 502891	--	--	DOOR BRACKET 14" "OUT" Wide Throw*
--	--	2 - 304040	2 - 304040	DOOR BRACKET 24" "OUT"
1 - 515430	1 - 515430	1 - 515430	1 - 515430	PLUG-IN RELAY

*Note: If other than swing clear hinges are used, specify 502495 "OUT" Brackets on order.

Carey Automatic Door, LLC

2 - PNEUMATIC OPERATORS FOR PAIR OF SWINGING DOORS

ALL AIR FOR PAIR OF "IN" SWINGING DOORS

PKG NO.	PART NO.	DESCRIPTION	SIZE OF OPENING	MAX. REVEAL SEE MDS-255	SIDE CLEARANCE
10AA	347704	14" 04 IN ALL AIR	54" to 96"	4"	8 1/8"
11AA	347705	14" 04 IN w/Emer. Release ALL AIR	54" to 96"	4"	8 1/8"
12AA	347706	24" 04 IN ALL AIR	85" to 144"	8 1/2"	15 1/4"

PACKAGE NO. 10AA	PACKAGE NO. 11AA	PACKAGE NO. 12AA	ITEM DESCRIPTION
1 - 103305	1 - 103305	--	OSX - 14" R.H. ALL AIR OPERATOR
1 - 103306	1 - 103306	--	OSX - 14" L.H. ALL AIR OPERATOR
--	--	1 - 103307	OSX - 24" R.H. ALL AIR OPERATOR
--	--	1 - 103308	OSX - 24" L.H. ALL AIR OPERATOR
1 - 920100	1 - 920100	1 - 920100	ALL AIR VALVE PACKAGE
2 - 403257	2 - 403257	2 - 403257	SLIDE BAR - UNIVERSAL
2 - 502494	--	--	DOOR BRACKET - SDB-114 "IN"
--	2 - 311806	--	DOOR BRKT 017V 14" Emer. Release*
--	--	2 - 304038	DOOR BRACKET MHO-24 "IN"
2 - 409318	2 - 409318	2 - 409318	DOOR ROD
1 - 970105	1 - 970105	1 - 970105	SYNCHRONIZING FLOW CONTROL
2 - 402839	2 - 402839	2 - 402839	PULL CORD MA-10 OR
2 - 409693	2 - 409693	2 - 409693	PALM BUTTON

*Emergency Release (311806) cannot be used for Explosion Proof applications as electrical input is required.

ALL AIR FOR PAIR OF "OUT" SWINGING DOORS

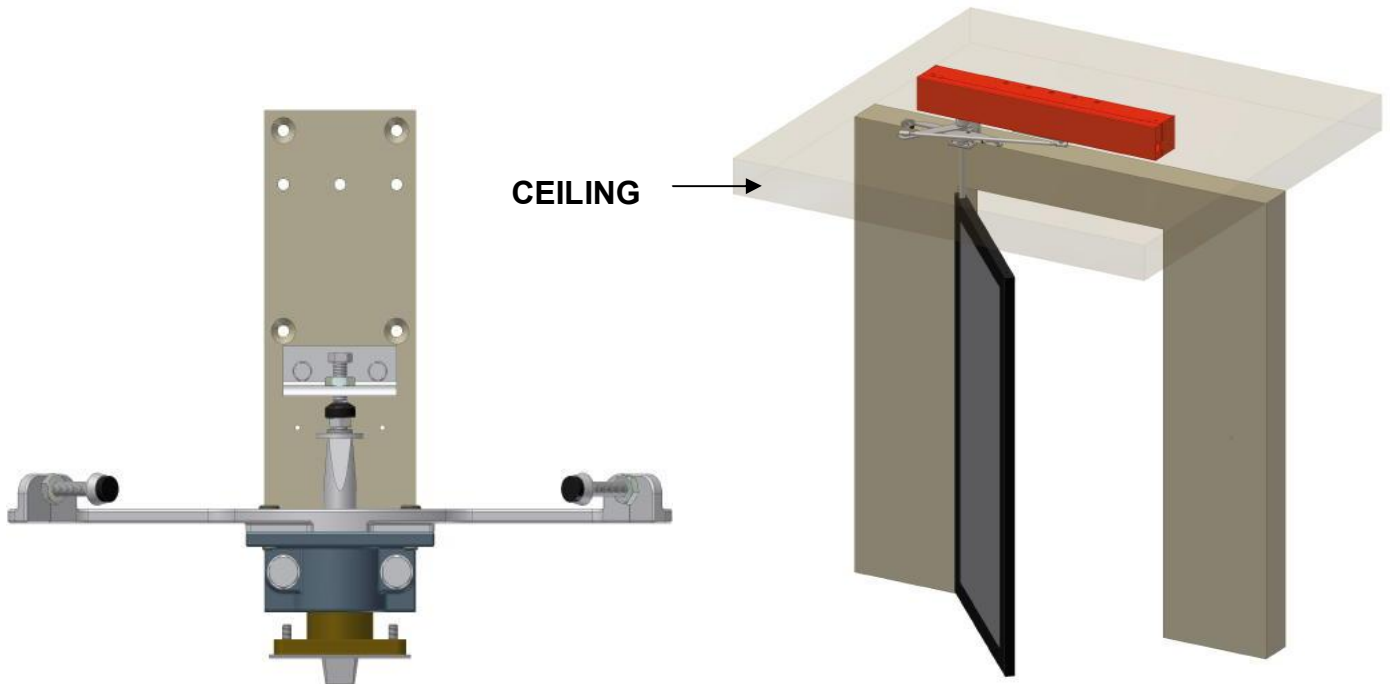
PKG NO.	PART NO.	DESCRIPTION	SIZE OF OPENING	MAX. REVEAL SEE MDS-255	SIDE CLEARANCE
13AA	347707	14" 04 OUT ALL AIR	54" to 96"	4"	8 1/8"
15AA	347709	24" 04 OUT ALL AIR	97" to 144"	8 1/2"	11 1/8"

PKG NO. 13AA	PKG NO. 15AA	ITEM DESCRIPTION
1 - 103305	--	OSX - 14" R.H. ALL AIR OPERATOR
1 - 103306	--	OSX - 14" L.H. ALL AIR OPERATOR
--	1 - 103307	OSX - 24" R.H. ALL AIR OPERATOR
--	1 - 103308	OSX - 24" L.H. ALL AIR OPERATOR
1 - 920100	1 - 920100	ALL AIR VALVE PACKAGE
2 - 403257	2 - 403257	SLIDE BAR - UNIVERSAL
2 - 502495	--	DOOR BRACKET - SDB - 114 "OUT"
--	2 - 304039	DOOR BRACKET MHO - 24" "OUT"
2 - 409318	2 - 409318	DOOR ROD
1 - 970105	1 - 970105	SYNCHRONIZING FLOW CONTROL
2 - 402839	2 - 402839	PULL CORD MA-10 OR
2 - 409693	2 - 409693	PALM BUTTON

See Page C-3 for additional ALL AIR and Explosion Proof information.

Carey Automatic Door, LLC
1 - PNEUMATIC OPERATOR FOR SWINGING DOOR - CONCEALED

MAGIC STAR



Packages 20, 21, 22, 23

SHAFT LENGTH	CLEARANCE DOOR TOP TO OPERATOR TOP
6-5/32"	15"
7-3/8"	16-1/4"
10-3/8"	19-1/4"
16-3/8"	25-1/4"
22-3/8"	31-1/4"
38-3/8"	37-1/4"
34-3/8"	43-1/4"
39-3/8"	48-1/4"

FACTORS TO CONSIDER BEFORE ORDERING:

- HAND:** Specify Right Hand for clockwise swinging doors,
Left Hand for counterclockwise swinging doors.
- OPENING:** Determines size of operator required.
- SAFETY SWITCH:** Safety Switch 408987 required when safety device is used.

All operators shipped as single acting. Closing Valve Kit (307381, ALL AIR 940100) is available as extra for double acting. Recommended where windy conditions exist.

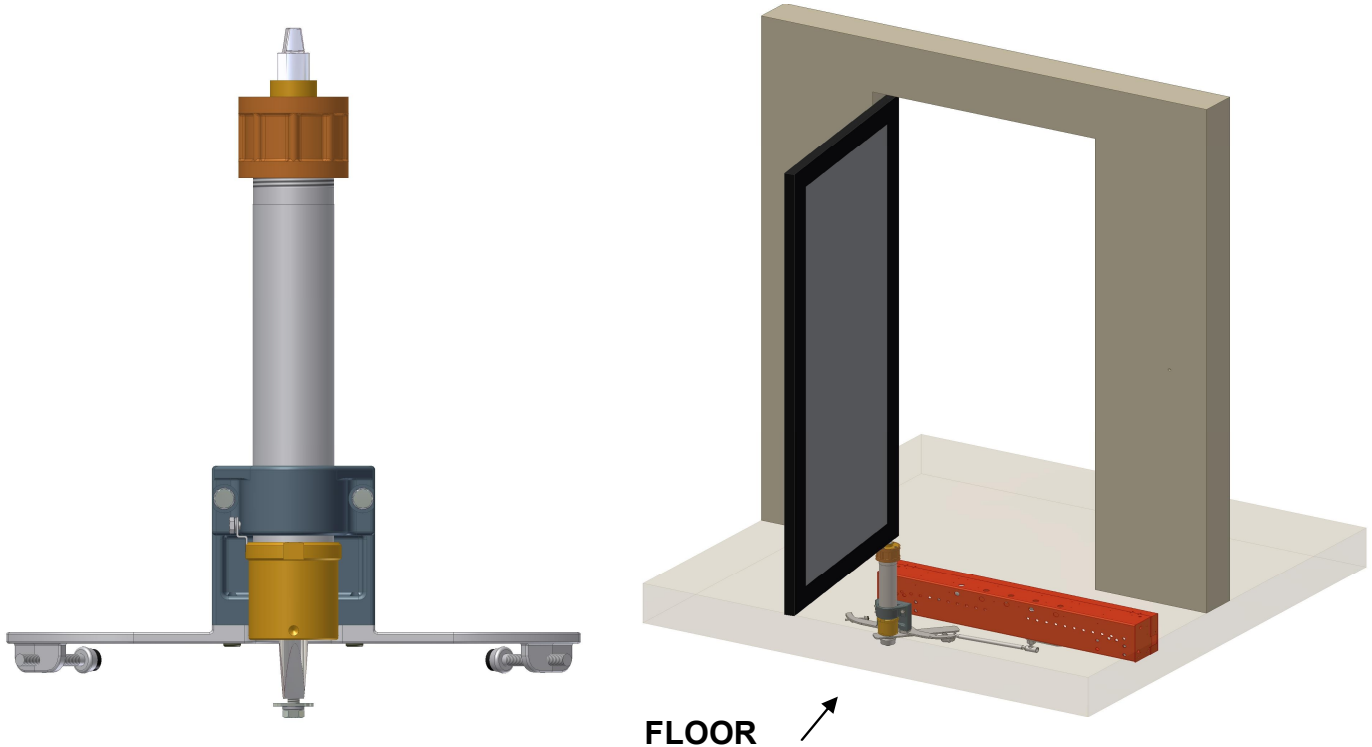
Emergency Release available for "IN" applications. Refer to Packages 21, 23, 25 & 27.

CONSIDER WHETHER YOU NEED ANY OR ALL OF THE FOLLOWING:

Closing Valve Kit 307381, 940100 for Double Acting Operation; Safety Switch 408987; Controls; and Door Pivots or Hinges.

Carey Automatic Door, LLC
1 - PNEUMATIC OPERATOR FOR SWINGING DOOR - CONCEALED

MAGIC MOLE



Packages 24, 25, 26, 27

SHAFT LENGTH	FLOOR THICKNESS
20-9/16"	Up to 7-1/2" Inclusive
26-9/16"	Over 7-1/2" to 13-1/2" Inclusive
32-9/16"	Over 13-1/2" to 19-1/2" Inclusive
38-9/16"	Over 19-1/2" to 25-1/2" Inclusive
44-9/16"	Over 25-1/2" to 31-1/2" Inclusive

FACTORS TO CONSIDER BEFORE ORDERING:

HAND: Specify Right Hand for clockwise swinging doors,
Left Hand for counterclockwise swinging doors.

OPENING: Determines size of operator required.

SAFETY SWITCH: Safety Switch 408987 required when safety device is used.

All operators shipped as single acting. Closing Valve Kit (307381, ALL AIR 940100) is available as extra for double acting. Recommended where windy conditions exist.

Emergency Release available for "IN" applications. Refer to Packages 21, 23, 25 & 27.

CONSIDER WHETHER YOU NEED ANY OR ALL OF THE FOLLOWING:

Closing Valve Kit 307381, 940100 for Double Acting Operation; Safety Switch 408987; Controls; and Door Pivots or Hinges.

Carey Automatic Door, LLC

1 - PNEUMATIC OPERATOR FOR SWINGING DOOR - CONCEALED

OPERATOR CONCEALED OVERHEAD

For ALL AIR Pkgs. 20 & 21, See Page CP-6C

Star Pivot Length, See Page CP-6

PKG NO.	PART NO.	DESCRIPTION	SIZE OF OPENING
20	307714	14" 01 STAR	30" to 48"
21	307715	14" 01 STAR w/Emergency Release	30" to 48"
22*	307716	14" 011 STAR Pair of Doors	48" to 72"
23*	307717	14" 011 STAR Pair of Doors w/Emergency Release	48" to 72"

Note: For Pkg. 20 & 21 only - LH Package change 2nd digit to = 8

*Packages 22 & 23 Handle a Pair of Doors

PKG NO. 20	PKG NO. 21	PKG NO. 22	PKG NO. 23	ITEM DESCRIPTION
1 - 103155 (6)	1 - 103155 (6)	--	--	OPERATOR OS 14" RH (LH)
--	--	1 - 103303	1 - 103303	OPERATOR O11S 14"
1 - 402121	--	2 - 402121	--	LEVER
--	1 - 406234	--	2 - 406234	LEVER - Emergency Release 017S - 14"
1 - 402371	1 - 402371	2 - 402371	2 - 402371	DOOR ARM - STAR
1 - 409318	1 - 409318	2 - 409318	2 - 409318	DOOR ROD
1 - 403257	1 - 403257	--	--	SLIDE BAR - Universal
--	--	1 - 307690	1 - 307690	BALL STUD PACKAGE
1 - 405113	1 - 405113	1 - 405113	2 - 405113	PIVOT - BOTTOM
--	1 - 402923	--	2 - 402923	EMERGENCY CUTOFF SWITCH
1 - SPECIFY	1 - SPECIFY	1 - SPECIFY	1 - SPECIFY	PIVOT - 102126 specify length below
1 - 515430	1 - 515430	1 - 515430	1 - 515430	PLUG-IN RELAY

OPERATOR CONCEALED UNDER FLOOR

For ALL AIR Pkgs. 24 & 25, See Page CP-6C

Mole Pivot Length, See Page CP-6A

PKG NO.	PART NO.	DESCRIPTION	SIZE OF OPENING
24	307718	14" 01 MOLE	30" to 48"
25	307719	14" 01 MOLE w/Emergency Release	30" to 48"
26*	307720	14" 011 MOLE Pair of Doors	48" to 72"
27*	307721	14" 011 MOLE Pair of Doors w/Emergency Release	48" to 72"

Note: For Pkg. 24 & 25 only - LH Package change 2nd digit to = 8

*Packages 26 & 27 Handle a Pair of Doors

PKG NO. 24	PKG NO. 25	PKG NO. 26	PKG NO. 27	ITEM DESCRIPTION
1 - 103155 (6)	1 - 103155 (6)	--	--	OPERATOR OS 14" RH (LH)
--	--	1 - 103303	1 - 103303	OPERATOR O11S 14"
1 - 402121	--	2 - 402121	--	LEVER - 014 ML
--	1 - 406234	--	2 - 406234	LEVER - Emergency Release 017M - 14"
1 - 502651	1 - 502651	2 - 502651	2 - 502651	DOOR ARM
1 - 310079	1 - 310079	2 - 310079	2 - 310079	PIVOT - TOP
1 - 409318	1 - 409318	2 - 409318	2 - 409318	DOOR ROD
1 - 403257	1 - 403257	--	--	SLIDE BAR - Universal
--	--	1 - 307690	2 - 307690	BALL STUD PACKAGE
--	1 - 402923	--	2 - 402923	EMERGENCY CUTOFF SWITCH
1 - SPECIFY	1 - SPECIFY	2 - SPECIFY	2 - SPECIFY	PIVOT - 103030 specify length below
1 - 515430	1 - 515430	1 - 515430	1 - 515430	PLUG-IN RELAY

Carey Automatic Door, LLC

1 - PNEUMATIC OPERATOR FOR SWINGING DOOR - CONCEALED

ALL AIR OPERATOR CONCEALED OVERHEAD STAR Pivot Length, See Page CP-6

PKG NO.	PART NO.*	DESCRIPTION	SIZE OF OPENING
20AA	347714	14" 01 STAR All Air	30" to 48"
21AA	347715	14" 01 STAR w/Emergency Release All Air	30" to 48"

PACKAGE NO. 20AA	PACKAGE NO. 21AA	ITEM DESCRIPTION
1 - 103305 (6)	1 - 103305 (6)	OSX - 14" RH (LH) ALL AIR OPERATOR
1 - 920100	1 - 920100	ALL AIR VALVE PACKAGE
1 - 402121	--	LEVER - O14SL
--	1 - 406234*	LEVER - Emergency Release 017S-14**
1 - 402371	1 - 402371	DOOR ARM - STAR
1 - 409318	1 - 409318	DOOR ROD
1 - 403257	1 - 403257	SLIDE BAR - Universal
1 - 405113	1 - 405113	FERGUSON BOTTOM PIVOT
--	1 - 402923*	EMERGENCY CUTOFF SWITCH**
1 - 102126	1 - 102126	STAR PIVOT - Specify proper length from table
2 - 402839	2 - 402839	PULL CORD MA-10 OR
2 - 409693	2 - 409693	PALM BUTTON

ALL AIR OPERATOR CONCEALED UNDER FLOOR MOLE Pivot Length, See Page CP-6A

PKG NO.	PART NO.*	DESCRIPTION	SIZE OF OPENING
24AA	347718	14" 01 MOLE All Air	30" to 48"
25AA	347719	14" 01 MOLE w/Emergency Release All Air	30" to 48"

PACKAGE NO. 24AA	PACKAGE NO. 25AA	ITEM DESCRIPTION
1 - 103305 (6)	1 - 103305 (6)	OSX - 14" RH (LH) ALL AIR OPERATOR
1 - 920100	1 - 920100	ALL AIR VALVE PACKAGE
1 - 402121	--	LEVER - O14ML
--	1 - 406234*	LEVER - Emergency Release 017M-14**
1 - 502651	1 - 502651	DOOR ARM
1 - 310079	1 - 310079	TOP PIVOT
1 - 409318	1 - 409318	DOOR ROD
1 - 403257	1 - 403257	SLIDE BAR - Universal
--	1 - 402923*	EMERGENCY CUTOFF SWITCH**
1 - 103030	1 - 103030	MOLE PIVOT - Specify proper length from table
2 - 402839	2 - 402839	PULL CORD MA-10 OR
2 - 409693	2 - 409693	PALM BUTTON

*NOTE: For LH Packages, change 2nd digit of part number to = 5.

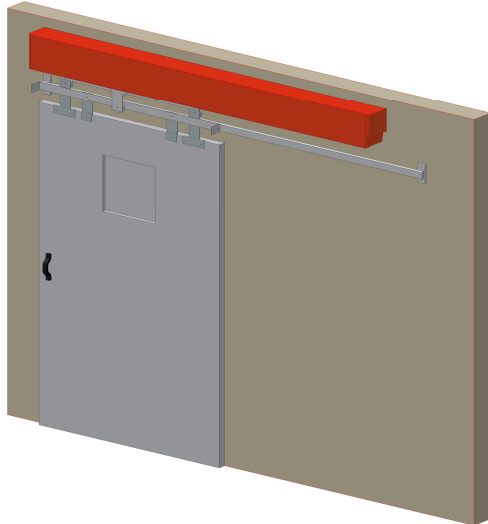
**Emergency Release Lever (406234) and Emergency Cutoff Switch (402923) cannot be used for Explosion Proof applications as electrical input is required.

See Page C-3 for additional ALL AIR and Explosion Proof information.

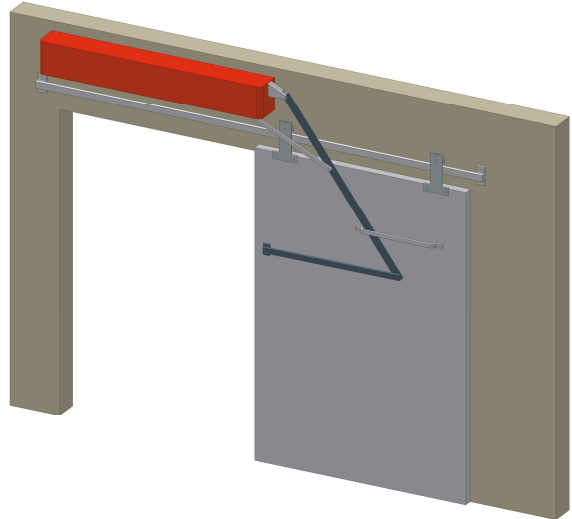
Carey Automatic Door, LLC

PNEUMATIC OPERATOR FOR SINGLE SLIDING DOOR

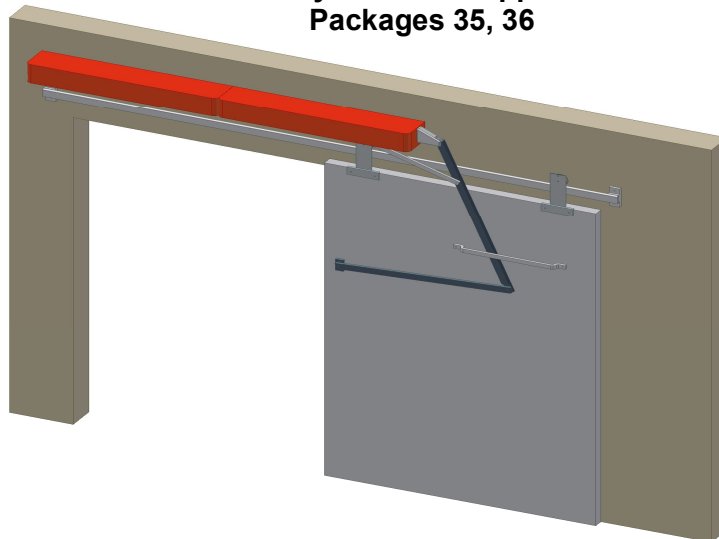
**For Commercial Applications
Cable Drive System
Packages 30, 31, 32**



**For Industrial Applications
Packages 33, 34**



**For Heavy Industrial Applications
Packages 35, 36**



FACTORS TO CONSIDER BEFORE ORDERING:

- HAND:** Specify Right Hand if door opens toward the left when facing operator.
Specify Left Hand if door opens toward the right when facing operator.
- OPENING:** Determines size of operator required.
- SAFETY SWITCH:** Safety Switch 408987 required when safety device is used.

All operators shipped as single acting. Closing Valve Kit (307381, ALL AIR 940100) is available as extra for double acting.

FIRE DOOR APPLICATIONS: Refer to Page CP-10.

CONSIDER WHETHER YOU NEED ANY OR ALL OF THE FOLLOWING:

Closing Valve Kit 307381, 940100 for Double Acting Operation; Safety Switch 408987; Controls; Track and Hangers refer to Pages CPD-16 & CPD-17.

Carey Automatic Door, LLC

PNEUMATIC OPERATOR FOR SINGLE SLIDING DOOR

FOR COMMERCIAL OR CONCEALED APPLICATIONS
Not Available in ALL AIR

PKG NO.	PART NO.*	DESCRIPTION	SIZE OF OPENING
30	307724	18" 020 Spring Closing*	27" to 34"
31	307725	24" 020 Spring Closing*	35" to 47"
32	307726	36" 020 Power Closing*	48" to 71"

PKG NO. 30	PKG NO. 31	PKG NO. 32	ITEM DESCRIPTION
1 - 103159 (60)	1 - 103159 (60)	--	OPERATOR OS 24" RH (LH)
--	--	1 - 103161 (2)	OPERATOR OD 36" RH (LH)
1 - 307481	1 - 307481	1 - 307481	ACCESSORY PACKAGE - 020 COMMON
1 - 307854	1 - 307856	1 - 307857	ACCESSORY PACKAGE - 020 SIZED
1 - 515430	1 - 515430	1 - 515430	PLUG-IN RELAY

*AVAILABLE FOR BI-PARTING DOORS.

FOR INDUSTRIAL APPLICATIONS
For ALL AIR, See Page CP-7B

PKG NO.	PART NO.*	DESCRIPTION	SIZE OF OPENING
33	307727	14" - 07	Up to 60"
34	307728	24" - 07	61" to 96"

PKG NO. 33	PKG NO. 34	ITEM DESCRIPTION
1 - 103155 (6)	--	OPERATOR OS 14" RH (LH)
--	1 - 103159 (60)	OPERATOR OS 24" RH (LH)
1 - 307664	1 - 307665	ACCESSORY PACKAGE - 07
1 - 402497	1 - 402498	OPERATING LEVER
1 - 409318	1 - 409319	DOOR ROD
1 - 515430	1 - 515430	PLUG-IN RELAY

FOR HEAVY INDUSTRIAL APPLICATIONS
For ALL AIR, See Page CP-7B

PKG NO.	PART NO.*	DESCRIPTION	SIZE OF OPENING
35	307729	14" - 07D	60" to 100"
36	307730	24" - 07D	101" to 144"

PKG NO. 35	PKG NO. 36	ITEM DESCRIPTION
1 - 103155 (6)	--	OPERATOR OS 14" RH (LH)
1 - 103164 (5)	--	OPERATOR OSS 14" RH (LH) SLAVE
--	1 - 103159 (60)	OPERATOR OS 24" RH (LH)
--	1 - 103168 (9)	OPERATOR OSS 24" RH (LH) SLAVE
1 - 307639	1 - 307640	ACCESSORY PACKAGE - 07D
1 - 402498	1 - 306584	OPERATING LEVER
1 - 409318	--	DOOR ROD
1 - 409319	2 - 409319	DOOR ROD
1 - 515430	1 - 515430	PLUG-IN RELAY

*Note: For LH Packages, change 2nd digit of part number to = 8

Carey Automatic Door, LLC

PNEUMATIC OPERATOR FOR SINGLE SLIDING DOOR

ALL AIR INDUSTRIAL & HEAVY DUTY APPLICATIONS

PKG NO.	PART NO.*	DESCRIPTION	SIZE OF OPENING
33AA	347727	14" 07 - ALL AIR	Up to 60"
34AA	347728	24" 07 - ALL AIR	61" to 96"
35AA	347729	14" 07D - ALL AIR	60" to 100"
36AA	347730	24" 07D - ALL AIR	101" to 144"

PKG NO. 33AA	PKG NO. 34AA	PKG NO. 35AA	PKG NO. 36 AA	ITEM DESCRIPTION
1 - 103305 (6)	--	2 - 103305 (6)	--	OSX - 14" R.H. (LH) All Air Operator
--	1 - 103307 (8)	--	2 - 103307 (8)	OSX - 24" RH (L.H) All Air Operator
1 - 920100	1 - 920100	1 - 920100	1 - 920100	ALL AIR VALVE PACKAGE
1 - 307664	1 - 307665	--	--	ACCESSORY PACKAGE - 07
--	--	1 - 307639	1 - 307640	ACCESSORY PACKAGE - 07D
1 - 402497	1 - 402498	1 - 402498	1 - 306584	OPERATING LEVER
1 - 409318	--	1 - 409318	--	DOOR ROD
--	1 - 409319	1 - 409319	2 - 409319	DOOR ROD
2 - 402839	2 - 402839	2 - 402839	2 - 402839	PULL CORD - MA-10 OR
2 - 409693	2 - 409693	2 - 409693	2 - 409693	PALM BUTTON

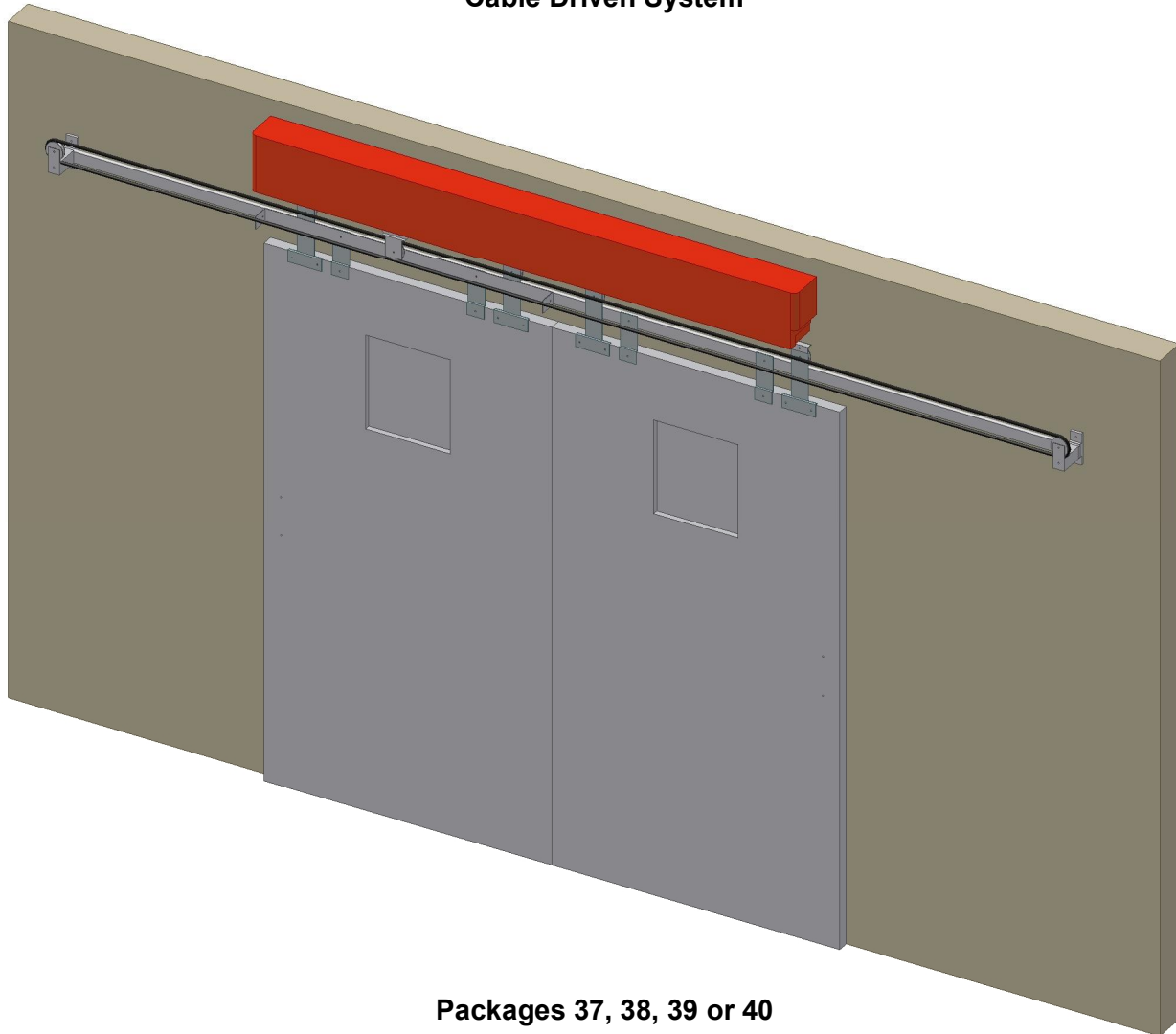
*NOTE: For LH Packages, change 2nd digit of part number to = 5.

See Page C-3 for additional ALL AIR and Explosion Proof information.

Carey Automatic Door, LLC

1 - PNEUMATIC OPERATOR FOR BI-PART SLIDING DOORS

FOR COMMERCIAL OR CONCEALED APPLICATIONS
Cable Driven System



Packages 37, 38, 39 or 40

FACTORS TO CONSIDER BEFORE ORDERING:

OPENING: Determines size of operator required.

SAFETY SWITCH: Safety Switch 408987 required when safety device is used.

All operators shipped as single acting. Closing Valve Kit (307381) is available as extra for double acting. Recommended where windy conditions exists.

CONSIDER WHETHER YOU NEED ANY OR ALL OF THE FOLLOWING:

Closing Valve Kit 307381 for Double Acting Operation; Safety Switch 408987; Controls; Track and Hangers refer to Pages CPD-16 & CPD-17.

Carey Automatic Door, LLC

1 - PNEUMATIC OPERATOR FOR BI-PART SLIDING DOORS

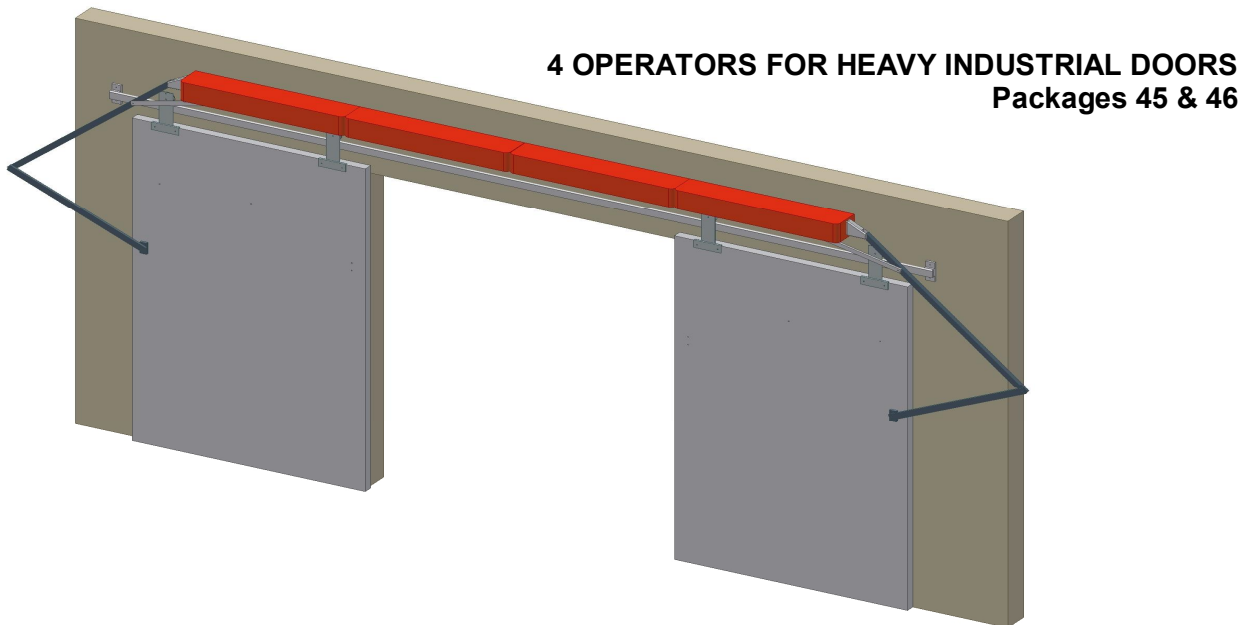
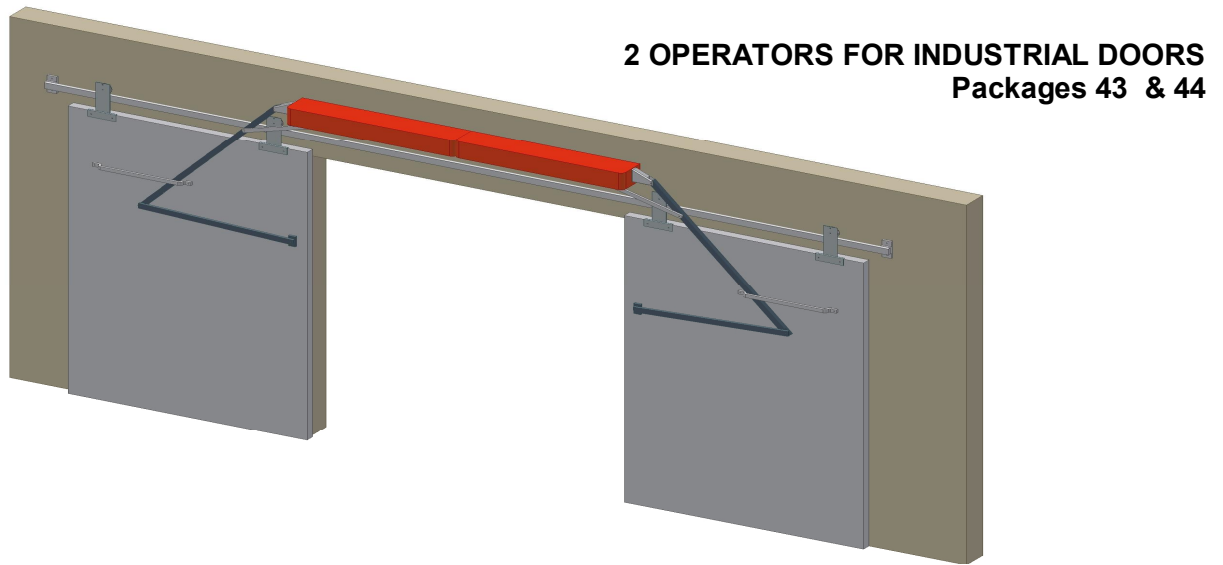
FOR COMMERCIAL OR CONCEALED APPLICATIONS
Not Available in ALL AIR

PKG NO.	PART NO.	DESCRIPTION	SIZE OF OPENING
37	307731	14" 021 - Spring Closing	48" to 55"
38	307732	18" 021 - Spring Closing	56" to 71"
39	307733	24" 021 - Spring Closing	72" to 97"
40	307734	36" 021 - Power Closing	98" to 144"

PKG NO. 37	PKG NO. 38	PKG NO. 39	PKG NO. 40	ITEM DESCRIPTION
1 - 103155	--	--	--	OPERATOR OS 14" RH
--	1 - 103159	1 - 103159	--	OPERATOR OS 24" RH
--	--	-	1 - 103161	OPERATOR OD 36" RH
1 - 307482	1 - 307482	1 - 307482	1 - 307482	ACC. PACKAGE - 021 COMMON
1 - 307855	1 - 307858	1 - 307859	1 - 307860	ACC. PACKAGE - 021 SIZED
1 - 515430	1 - 515430	1 - 515430	1 - 515430	PLUG-IN RELAY

Carey Automatic Door, LLC

PNEUMATIC OPERATOR FOR BI-PART SLIDING DOORS



FACTORS TO CONSIDER BEFORE ORDERING:

OPENING: Determines size of operator required.
SAFETY SWITCH: Required when safety device is used.

All operators shipped as single acting. 307479 Closing Valve Kit is available as extra for double acting. Packages 43 & 44. Two Closing Valve Kits (307381, ALL AIR 940100) should be specified for Packages 45 & 46.

FIRE DOOR APPLICATIONS: Refer to Page CP-10.

CONSIDER WHETHER YOU NEED ANY OR ALL OF THE FOLLOWING:

Closing Valve Kit 307479, 307381 or 940100 for Double Acting Operation; Safety Switch 408987; Controls; Track and Hangers refer to Pages CPD-16 & CPD-17.

Carey Automatic Door, LLC

PNEUMATIC OPERATOR FOR BI-PART SLIDING DOORS

2 OPERATORS FOR BI-PART INDUSTRIAL DOORS

For ALL AIR, See Page CP-9B

PKG NO.	PART NO.	DESCRIPTION	SIZE OF OPENING
43	307737	14" - 09	Up to 120"
44	307738	24" - 09	121" to 192"

PACKAGE NO. 43	PACKAGE NO. 44	ITEM DESCRIPTION
1 - 103156	--	OPERATOR OS 14" LH
1 - 103164	--	OPERATOR OSS 14" RH SLAVE
--	1 - 103160	OPERATOR OS 24" LH
--	1 - 103168	OPERATOR OSS 24" RH SLAVE
2 - 307664	2 - 307665	ACCESSORY PACKAGE - 07
1 - 307549	1 - 307550	SYNCH. CABLE ASSEMBLY
2 - 409318	2 - 409318	DOOR ROD
1 - 515430	1 - 515430	PLUG-IN RELAY

4 OPERATORS FOR BI-PART HEAVY INDUSTRIAL DOORS

For ALL AIR, See Page CP-9B

PKG NO.	PART NO.	DESCRIPTION	SIZE OF OPENING
45*	307739	14" - 09D	132" to 192"
46*	307740	24" - 09D	193" to 288"

PACKAGE NO. 45	PACKAGE NO. 46	ITEM DESCRIPTION
2 - 103155 (6)	--	OPERATOR OS 14" RH (LH)
2 - 103164 (5)	--	OPERATOR OSS 14" RH (LH) SLAVE
--	2 - 103159 (60)	OPERATOR OS 24" RH (LH)
--	2 - 103168 (9)	OPERATOR OSS 24" RH (LH) SLAVE
2 - 307639	2 - 307640	ACCESSORY PACKAGE - 07D
4 - 409318	4 - 409318	DOOR ROD
2 - 515430	2 - 515430	PLUG-IN RELAY

*NOTE: These units are not mechanically synchronized. A Closing Valve Kit and safety switches are required for each pair of operators where double acting operators are used.

<p align="center">Carey Automatic Door, LLC PNEUMATIC OPERATOR FOR BI-PART SLIDING DOORS</p>

**ALL AIR (2) & (4) OPERATORS FOR
BI-PART (HEAVY) INDUSTRIAL DOOR**

PKG NO.	PART NO.	DESCRIPTION	SIZE OF OPENING
43AA	347737	14" 09 - ALL AIR	Up to 120"
44AA	347738	24" 09 - ALL AIR	121" to 192"
45AA	347739	14" 09D - ALL AIR	132" to 192"
46AA	347740	24" 09D - ALL AIR	193" to 288"

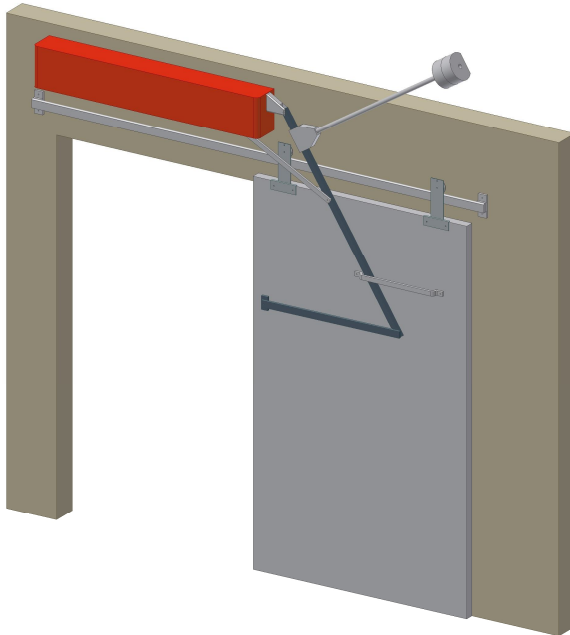
PKG NO 43AA	PKG NO 44AA	PKG NO 45AA	PKG NO 46AA	ITEM DESCRIPTION
1 - 103305	--	2 - 103305	--	OSX 14" RH ALL AIR OPERATOR
1 - 103306	--	2 - 103306	--	OSX 14" LH ALL AIR OPERATOR
--	1 - 103307	--	2 - 103307	OSX 24" RH ALL AIR OPERATOR
--	1 - 103308	--	2 - 103308	OSX 24" LH ALL AIR OPERATOR
1 - 920100	1 - 920100	2 - 920100	2 - 920100	ALL AIR VALVE PACKAGE
--	--	2 - 307639	- 307640	ACCESSORY PACKAGE - 07D
2 - 307664	2 - 307665	--	--	ACCESSORY PACKAGE - 07
1 - 970105	1 - 970105	1 - 970105	1 - 970105	SYNCHRONIZING FLOW CONTROL
2 - 409318	2 - 409319	4 - 409318	4 - 409319	DOOR ROD
2 - 402839	2 - 402839	2 - 402839	2 - 402839	PULL CORD MA-10 OR
2 - 409693	2 - 409693	2 - 409693	2 - 409693	PALM BUTTON

See Page C-3 for additional ALL AIR and Explosion Proof information.

Carey Automatic Door, LLC

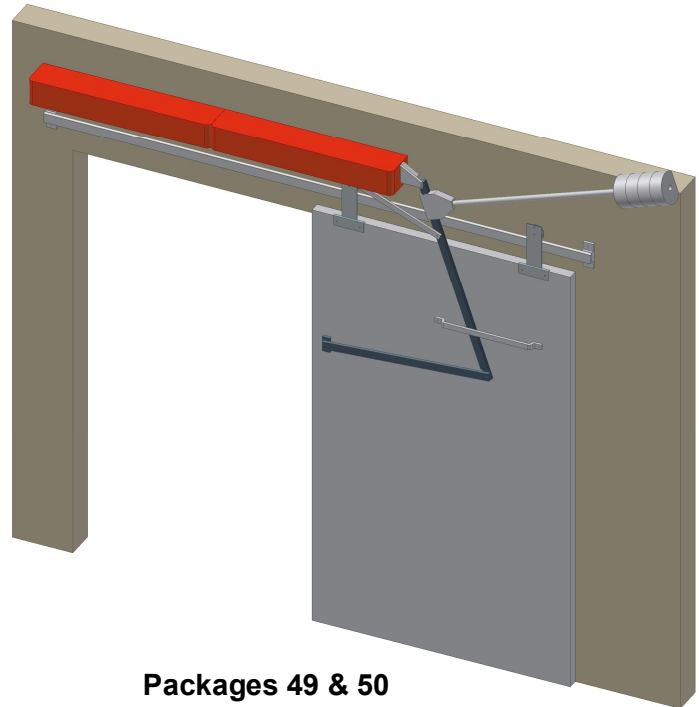
PNEUMATIC OPERATOR FOR SINGLE SLIDING FIRE DOOR

1 - Operator for Sliding Fire Door



Packages 47 & 48

2 - Operators for Sliding Fire Door



Packages 49 & 50

FACTORS TO CONSIDER BEFORE ORDERING:

- HAND:** Specify Right Hand if door opens toward the left when facing operator.
Specify Left Hand if door opens toward the right when facing operator.
- OPENING:** Determines size of operator required.
- SAFETY SWITCH:** Safety Switch 408987 required when safety device is used.
- COUNTERWEIGHTS:** Additional 707047 weights may be required depending on weight of doors and head room available.

COUNTERWEIGHT ARM MAY BE CUT TO A SHORTER LENGTH BY ADDING ANOTHER COUNTERWEIGHT OR WEIGHTS

DOOR WEIGHT	CUT-OFF DIMENSION	PKGS. 47 & 49 CLEARANCE FOR COUNTERWEIGHT ABOVE OPENING	PKGS. 48 & 50 CLEARANCE FOR COUNTERWEIGHT ABOVE OPENING	NUMBER OF COUNTERWEIGHTS REQUIRED
Up to 300 lbs.	14"	31" to 46"	38" to 46"	4 Weights
301 to 600 lbs.	12"	36" to 41"	43" to 48"	6 Weights
601 to 1000 lbs.	10"	40" to 43"	47" to 50"	8 Weights

NOTE: All operators must be single acting as shipped.

CONSIDER WHETHER YOU NEED ANY OR ALL OF THE FOLLOWING:

Counterweights 707047 Additional if required (see above chart); Safety Switch 408987; Controls; Track and Hangers refer to Pages CPD-16 & CPD-17.

Carey Automatic Door, LLC

PNEUMATIC OPERATOR FOR SINGLE SLIDING FIRE DOOR

1 - OPERATOR FOR SINGLE SLIDING FIRE DOOR For ALL AIR, See Page CP-10B

PKG NO.	PART NO.*	DESCRIPTION	SIZE OF OPENING
47	307741	14" - 07 FIRE	Up to 60"
48	307742	24" - 07 FIRE	61" to 96"

PACKAGE NO. 47	PACKAGE NO. 48	ITEM DESCRIPTION
1 - 103155 (6)	--	OPERATOR OS 14" RH (LH)
--	1 - 103159 (60)	OPERATOR OSS 24" RH (LH)
1 - 307664	1 - 307665	ACCESSORY PACKAGE - 07
1 - 402497	1 - 402498	OPERATING LEVER
1 - 409318	1 - 409319	DOOR ROD
1 - 306774	1 - 306774	COUNTERWEIGHT ASSEMBLY
1 - 707047	1 - 707047	WEIGHT ONLY
1 - 705967	1 - 705967	SWITCH THERMAL
1 - 515430	1 - 515430	PLUG-IN RELAY

2 - OPERATORS FOR SINGLE HEAVY SLIDING FIRE DOOR For ALL AIR, See Page CP-10B

PKG NO.	PART NO.*	DESCRIPTION	SIZE OF OPENING
49	307743	14" - 07D FIRE	60" to 100"
50	307744	24" - 07D FIRE	101" to 144"

PACKAGE NO. 49	PACKAGE NO. 50	ITEM DESCRIPTION
1 - 103155 (6)	--	OPERATOR OS 14" RH (LH)
1 - 103164 (5)	--	OPERATOR OSS 14" RH (LH) SLAVE
--	1 - 103159 (60)	OPERATOR OS 24" RH (LH)
--	1 - 103168 (69)	OPERATOR OSS 24" RH (LH) SLAVE
1 - 307639	1 - 307640	ACCESSORY PACKAGE - 07D
1 - 402498	1 - 402498	OPERATING LEVER
1 - 409318	--	DOOR ROD
1 - 409319	2 - 409319	DOOR ROD
1 - 306774	1 - 306774	COUNTERWEIGHT ASSEMBLY
2 - 707047	2 - 707047	WEIGHT ONLY
1 - 705967	1 - 705967	SWITCH THERMAL
1 - 515430	1 - 515430	PLUG-IN RELAY

*NOTE: For LH Packages, change 2nd digit of part number to = 8.

Carey Automatic Door, LLC

PNEUMATIC OPERATOR FOR SINGLE SLIDING FIRE DOOR

ALL AIR (1) OPERATOR FOR SINGLE SLIDING FIRE DOOR

PKG NO.	PART NO.*	DESCRIPTION	SIZE OF OPENING
47AA	347741	14" - 07 FIRE	Up to 60"
48AA	347742	24" - 07 FIRE	61" to 96"

PACKAGE NO. 47AA	PACKAGE NO. 48AA	ITEM DESCRIPTION
1 - 103305 (6)	--	OPERATOR OSX 14" RH (LH)
--	1 - 103307 (8)	OPERATOR OSX 24" RH (LH)
1 - 920100	1 - 920100	ALL AIR VALVE PACKAGE
1 - 307664	1 - 307665	ACCESSORY PACKAGE - 07
1 - 402497	1 - 402498	OPERATING LEVER
1 - 409318	1 - 409319	DOOR ROD
1 - 306774	1 - 306774	COUNTERWEIGHT ASSEMBLY
1 - 707047	1 - 707047	WEIGHT ONLY
1 - 306265	1 - 306265	FUSIBLE NOZZLE ASSEMBLY
1 - 402839	1 - 402839	PULL CORD MA-10 OR
1 - 409693	1 - 409693	PALM BUTTON

ALL AIR (2) OPERATORS FOR SINGLE HEAVY SLIDING FIRE DOOR

PKG NO.	PART NO.*	DESCRIPTION	SIZE OF OPENING
49AA	347743	14" - 07D FIRE	60" to 100"
50AA	347744	24" - 07D FIRE	101" to 144"

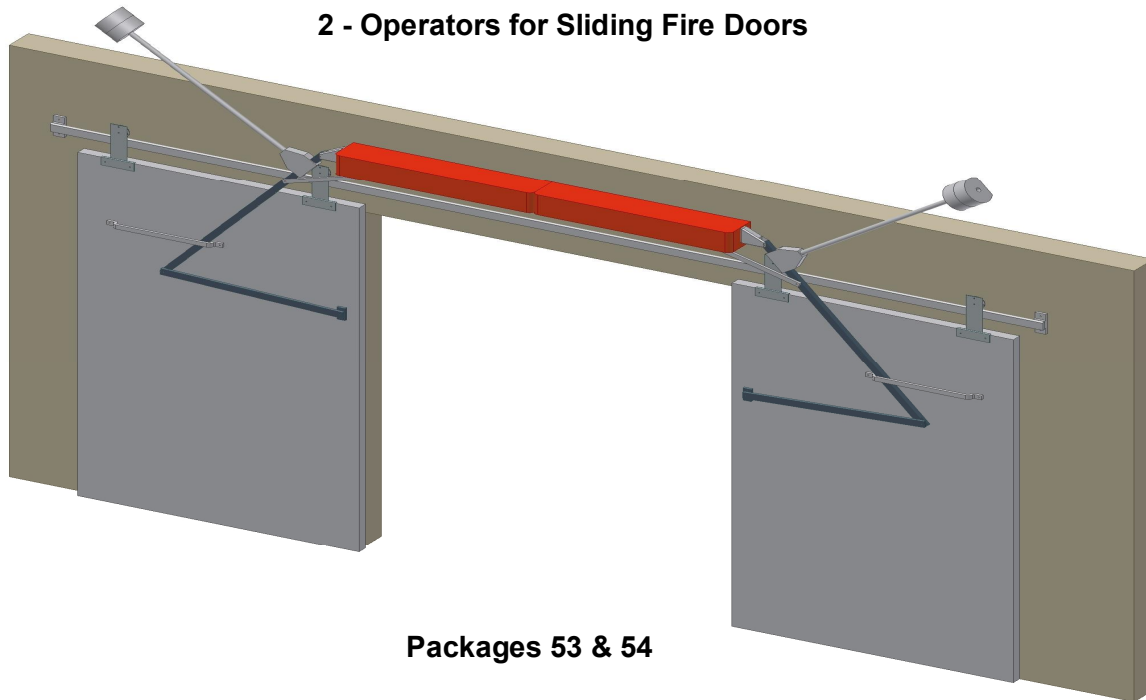
PACKAGE NO. 49AA	PACKAGE NO. 50AA	ITEM DESCRIPTION
1 - 103305 (6)	--	OPERATOR OSX 14" RH (LH)
1 - 103305 (6)	--	OPERATOR OSX 14" RH (LH) SLAVE
--	1 - 103307 (8)	OPERATOR OSX 24" RH (LH)
--	1 - 103307 (8)	OPERATOR OSX 24" RH (LH) SLAVE
1 - 920100	1 - 920100	ALL AIR VALVE PACKAGE
1 - 307639	1 - 307640	ACCESSORY PACKAGE - 07D
1 - 402498	1 - 306584	OPERATING LEVER
1 - 409318	--	DOOR ROD
1 - 409319	2 - 409319	DOOR ROD
1 - 306774	1 - 306774	COUNTERWEIGHT ASSEMBLY
2 - 707047	2 - 707047	WEIGHT ONLY
1 - 306265	1 - 306265	FUSIBLE NOZZLE ASSEMBLY
1 - 402839	1 - 402839	PULL CORD MA-10 OR
1 - 409693	1 - 409693	PALM BUTTON

*For LH Packages, change 2nd digit of part number to = 8.

See Page C-3 for additional ALL AIR and Explosion Proof information.

Carey Automatic Door, LLC

PNEUMATIC OPERATOR FOR BI-PART SLIDING FIRE DOORS



FACTORS TO CONSIDER BEFORE ORDERING:

- HAND:** Specify Right Hand if door opens toward the left when facing operator.
Specify Left Hand if door opens toward the right when facing operator.
- OPENING:** Determines size of operator required.
- SAFETY SWITCH:** Safety Switch 408987 required when safety device is used.
- COUNTERWEIGHTS:** Additional 707047 weights may be required depending on weight of doors and head room available.

COUNTERWEIGHT ARM MAY BE CUT TO A SHORTER LENGTH BY ADDING ANOTHER COUNTERWEIGHT OR WEIGHTS

DOOR WEIGHT	CUT-OFF DIMENSION	PKG. 53 CLEARANCE FOR COUNTERWEIGHT ABOVE OPENING	PKG. 54 CLEARANCE FOR COUNTERWEIGHT ABOVE OPENING	NUMBER OF COUNTERWEIGHTS REQUIRED
Up to 300 lbs.	14"	31" to 39"	38" to 46"	4 Weights
301 to 600 lbs.	12"	36" to 41"	43" to 48"	6 Weights
601 to 1000 lbs.	10"	40" to 43"	47" to 50"	8 Weights

NOTE: All operators must be single acting as shipped.

FOR COMPLETE AUTOMATION, YOUR ORDER MUST CONSIST OF THE FOLLOWING:

Package No. 53 or 54, See Page CP-11A; Relay - included 515430; Controls.

CONSIDER WHETHER YOU NEED ANY OR ALL OF THE FOLLOWING:

Counterweights 707047 Additional if required (see above chart); Safety Switch 408987; Controls; Track and Hangers refer to Pages CPD-16 & CPD-17.

Carey Automatic Door, LLC

PNEUMATIC OPERATOR FOR BI-PART SLIDING FIRE DOORS

2 - OPERATORS FOR SLIDING FIRE DOOR For ALL AIR, See Below

PKG NO.	PART NO.	DESCRIPTION	SIZE OF OPENING
53	307747	14" - 09 FIRE	Up to 120"
54	307748	24" - 09 FIRE	121" to 192"

PACKAGE NO. 53	PACKAGE NO. 54	ITEM DESCRIPTION
1 - 103156	--	OPERATOR OS 14" LH
1 - 103164	--	OPERATOR OSS 14" RH SLAVE
--	1 - 103160	OPERATOR OS 24" LH
--	1 - 103168	OPERATOR OSS 24" RH SLAVE
2 - 307664	2 - 307665	ACC. PACKAGE - 07
1 - 307549	1 - 307550	SYNCHRONIZING CABLE ASSEMBLY
2 - 409318	2 - 409319	DOOR ROD
2 - 306774	2 - 306774	COUNTERWEIGHT ASSEMBLY
2 - 707047	2 - 707047	WEIGHT ONLY
1 - 705967	1 - 705967	SWITCH THERMAL
1 - 515430	1 - 515430	PLUG-IN RELAY

ALL AIR (2) OPERATORS FOR SLIDING FIRE DOOR

PKG NO.	PART NO.	DESCRIPTION	SIZE OF OPENING
53AA	347747	14" - 09 FIRE	Up to 120"
54AA	347748	24" - 09 FIRE	121" to 192"

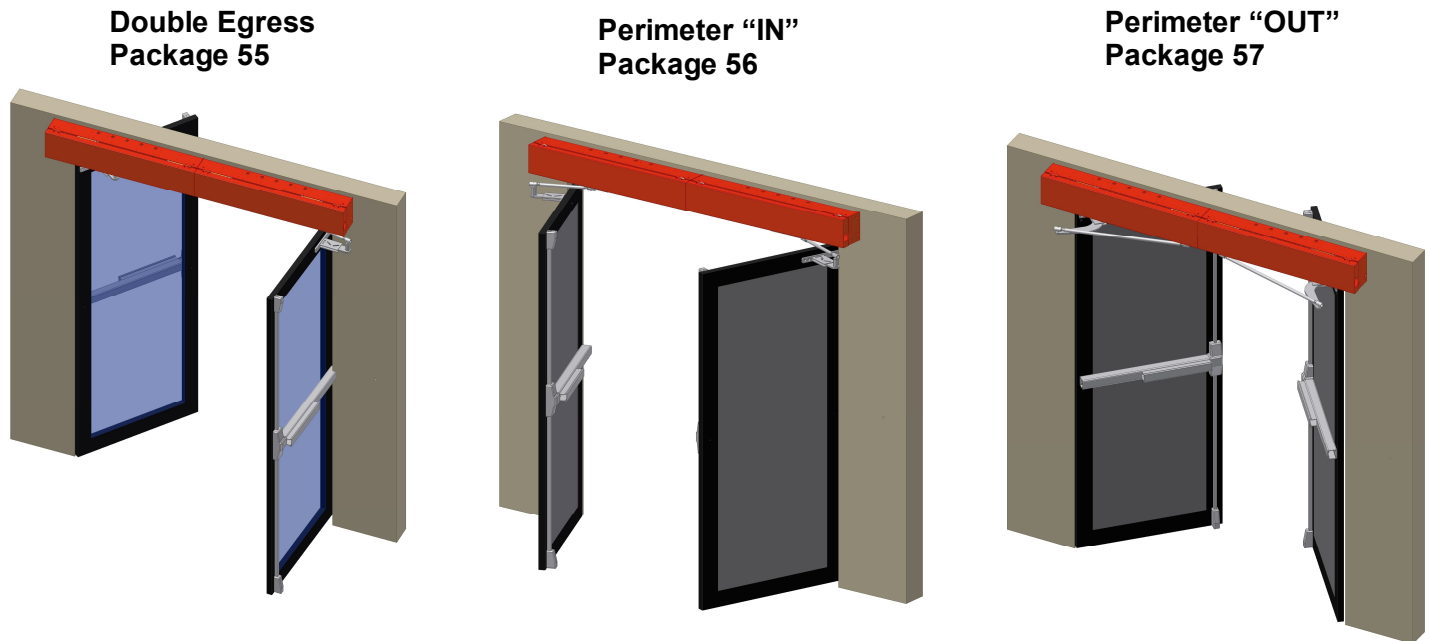
PACKAGE NO. 53AA	PACKAGE NO. 54AA	ITEM DESCRIPTION
1 - 103306	--	OPERATOR OSX 14" LH
1 - 103305	--	OPERATOR OSX 14" RH SLAVE
--	1 - 103308	OPERATOR OSX 24" LH
--	1 - 103307	OPERATOR OSX 24" RH SLAVE
1 - 920100	1 - 920100	ALL AIR VALVE PACKAGE
2 - 307664	2 - 307665	ACCESSORY PACKAGE - 07
1 - 970105	1 - 970105	SYNCHRONIZING FLOW CONTROL
2 - 409318	2 - 409319	DOOR ROD
2 - 306774	2 - 306774	COUNTERWEIGHT ASSEMBLY
2 - 707047	2 - 707047	WEIGHT ONLY
1 - 306265	1 - 306265	FUSIBLE NOZZLE ASSEMBLY
1 - 402839	1 - 402839	PULL CORD MA-10 OR
1 - 409693	1 - 409693	PALM BUTTON

See Page C-3 for additional ALL AIR and Explosion Proof information.

Carey Automatic Door, LLC

1 - PNEUMATIC OPERATOR FOR SWINGING FIRE DOORS

The Automatic Swinging Fire Door Package has been previously tested to meet the Provisions of the National Fire Protection Association Standards 80 and 101. The Package fills a need required by Life Safety Codes in hospitals, nursing homes, industrial plants, institutions, office buildings and schools.



FACTORS TO CONSIDER BEFORE ORDERING:

- DOUBLE EGRESS:** Two doors swinging in opposite direction. "A" labeled with Astragal; "B" labeled without Astragal.
- PERIMETER:** Doors swinging in same direction (either IN or OUT). "B" labeled Doors Only.

FOR INFORMATION ON INSTALLATION DETAILS AND WIRING, REFER TO: DETAIL SHEET P-97 (MDS-445)

FOR A COMPLETE PACKAGE, THE FOLLOWING EQUIPMENT MUST BE ORDERED:

FIRE DOOR PACKAGES Nos. 55, 56 OR 57	Page CP-12A
FIRE EXIT HARDWARE	By Others
CONTROLS, ELECTRIC SOLENOID LATCH (Or Equivalent)	By Others
SMOKE AND HEAT DETECTOR	By Others
CONTROL BOX	By Others
DOORS (Sizes as indicated)	From any approved fire door mfg. company
Specify Class "A" or "B" UL Listed Doors Only	
Prepare for CB-1901, 5" x 4 1/2" Hinges and Fire Door Exit Hardware	
Door Hardware and Fire Door Latch (Or Equivalent)	

U.L. LISTED DOOR SIZES:

OPENING HEIGHT: 6' - 8" TO 8' - 0"
In 2" Increments

OPENING WIDTH: 6' - 0" TO 8' - 0"
In 4" Increments

Carey Automatic Door, LLC

1 - PNEUMATIC OPERATOR FOR SWINGING FIRE DOORS

SWINGING FIRE DOORS

PKG NO.	PART NO.	DESCRIPTION	SIZE OF OPENING	MAX. REVEAL SEE MDS-255	SIDE CLEARANCE
55	310267	14" DOUBLE EGRESS (Specify Oper. Hand)	72" - 96"	4"	8 1/8"
56	310268	14" PERIMETER "IN"	72" - 96"	4"	8 1/8"
57	310269	14" PERIMETER "OUT"	72" - 96"	4"	8 1/8"

PKG NO. 55	PKG NO. 56	PKG NO. 57	ITEM DESCRIPTION
2 - 103155 OR	1 - 103155	1 - 103155	OPERATOR OS 14" RH Pneumatic Operator
2 - 103156	1 - 103156	1 - 103156	OPERATOR OS 14" LH Pneumatic Operator
2 - 403257	2 - 403257	2 - 403257	SLIDE BAR UNIVERSAL
1 - 502494	2 - 502494	--	DOOR BRACKET SDB - 114 IN
1 - 502495	--	2 - 502495	DOOR BRACKET SDB - 114 OUT
1 - 409318	2 - 409318	2 - 409318	DOOR ROD
2 - 515430	2 - 515430	2 - 515430	PLUG IN RELAY

Carey Automatic Door, LLC, its employees and associates are not architects, electrical engineers, sensor experts or building code experts. Automatic doors if not installed or maintained properly can cause serious bodily injury. Always consult the proper experts before purchasing a fire door application.



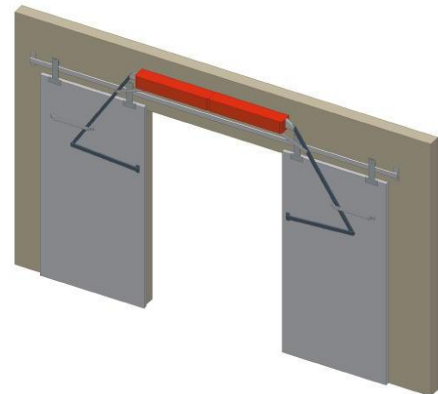
CAREY AUTOMATIC DOOR, LLC

MAGIC-DOOR Pneumatic Door Operator Replacement Parts Catalog

(Formerly known as STANLEY MAGIC-DOOR Pneumatic Operator)



Relays



Checking Cylinders



Power Cylinders



**Valve & Manifold
Assemblies**

The **Most Reliable, Durable & Cost Effective** Automatic Door Operator in the Industry for 70 years!


Virtually Maintenance Free for 20 - 30 years!



**Wheels/Door Hanger
Sheaves**



**Double Hanger
Assemblies**



Retractable Top Pivots

Please call (203) 267-4278 for availability & pricing.

<p style="text-align: center;">Carey Automatic Door, LLC INDEX: MAGIC-DOOR REPLACEMENT PARTS</p>
--

CPD-1	Index
CPD-2	OSX ALL AIR (Explosion Proof) Operators and Valves
CPD-3	OSX ALL AIR (Explosion Proof) Valves
CPD-4	OSX ALL AIR (Explosion Proof) Operator Parts
CPD-5	OSX ALL AIR (Explosion Proof) Palm Buttons and Pull Cords
CPD-6	Operators & Case Covers
CPD-7	Carriage & Slide Assembly
CPD-8	Slide Bar
CPD-9	Ball Studs & Trip Rod Switch
CPD-10	Rod & Safety Switch Assembly
CPD-11	Checking Cylinder Assembly
CPD-12	Power Cylinder Assembly
CPD-13	Plug-In Relays
CPD-14	Valve Assembly (DC Valves for OS Operator)
CPD-15	Valve Assembly (AC Valves & Auto-Slide Valves)
CPD-16	Monorail Tracks
CPD-17	Monorail Hangers & Wheels
CPD-18	Rollers & Wheels
CPD-19	Pivots
CPD-20	Door Brackets
CPD-21	MAGIC MOLE Pivots (Concealed Under the Floor)
CPD-22	MAGIC STAR Pivots (Concealed Above the Ceiling)
CPD-23	Cables
CPD-24	Door Rods
CPD-25	Emergency Release (Brackets & Door Arms)
CPD-26	Accessories
CPD-27	Counterweights
CPD-28	Accessory, Angle & Cable Packages
CPD-29	Auto-Slide Replacement Parts
CPD-30	Accessory Packages
CPD-31	Exploded View of 0-11-14" Pneumatic Operator & Parts
CPD-32	Decals

Carey Automatic Door, LLC

OSX ALL AIR (EXPLOSION PROOF) OPERATORS & VALVES



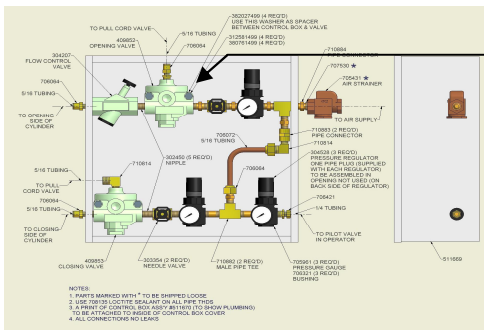
PART NO.

DESCRIPTION

103305
103306
103307
103308

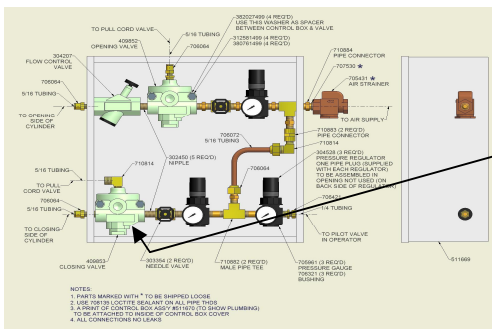
OSX - 14" R.H. ALL AIR Operator
OSX - 14" L.H. ALL AIR Operator
OSX - 24" R.H. ALL AIR Operator
OSX - 24" L.H. ALL AIR Operator

Notes: Moving components manufactured from non-sparking materials.



308495

Valve Package - OPEN Includes:
409852 Normally Closed Valve, Opening Cylinder
304207 Valve, Flow Control
303354 Valve, Needle
304528 Regulator (Qty. 2)
705961 Gauge, Pressure (Qty. 2)
705431 Strainer, Air
(See Page CP-13C)



308496

Valve Package - CLOSED Includes:
409853 Normally Open Valve, Closing Cylinder
303354 Valve, Needle
304528 Regulator (Qty. 1)
705961 Gauge, Pressure (Qty. 1)
304631 Plug, Pipe 1/16 NPTE
706063 Fitting, Elbow 90°
(See Page CP-13C)



409852

Normally CLOSED Valve, Opening Cylinder



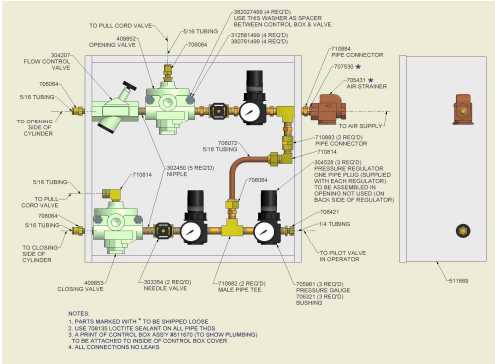




409853

Normally OPEN Valve, Closing Cylinder

Carey Automatic Door, LLC

OSX ALL AIR (EXPLOSION PROOF) VALVES

	<u>PART NO.</u>	<u>DESCRIPTION</u>
	409831	Valve, 3 way Normally Open Push Button Operated
	409692	Time Delay, OSX ALL AIR
	511670	Control Box Assembly (See Page CP-13C)
	304207	Valve, Flow Control
	303354	Valve, Needle

<p align="center">Carey Automatic Door, LLC OSX ALL AIR (EXPLOSION PROOF) OPERATOR PARTS</p>

	<u>PART NO.</u>	<u>DESCRIPTION</u>
	304528	Regulator, Pressure
	705961	Gauge, Pressure
	705431	Strainer, Air
	306265	Fusible Nozzle

<p align="center">Carey Automatic Door, LLC OSX ALL AIR (EXPLOSION PROOF) PALM BUTTONS & PULL CORDS</p>
--

	<u>PART NO.</u>	<u>DESCRIPTION</u>
	409693	OSX ALL AIR Palm Button (2.25" in diameter)
	800105	OSX ALL AIR Palm Button (2.50" in diameter)
	800201	OSX ALL AIR Palm Button (3" in diameter)
	800100	OSX ALL AIR Wall or Foot Push Button (6" in diameter)
	402839	Pull Cord Assembly for ALL AIR Operator (MA-10) (Includes MA-10 Valve, Pull Knob, Rope & Bracket)
	605657	Pull Knob & Rope Only for 402839

Carey Automatic Door, LLC

OPERATORS & CASE COVERS



Standard Equipment:

300 Series Stainless Steel
on 14" Operator Cases

Cold Rolled Steel Painted Grey

Other colors available

PART NO.

DESCRIPTION

103155	Operator - OS-14" RH, Master
103156	Operator - OS-14" LH, Master
103157	Operator - OS-18" RH, Master
103158	Operator - OS-18" LH, Master
103159	Operator - OS-24" RH, Master
103160	Operator - OS-24" LH, Master
103161	Operator - OS-36" RH, Master
103162	Operator - OS-36" LH, Master



Standard Equipment:

300 Series Stainless Steel
on 14" Operator Covers

Cold Rolled Steel Painted Grey

Other colors available

506991	Cover for 14" Operator
506992	Cover for 18" Operator
506993	Cover for 24" Operator
506994	Cover for 36" Operator



706544	Hinge, RH
706545	Hinge, LH



Carey Automatic Door, LLC

CARRIAGE & SLIDE ASSEMBLY

	<u>PART NO.</u>	<u>DESCRIPTION</u>
	506954	Carriage Assembly 14" R.H.
	506955	Carriage Assembly 18" R.H.
	506956	Carriage Assembly 24" R.H.
	506957	Carriage Assembly 36" R.H.
	506958	Carriage Assembly 14" L.H.
	506959	Carriage Assembly 18" L.H.
	506960	Carriage Assembly 24" L.H.
	506961	Carriage Assembly 36" L.H.
	502431	Universal Slide Assembly
	406219	Rear End Slide Assembly with Bushing
	406220	Front End Slide Assembly with Bushing
	306698	Power Spring Stud

Carey Automatic Door, LLC

CARRIAGE & SLIDE ASSEMBLY

	<u>PART NO.</u>	<u>DESCRIPTION</u>
	306704	Slide Assembly Oilite Bushing (Pkg. of 4)
	705225 705226 705227 705231	Tie Rod 14" Stroke Operator Tie Rod 18" Stroke Operator Tie Rod 24" Stroke Operator Tie Rod 36" Stroke Operator
	310891	Lubricating Wiper Kit (Pkg. of 2)
	504540	End Bracket, LH
	504541	End Bracket, RH

Carey Automatic Door, LLC

CARRIAGE & SLIDE ASSEMBLY

	<u>PART NO.</u>	<u>DESCRIPTION</u>
	705278	End Bracket Bumper Assembly (Pkg. of 2)
	307477	Slide Latch Assembly
	705867 705866 705865	Power Spring 24" Stroke Operator Power Spring 18" Stroke Operator Power Spring 14" Stroke Operator
	308360	Heater - Fits All Size Operators
	308361	Universal Heater Kit (O-24 Pneumatic 4000 & 8000)

Carey Automatic Door, LLC

SLIDE BAR

	<u>PART NO.</u>	<u>DESCRIPTION</u>
	403257	Slide Bar - Universal
	606910	Slide Bar - for 07
	404664	Slide Bar - for 07D - 14"
	404671	Slide Bar - for 07D - 24"

Carey Automatic Door, LLC

BALL STUDS & TRIP ROD SWITCH

	<u>PART NO.</u>	<u>DESCRIPTION</u>
	306706	Ball Studs - Long
	306707	Ball Studs - Medium
	306708	Ball Studs - Short
	307690	Ball Stud - for O-11S
	409058	Transformer Notes: Primary voltage 115V Secondary voltage 24V Frequency 50-60 cycles
	706162	Trip Rod Switch Assembly, RH
	706163	Trip Rod Switch Assembly, LH

Carey Automatic Door, LLC

ROD & SAFETY SWITCH ASSEMBLY

	<u>PART NO.</u>	<u>DESCRIPTION</u>
	706362	Rod Assembly - Trip RH
	706363	Rod Assembly - Trip LH
	303208	Trip Rod Spring
	303209	Trip Rod
	408987	Safety Switch Assembly
	304221	Safety Switch, Micro Switch Roller Type

Carey Automatic Door, LLC

CHECKING CYLINDER ASSEMBLY



	<u>PART NO.</u>	<u>DESCRIPTION</u>
	406142	Checking Cylinder
	306713	Checking Cylinder Tube & Head Assembly
	306697	Checking Cylinder Rubber Assembly (Pkg. of 4) Includes: 705357 Ferrule 302872 Pin
	306720	Checking Cylinder Cap
	310254	Checking Cylinder Repair Kit Includes: 708140 Cup Packing Spring 708297 Cup Packing

<p align="center">Carey Automatic Door, LLC CHECKING CYLINDER ASSEMBLY</p>

	<u>PART NO.</u>	<u>DESCRIPTION</u>
	605538	Checking Cylinder Spring
	701172	Checking Cylinder Special Screw & Valve Spring (Pkg. of 4)
	705277	Checking Cylinder Extension - Long
	303621	Checking Cylinder Cap Bushing
	799200	Checking Cylinder Support

Carey Automatic Door, LLC

CHECKING CYLINDER ASSEMBLY

	<u>PART NO.</u>	<u>DESCRIPTION</u>
	302936	Checking Cylinder Felt Washer (Pkg. of 10)
	605534	Checking Cylinder Shaft
	705194	Checking Cylinder Delrin Washer


Carey Automatic Door, LLC

POWER CYLINDER ASSEMBLY

	<u>PART NO.</u>	<u>DESCRIPTION</u>
	407244 407245 407246 407247	Power Cylinder Double-Acting 14" Stroke Power Cylinder Double-Acting 18" Stroke Power Cylinder Double-Acting 24" Stroke Power Cylinder Double-Acting 36" Stroke
	303218	Power Cylinder Pin - Piston Rod
	311582	Power Cylinder Cap Double-Acting with Plug
	709343	Gasket for Cap - Double-Acting Power Cylinder
	304851	Bushing for Cap - Double-Acting Power Cylinder


Carey Automatic Door, LLC

POWER CYLINDER ASSEMBLY

	<u>PART NO.</u>	<u>DESCRIPTION</u>
	310255	Repair Kit - Double-Acting Power Cylinder Includes: 304419 Neoprene Cup Packing Washer
	705959	Dust Seal, Power Cylinder Cap
	303210	Pin, Power Cylinder
	506950 506951 506952 506953	Valve Control Assembly, 14" Valve Control Assembly, 18" Valve Control Assembly, 24" Valve Control Assembly, 36"
	407440 407441 407442 407443	Tubing Channel, 14" Tubing Channel, 18" Tubing Channel, 24" Tubing Channel, 36"

Carey Automatic Door, LLC






PLUG-IN RELAYS

	<u>PART NO.</u>	<u>DESCRIPTION</u>
	515430 515430 515430	Relay for OS Operator Relay for OS Operator Time Delay Relay for OS Operator Carpet Control (Replaces 408096, 408097 & 408706)
	515431	Relay for Hydraulic Operator (Replaces 408203)
	515432	Relay for Auto-Slide Operator (Replaces 409139 & 705478)
	515433	Relay - Ratchet (No time delay function)
	402267 402924	Relay for 01-B Operator with Carpets Relay for 01-DA Operator with Carpets (Picture N/A)




<p align="center">Carey Automatic Door, LLC VALVE ASSEMBLY (DC VALVES FOR OS OPERATORS)</p>
--

	<u>PART NO.</u>	<u>DESCRIPTION</u>
	407474	Valve & Manifold Assembly
	505626	Manifold Assembly Includes: 406850 Seat
	708833	DC Valve for OS Pneumatic Operator (without Manifold)
	708826	Coil for DC Valve 24 Volt
	707739	Spring and Plunger

<p align="center">Carey Automatic Door, LLC VALVE ASSEMBLY (DC VALVES FOR OS OPERATORS)</p>
--


	<u>PART NO.</u>	<u>DESCRIPTION</u>
	708816	Sleeve for DC Valve 24 Volt
	707741	"O" Ring (Pkg. of 4)
	705924	Metering Assembly
	306729	Muffler Assembly
	705961	Air Gauge

<p align="center">Carey Automatic Door, LLC VALVE ASSEMBLY (AC VALVES & AUTO-SLIDE VALVES)</p>

	<u>PART NO.</u>	<u>DESCRIPTION</u>
<p>PICTURE N/A</p>	310034	<p align="center">115 VOLT VALVE (AC) - OBSOLETE 1/07</p> <p>Conversion Kit for 01B & MHO Operator to OS Operator (110 volt to 24 volt includes Valve Assembly)</p>
<p>706423 Coil - 24v AC</p> 	<p>706423</p> <p>706813</p> <p>505626</p>	<p align="center">24 VOLT VALVE (AC)</p> <p>Coil - 24 Volt AC (for 505419) Valve</p> <p>Screw Muffler Adjusting</p> <p>Manifold Assembly (includes 406850)</p>
	310754	<p align="center">AUTO-SLIDE VALVES</p> <p>Valve N.C. Closing D.C. Coil Includes: 708829 Solenoid Valve D.C.</p>
	310755	<p>Valve N.C. Opening D.C. Coil Includes: 708830 Solenoid Valve D.C.</p>

Carey Automatic Door, LLC

MONORAIL TRACKS



Notes:

1. For bi-parting doors, order separate track packages for each leaf. (2 packages per opening)
2. Mounting bolts are included in Track Package.



PART NO.

DESCRIPTION

307641	Track for Doors w/Motion up to 40"
307642	Track for Doors w/Motion over 40" up to 46"
307643	Track for Doors w/Motion over 46" up to 52"
307644	Track for Doors w/Motion over 52" up to 58"
307645	Track for Doors w/Motion over 58" up to 64"
307646	Track for Doors w/Motion over 64" up to 70"
307647	Track for Doors w/Motion over 70" up to 76"
307648	Track for Doors w/Motion over 76" up to 82"
307649	Track for Doors w/Motion over 82" up to 88"
307650	Track for Doors w/Motion over 88" up to 94"
307651	Track for Doors w/Motion over 94" up to 100"
307652	Track for Doors w/Motion over 100" up to 106"
307653	Track for Doors w/Motion over 106" up to 112"
307654	Track for Doors w/Motion over 112" up to 118"
307655	Track for Doors w/Motion over 118" up to 124"
307656	Track for Doors w/Motion over 124" up to 130"
307657	Track for Doors w/Motion over 130" up to 136"
307658	Track for Doors w/Motion over 136" up to 142"
307659	Track for Doors w/Motion over 142" up to 148"

705367 Bolt, Special Track

Carey Automatic Door, LLC

MONORAIL HANGERS & WHEELS

	<u>PART NO.</u>	<u>DESCRIPTION</u>
	308201	Single Hanger Assembly for Doors Weighing 300 - 500 lbs.
	308134	Double Hanger Assembly for Doors Weighing 600 - 1000 lbs. Note: Two Hanger Assemblies required for each door.
	408044	Replacement Sheave w/Axle Plated Steel/Polyurethane, 3.250 Running Diameter 17mm Internal Bearing Diameter Supplied with axle, spacer, lock washer & nut.
	306065	Hanger Wheel & Stud for Auto-Slide 1000/Magic-Slide Plated Steel/Polyurethane, 2.500 Running Diameter 17mm Internal Bearing Diameter Supplied with axle, spacer, lock washer & nut.




Carey Automatic Door, LLC

ROLLERS & WHEELS

	<u>PART NO.</u>	<u>DESCRIPTION</u>
	900100	4000 Steel Roller Zinc Plated Steel 1.000 (25.4 mm) Running Diameter .354 (9 mm) Internal Bearing Diameter
	900200	3000 Delrin Roller 2.328 (59.13 mm) Running Diameter .590 (15 mm) Internal Bearing Diameter
	900300	Delrin Roller 2.109 (53.57 mm) Running Diameter .590 (15 mm) Internal Bearing Diameter
	900400	1000 Load Wheel Zinc Plated Steel Eccentric Shaft 1.000 (25.4 mm) Running Diameter Eccentric Shaft Threaded 5/8-11 UNC -2A
	900500	Anti-Riser Wheel 2.281 (57.94 mm) Running Diameter .984 (25 mm) Internal Bearing Diameter






Carey Automatic Door, LLC

ROLLERS & WHEELS

	<u>PART NO.</u>	<u>DESCRIPTION</u>
PICTURE N/A	900600	Plated Steel/Polyurethane 2.50 (63.5 mm) Running Diameter Solid Shaft with 7/16-14 NC-2 Thread
	900700	Astro-Slide Roller 1.516 (38.5 mm) Running Diameter .312 (7.92 mm) Internal Diameter
	900800	Anti-Riser 2.218 (28.6 mm) Running Diameter Eccentric Shaft Threaded 5/8 24 UNEF - 2A
	900900	Delrin Roller Wheel w/Brass Bushing 1.069 (27.15 mm) Running Diameter 1.500 (38.10 mm) Outside Diameter .250 (6.350 mm) Internal Bushing Diameter Supplied w/screw, lock washer & nut.

Carey Automatic Door, LLC

PIVOTS





	<u>PART NO.</u>	<u>DESCRIPTION</u>
	310079	Top Pivot Assembly
	710821	Bottom Pivot Stud only
	710820	Bottom Pivot Floor Portion Assembly, Recessed
	311764	Bottom Pivot Door Portion, Recessed
	405113	Ferguson Pivot

Carey Automatic Door, LLC



DOOR BRACKETS

	<u>PART NO.</u>	<u>DESCRIPTION</u>
	502494	Door Bracket - 14" IN
	502492	Base Plate S.D.B. Bracket
	304038	Door Bracket - 24" IN
	502495	Door Bracket - 14" OUT
	502492	Base Plate S.D.B. Bracket
	502891	Door Bracket - 14" OUT Swing Clear
	304040	Door Bracket - 24" OUT
	402673	Arm only for 304040

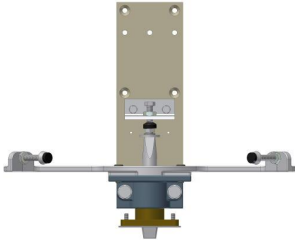



<p align="center">Carey Automatic Door, LLC MAGIC MOLE PIVOTS - CONCEALED UNDER THE FLOOR</p>
--

	<u>PART NO.</u>	<u>DESCRIPTION</u>
	103035	MAGIC MOLE PIVOT See Page CP-6A for Shaft Lengths.
	502651	Door Arm, Magic Mole
	402121	Operating Lever WITHOUT Emergency Release
	406234	Operating Lever WITH Emergency Release



<p align="center">Carey Automatic Door, LLC MAGIC MOLE PIVOTS - CONCEALED UNDER THE FLOOR</p>
--

	<u>PART NO.</u>	<u>DESCRIPTION</u>
	302844	Pivot Top Bearing Only, Magic Mole
	302845	Pivot Bottom Bearing Only, Magic Mole
	705279	Rubber Bumper on Stud for Stop Bracket, Magic Mole (Pkg. of 2)
	304493	Spindle Seal Bearing Only, Magic Mole

<p align="center">Carey Automatic Door, LLC MAGIC STAR PIVOTS - CONCEALED ABOVE THE CEILING</p>
--



	<u>PART NO.</u>	<u>DESCRIPTION</u>
	102126	MAGIC STAR PIVOT See Page CP-6 for Shaft Lengths.
	402371	Door Arm, Magic Star
	402121	Operating Lever without Emergency Release
	406234	Operating Lever with Emergency Release

<p align="center">Carey Automatic Door, LLC MAGIC STAR PIVOTS - CONCEALED ABOVE THE CEILING</p>
--

	<u>PART NO.</u>	<u>DESCRIPTION</u>
PICTURE N/A	302890	Needle Bearing for Pivot Shaft, Magic Star
	402102	Pivot Shaft, Magic Star
	705279	Rubber Bumper on Stud for Stop Bracket, Magic Star (Pkg. of 2)




Carey Automatic Door, LLC

CABLES






	<u>PART NO.</u>	<u>DESCRIPTION</u>
		SYNCHRONIZED CABLES
	306910	76-1 2" Sync. Cables for Double Case 14" Operator (Type A)
	306911	79-1 2" Sync. Cables for Double Case 14" Operator (Type B)
	306702	93" Sync. Cables for Double Case 18" Operator
	306703	123" Sync. Cables for 2 Double Cases 24" Operator
	306717	78" Sync. Cables for 2 Single Cases 14" Operator
	306718	94" Sync. Cables for 2 Single Cases 18" Operator
	306719	120" Sync. Cables for 2 Single Cases 24" Operator
	409659	0-20 & 0-21 Cable 43 1/8" Long
	409660	0-20 & 0-21 Cable 51 1/8" Long
	409661	0-20 & 0-21 Cable 64 1/4" Long
	409662	0-20 & 0-21 Cable 68 1/4" Long
	409663	0-20 & 0-21 Cable 93" Long

Carey Automatic Door, LLC

DOOR RODS

	<u>PART NO.</u>	<u>DESCRIPTION</u>
	409318	Door Rod for 14", 18" & 24" Operators
	409319	Door Rod for 02, 07 & 07D - 14" & 24"
	707182	Door Rod BALL Fitting
	707566	Door Rod END Fitting

<p align="center">Carey Automatic Door, LLC EMERGENCY RELEASE - BRACKETS & DOOR ARMS</p>

	<u>PART NO.</u>	<u>DESCRIPTION</u>
	402121	Lever for 14" Concealed Operator O-14 MLSL
	402923	Emergency Cut-Off Switch
	406234	Emergency Release Lever for 14" Concealed Operator O-17M and S-14 For IN doors when required. Use in place of 402121
	311806	Door Bracket - 14" Emergency Release
	311808	Base Plate
	502651	Door Arm with Concealed Under the Floor Operator (Magic Mole)
	402371	Door Arm with Concealed Overhead Operator (Magic Star)




Carey Automatic Door, LLC

ACCESSORIES





	<u>PART NO.</u>	<u>DESCRIPTION</u>
	402233	Operator Coupling
PICTURES N/A	502814	Connecting Rod for 14" Operators
	502816	Connecting Rod for 24" Operators
	502845	Lever Bracket - 14"
	502846	Lever Bracket - 24"
PICTURES N/A	402497	Operating Lever - 14"
	402498	Operating Lever - 24" and 07D - 14"
	306584	Operating Lever - 07D - 24"

Carey Automatic Door, LLC

COUNTERWEIGHTS

	<u>PART NO.</u>	<u>DESCRIPTION</u>
	606900	Sliding Door Ball Stud
PICTURE N/A	502847	Lever Guide Assembly
	306774	Counterweight Assembly
	707047	Counterweights only

<p align="center">Carey Automatic Door, LLC ACCESSORY, ANGLE & CABLE PACKAGES</p>
--

	<u>PART NO.</u>	<u>DESCRIPTION</u>
	307481	0-20 Common Acc. Package
	307482	0-21 Common Acc. Package
	307854	0-20 - 18 Angle & Cable Package
	307856	0-20 - 24 Angle & Cable Package
	307857	0-20 - 36 Angle & Cable Package
	307855	0-21 - 14 Angle & Cable Package
	307858	0-21 - 18 Angle & Cable Package
	307859	0-21 - 24 Angle & Cable Package
	307860	0-21 - 36 Angle & Cable Package
	304786	Stroke Reduction Kit

<p align="center">Carey Automatic Door, LLC AUTO-SLIDE REPLACEMENT PARTS</p>

	<u>PART NO.</u>	<u>DESCRIPTION</u>
 	410212	Power Cylinder, Auto-Slide 36" Stroke
	410213	Power Cylinder, Auto-Slide 42" Stroke
	410214	Power Cylinder, Auto-Slide 48" Stroke
	410215	Power Cylinder, Auto-Slide 52" Stroke
	410216	Power Cylinder, Auto-Slide 52 1/2" Stroke
	406079	Checking Cylinder, Auto-Slide
	310257	Power Cylinder Repair Kit, Auto-Slide
	310258	Checking Cylinder Repair Kit, Auto-Slide

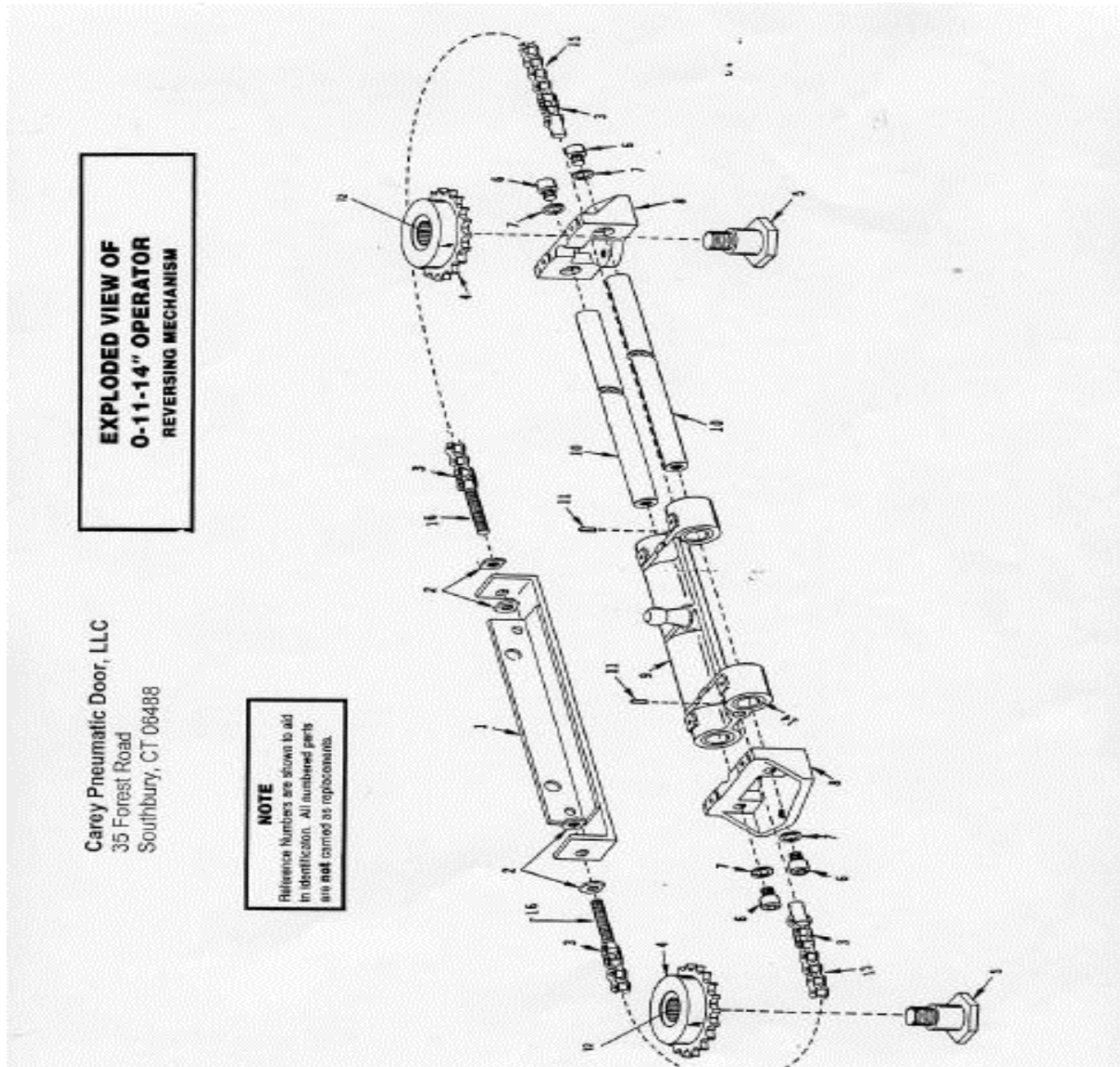
Carey Automatic Door, LLC

ACCESSORY PACKAGES

<u>ACCESSORY PACKAGE</u>	<u>PART NO.</u>	<u>DESCRIPTION</u>
307664 0 - 7 - 14"	606910 502814 502845 502847 606900	Slide Bar Assembly Connecting Rod Assembly Lever Bracket Assembly Lever Guide Assembly Ball Stud Assembly
307665 07 - 24"	606910 502816 502846 502847 606900 402498	Slide Bar Assembly Connecting Rod Assembly Lever Bracket Assembly Lever Guide Assembly Ball Stud Assembly Lever Assembly
307639 0 - 7D - 14"	502814 502845 307638 502847 606900 404664 404671	Connecting Rod Assembly Lever Bracket Assembly Tubing Kit Lever Guide Assembly Ball Stud Assembly Slide Bar Slide Bar
307640 0 - 7D - 24"	502814 502846 307638 502847 606900 404664 404671 402498	Connecting Rod Assembly Lever Bracket Assembly Tubing Kit Lever Guide Assembly Ball Stud Assembly Slide Bar Slide Bar Lever Assembly
307549 Synchronized Cable Package 14"	402233 606914 303982	Operator Coupling Operator Shims Synchronized Cable for (2) 14" Operators
307550 Synchronized Cable Package 24"	402233 606914 304006	Operator Coupling Operator Shims Synchronized Cable for (2) 24" Operators

Carey Automatic Door, LLC
EXPLODED VIEW OF 0-11-14" PNEUMATIC OPERATOR

REVERSING MECHANISM



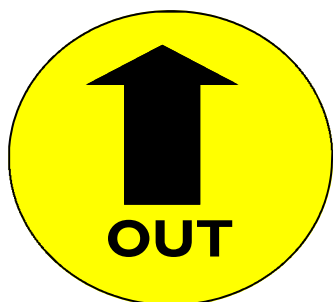

NOTE
Reference Numbers are shown to aid in identification. All numbered parts are **NOT** carried as replacements.

<p align="center">Carey Automatic Door, LLC 0-11-14" PNEUMATIC OPERATOR PARTS</p>
--

REF. NO.	PART NO.	DESCRIPTION
3	303767	Connecting Link
4	408912	Sprocket Assembly
5	605776	Stud
11	707008	Roll Pin (min. 5)
12	303769	Needle Bearing
13	707011	Chain
14	306704	Oilite Bearing
15	707013	Chain
16	605777	Chain Stud
		For 011 Operators
	306274	No. 41 Roller Chain 39 1/2"
	707009	Slide Rod 14"
	707010	Slide Rod 24"
	311120	Conversion Kit for 011-18 Slide Assembly
	312056	Conversion Kit for 011-14 Slide Assembly

Carey Automatic Door, LLC

DECALS



PART NO.

310396

DESCRIPTION

Directional decals (D-2) includes:

- (1) In/do not exit decal
- (1) Out/do not enter decal
- (2) Caution auto door decal
- (1) Daily safety check decal
- (1) Installation Guide