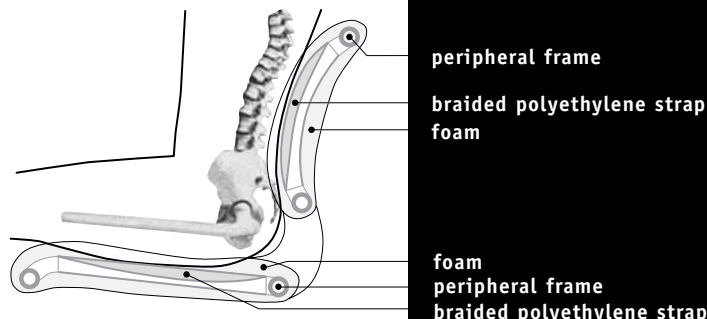




PRICE  
**LIST**  
JANUARY 2014

ART DESIGN INTERNATIONAL

Every A.D.I. chair is manufactured using this highly ergonomic system developed by A.D.I. that frees the body from any contact with a rigid surface. Braided polyethylene straps stretched over a tubular steel frame ensure comfort, lightness and well being.



## conditions of sale

### Prices

All prices shown are suggested retail prices, no taxes included, and are subject to change without notice.

These prices are guaranteed for 30 days from the date of quotation and are firm and final after acceptance of the order.

Terms of payment: net 30 days from date of invoice.

No cash or early payment discount.

Prices do not include installation.

### Orders

All orders must be approved by A.D.I. Our written acknowledgment binds the two parties. Customers are responsible for checking the information on the acknowledgment. Any subsequent change must be approved by A.D.I. and may result in additional charges.

All orders are subject to a minimum charge of \$50 list.

### Cancellation

If an order is cancelled without consent, A.D.I. reserves the right to charge the customer for the portion of the order which has been completed at the date of cancellation, plus an amount equal to the profit lost on the remaining portion of the order.

### Prices & Shipping

a) The prices are F.O.B. Distributor (landed) for all locations in continental U.S.A. Parts orders are F.O.B. factory for all locations plus any shipping costs.

Delivery is made to the unloading dock and does not include unpacking or installation, and there are no inside deliveries unless approved by A.D.I.

b) Shipments will be handed over to the common carrier in good condition; A.D.I.'s liability ceases at this point. A.D.I. will choose the carrier unless the shipment is F.O.B. factory and the freight carrier is indicated on the order.

c) Damages or shortages should be claimed from the carrier within 7 days of reception. Damages or shortages must be noted directly on your copy of the delivery slip by the carrier.

d) No allowance is given for orders picked up at the factory.

### Merchandise Returns

a) No merchandise may be returned without our written consent and our shipping instructions. If this procedure is not followed, the merchandise will not be accepted by the factory and will be reshipped collect without further notice.

b) Claims for factory defects must be made within 10 days. Merchandise must reach factory within 15 days of receipt of written authorization to return from A.D.I. If not, no credit will be issued.

### Specifications

A.D.I. reserves the right to modify the specifications of products, materials, design or accessories without notice. A.D.I. also reserves the right to halt production of any product at any time.

The products, accessories, materials and finishes as described in the price lists shall prevail over the content of brochures or folders.

The dimensions given are for reference only and can vary depending on how the seat and backrest are adjusted, the compression of the foam and the type of fabric that is used.

### Warranties

All products manufactured by A.D.I. carry a lifetime Warranty on the steel structure, suspension belts, base, mechanisms, casters and gas cylinder and a 5 year Warranty on carded fabrics (normal use). Everest and Marathon chairs are warranted for a period of 5 years on all parts. In the case of materials, knits, mesh and leathers whose suppliers cannot guarantee absolute color consistency, A.D.I. declines any responsibility for variations that might occur. Should A.D.I. products be modified and/or altered in any way, this warranty is null and void.

Wood shells on chairs are guaranteed against delaminating for a period of 5 years. There is no warranty against scratches.

## contact us

Orders may be faxed or e-mailed, no phone orders will be accepted. Should you need additional information, please contact our customer service department.

### Info@adi-artdesign.com

**ART DESIGN INTERNATIONAL** 3450, 1<sup>st</sup> Street, St-Hubert (Quebec) Canada J3Y 8Y5  
Tel.: (450) 926-1004 / (888) 926-1004 • Fax: (450) 926-0013 / (888) 407-6435

**ADI SEATING LLC** 1020 SW Taylor St. Suite 620 Portland, OR 97205  
Tel.: (503) 224-0450 • Fax: (866) 245-6922

# table of contents

**conditions of sale** | page 1

**general information** | page 4

**fabric, vinyl, leather and C.O.M. programs** | page 5

**replacement cover program** | page 6

**arm options** | page 7

**mechanical functions** | page 8

**reflex – quick ship program** | page 10

---

## task/ergonomic | page 11

Equipped with multi-functional mechanisms and adjustable arms and backrests, these chairs are the perfect work companion.



**viva** | page 11



**top** | page 14



**next** | page 17



**desire** | page 20



**flex** | page 24



**sensaflex** | page 28



**art deco** | page 32



**lynx** | page 35



**fan** | page 38



**tact** | page 40



**Wave** | page 44



**malla** | page 46



**voilà** | page 48

---

## intensive use | page 52

A perfect fit chair for larger workers and a high performance chair for multi-shift 24/7 use.



**everest (big and tall)** | page 52



**marathon (24/7)** | page 53

## executive/conference | page 54

Comfort, prestige and design, this is what the A.D.I. executive collections have to offer.



**ovation** | page 54



**scorpio** | page 55



**magnum** | page 56

---

## stacking/guest | page 58

For the cafeteria, study hall, training room or any space where you need high mobility seating.



**penta** | page 58



**arriva** | page 60



**clover-camélia** | page 62



**golf** | page 63



**onza** | page 64



**miniflex** | page 65



**cat** | page 66



**ocelot** | page 67



**zest - finesse** | page 68



**sit stand - doctorstool - tabouret laboratoire** | page 69

---

## lounge/hospitality | page 70

Bring comfort and design to the waiting room or reception area.



**Beam Seating** | page 70



**ergo-medic** | page 73

# general information

## Gas cylinders

Mechanisms installed by A.D.I. use 4 types of cylinders, each with a different stroke adjustment: 80, 100, 120 and 140mm. Each mechanism has a different thickness, is installed with its own base size and therefore comes with a suitable cylinder.

When the chair is equipped with a seat slider a different cylinder may be installed. Chairs with the F mechanism come with 100mm cylinders when equipped with a seat slider, except for the Top chairs which are always equipped with 120 mm cylinders. Designer stools have their own gas cylinders, with a stroke adjustment of 8" (200 mm) or 10" (250 mm).

The chart below shows the seat height adjustments according to the mechanism installed. When a seat slider is installed, add 1" to the low and high measures.

A gas cylinder with a stroke other than the standard one specified for a mechanism can be supplied. Please refer to the price page and clearly indicate the non-standard specific cylinder option after the model number.

## Colors, finishes and special requests

All A.D.I. seating have a standard black finish on the base, plastic and metal parts. Please refer to the price list of each series for the standard colors and finishes for other components and optional finishes for all components. A.D.I. will study special requests. Please contact customer service.

## ANSI/BIFMA and California 117 standards

All A.D.I. task chairs meet the new ANSI/BIFMA x5.1-2002 standards. Foam and fabrics on all seating meet California 117 for flammability.

All task chairs meet ANSI/BIFMA x7.1 standard for formaldehyde and TVOC emissions and are Greenguard certified.

## California 133 compliance

A.D.I. Seating can be made to comply to California 133 standard. To order, please specify **133** in the chair code on your order, and add:

Stacking Chairs:	\$110 List
Task Chairs:	\$130 List
Mesh back Task Chair :	\$60 List
Executive Chairs:	\$150 List

Executive and Task chairs can only be ordered with the following optional compliant arms:

- 13** Width/Height adjustable upholstered in black vinyl on P01 Pads: \$195 List
- 26** Fixed Arms Urethane Armrest: \$185 List
- 94** Fixed upholstered arms in black vinyl on P01 Pads: \$165 List

Stacking chairs can only be ordered with 52 Arms (see pp 54-56)

All ADI carded fabric that meet CAL 117 combined with the A.D.I. installed fire liner, may be specified to meet CAL 133 standard.

## ESD Seating

All Task and Executive chairs can be made ESD compliant. Static charge build-up is dissipated through ESD fabric and the unique ADI all steel frame, aluminum base, 5 ESD casters and a drag chain attached to the cylinder. ESD fabrics contain 1% conductive Carbon Fiber. Please call customer service to get sample cards.

To order, please specify **ESD** in the chair code and add \$190 to the Grade F List Price.

Chairs can only be ordered with the following optional compliant arms:

- 13** Width/Height adjustable upholstered in black vinyl on P01 Pads: \$195 List
- 94** Fixed upholstered arms in black vinyl on P01 Pads: \$165 List

## Seat height adjustment in inches

■ Standard Cylinder  
 ■ With seat slider, if different

	Mechanism	B <sup>(1)</sup>	E	K	F	P	S	T & Z	Y
80 mm	Low	18	14 ½	17 ½	16	17 ½	15	15	17
	High	21	17 ½	20 ½	19	20 ½	18	18	20
100 mm	Low	18 ¾	15 ½	18 ½	16 ¾	18 ½	16	16	18
	High	22 ¾	19 ½	22 ½	20 ¾	22 ½	20	20	22
120 mm	Low	19 ¾	16 ½	19 ½	17 ¾	19 ½	17	17	19 ½
	High	24 ¾	21 ½	24 ½	22 ¾	24 ½	22	22	24
140 mm	Low	N/A	17	20	18 ¼	20	17 ½	17 ½	20
	High	N/A	22 ¾	25 ¾	24	25 ¾	23 ¼	23 ¼	25 ¼
200 mm	Low	N/A	20	N/A	N/A	N/A	20 ½	N/A	N/A
	High	N/A	28	N/A	N/A	N/A	28 ½	N/A	N/A
250 mm	Low	N/A	23 ¾	N/A	N/A	N/A	24 ¼	N/A	N/A
	High	N/A	33 ¾	N/A	N/A	N/A	34 ¼	N/A	N/A

\*With seat slider, add 1" to the low and high measures  
 \*For NX and LX models, add 1" to the low and high measures  
 \*All measurements are ± ¼"  
 (1) Task and Executive chairs only. For Everest and Marathon, see Specifications on pages 50 & 51

# programs

## Regular fabric program

Please refer to the sample cards in the A.D.I. binder for the fabrics offered in the regular program. Each fabric is graded (letter **A, B, C...**) with corresponding price in the price book.

## Vinyl

Vinyl covers may be ordered for all ADI seating. ADI uses Naugahyde Spirit II® vinyl for single stitch covers (grade C) and double stitched covers (grade E). Single stitch covers are suitable for stacking chairs. Double stitched covers provide better tailoring and are recommended for all other chairs.

## Customer's Own Material Orders

C.O.M. orders must be written clearly and state the color and source of material. The quantity of material required for each model is shown in the price list for a 54"-wide piece of non-directional fabric (1,4 m). For all C.O.M. fabric, a 12" x 12" (305 x 305 mm) sample must be sent to A.D.I. for examination, acceptance and calculation of the quantity required for repeated pattern materials. (The distance of repetition of the pattern must be indicated lengthwise and widthwise).

The material must be clearly identified and be shipped prepaid, to **A.D.I.** (see location on page 1)

The order will be scheduled for production upon receipt. A.D.I. reserves the right to refuse any fabric that has not been approved beforehand.

The material provided must be in one piece, or a full hide in the case of leather. Use soft, pliable leather. Leather that is too stiff may be refused. Use Grade E prices for Customer Own Leather.

A.D.I. declines any responsibility for the quality and durability of any material that is not part of its carded program, whether the material is supplied by the customer or by A.D.I. (on specification by the customer). In all cases the delivery date will not be set until A.D.I. has received the material.

## Fabric ordering Service

A.D.I. offers its customers the possibility of ordering a fabric, sold by an A.D.I. approved supplier, but that is not in the regular program. Please check the 'Graded Fabric Program' on the web site for approved fabrics on A.D.I. products.

If not, the fabric must be sent beforehand to A.D.I. for approval, in the same manner as explained for C.O.M. fabric (see C.O.M. Orders).

## Fabrics ordered separately

A.D.I. offers to sell its customers regular and complementary fabrics at the following list prices:

Grade A: \$42/yd  
Grade B: \$48/yd  
Grade C: \$60/yd  
Grade D: \$73/yd  
Grade E: \$94/yd  
Grade F: \$123/yd  
Grade G: \$163/yd  
Leather: \$12/sf

Prices are F.O.B. factory and are subject to the \$50.00 minimum charge.

# replacement covers

Covers on most A.D.I. models can be replaced in the field or at the factory. When carried out in the field, we recommend that the replacement be done by an experienced service person. Prices are List, F.O.B. factory, and are for covers only.

Grade:	C.O.M. fabric							Leather
	A	B	C	D	E	F	G	
<b>Viva, Top, Desire, Flex, Sensaflex, Art Deco, Marathon, Ovation</b>								
Low Back	50	59	74	89	109	141	186	296
High Back	58	70	88	105	130	168	221	344
Director Back	91	106	128	150	180	228	294	428
Exec Back	100	116	139	163	195	246	317	476
Seat	66	79	99	119	146	189	250	388
<b>Next</b>								
Low Back	53	62	77	92	112	144	189	298
High Back	67	79	96	114	138	177	230	351
Exec Back	106	120	142	165	195	242	309	439
Seat	74	87	108	128	155	198	258	395
<b>Lynx</b>								
Low Back	64	74	89	104	124	156	201	307
High Back	79	90	108	126	150	188	242	360
Exec Back	117	132	154	176	206	254	320	448
Seat	86	99	119	139	167	210	270	404
<b>Malla, Tact, Voilà, Fan, Wave (seat)</b>								
Wave (back)	87	100	120	141	168	212	273	408
	91	106	128	150	180	228	294	428
<b>Everest</b>								
Back	115	132	158	184	219	274	351	465
Seat	120	138	164	191	228	285	365	484
<b>Scorpio</b>								
Low Back (back and seat)	117	140	175	210	258	333	438	782
Exec Back (back and seat)	146	175	221	266	327	424	560	921
<b>Magnum</b>								
Low Back (back and seat)	190	223	274	325	395	504	657	972
High Back (back and seat)	202	237	291	345	419	534	696	1004
Director Back (back and seat)	320	358	416	475	554	679	854	1202
<b>Miniflex, Onza</b>								
Regular back	52	62	77	92	113	146	192	
Handling Grip back	59	69	85	100	121	154	200	
Seat	52	62	77	92	113	146	192	
<b>Cat, Ocelot</b>								
Back Cat Only)	50	60	74	89	108	139	182	
Seat	61	73	91	108	132	170	223	
<b>Zest (seat)</b>								
	70	83	103	123	151	194	254	391
<b>Finesse</b>								
Seat	66	79	99	119	146	189	250	388
Back	91	106	128	150	180	228	294	428

# arm options

## Adjustable Arms



**01**  
Width/Height Adjustable,  
Standard Pad: \$120



**01S**  
Width/Height Adjustable,  
Standard Pad: \$120



**02**  
Width/Height Adjustable,  
Contoured Pad: \$140




**03**  
Width/Height Adjustable,  
Gel Pad: \$175



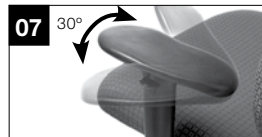
**04**  
Width/Height Adjustable,  
Gel Pad: \$175




**05**  
Width/Height Adjust. Swing Arm,  
Contoured Gel Pad: \$285



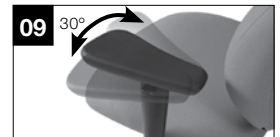
**06** 30°  
Pivoting Width/Height Adjustable,  
Standard Pad: \$180



**07** 30°  
Pivoting Width/Height Adjustable,  
Contoured Pad: \$200



**08** 30°  
Pivoting Width/Height Adjustable,  
Gel Pad: \$230



**09** 30°  
Pivoting Width/Height Adjust.,  
Contoured Gel Pad: \$230



**16**  
Folding Arm Width/Height  
Adjustable, Standard Pad: \$170



**17**  
Folding Arm Width/Height  
Adjustable, Contoured Pad: \$190



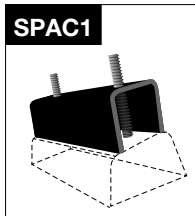
**18**  
Folding Arm Width/Height  
Adjustable, Gel Pad: \$220



**96**  
Multi-Fonction,  
Urethane Pad: \$175



**96G**  
Multi-Fonction,  
Gel Pad: \$190



**SPAC1**  
Adjustable Arm  
Lowering Block: 22\$ (pair)

## Arm Pads



**P01**  
Standad Pad, Each: \$25



**P02**  
Contoured Pad, Each: \$38



**P03**  
Gel Pad, Each: \$48



**P04**  
Gel Pad, Each: \$58

## Fixed Arms

Upholstered Arms: Fabric is Same as Chair



**26**  
Fixed Arms,  
Urethane Armrest: \$185



**27**  
Fixed Arms,  
Urethane Armrest: \$125




**28**  
Fixed Black Tubular Arm,  
Urethane Armrest: \$120,  
chromed **28C**: \$170



**29**  
Fixed Black Aluminum Arms,  
Urethane Armrests: \$180,  
Polished Aluminum **29P**: \$180



**30**  
Fixed Arms,  
Urethane Armrest: \$115



**40**  
Fixed Arms,  
PVC Armrest: \$115



**60**  
Fixed Aluminum Arm: \$145



**66**  
Fixed Black Arm,  
PVC Armrest: \$55



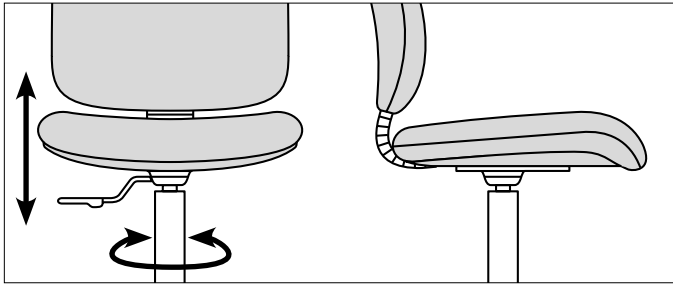
**70**  
Fixed Arms,  
Urethane Armrest: \$115



**91**  
Fixed T Arms, Standard Pad: \$70

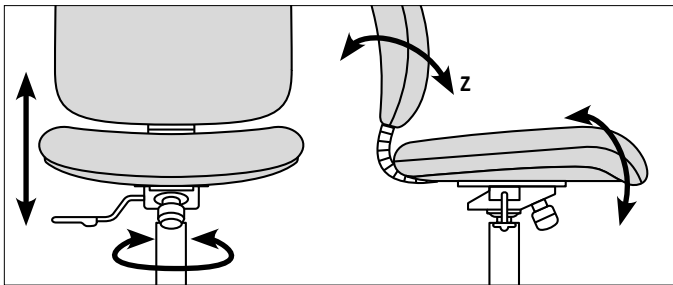


# mechanical functions



## S – Swivel

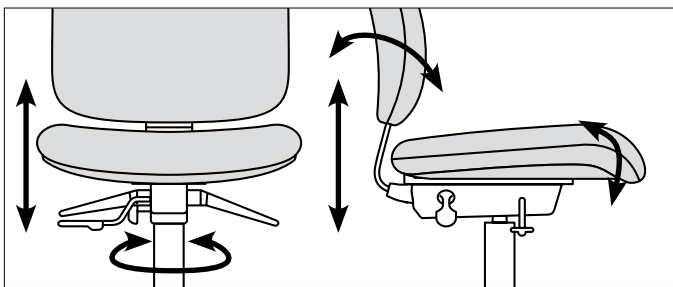
- swivels 360°
- gas lift seat height
- fixed backrest



## T – Swivel-Tilt

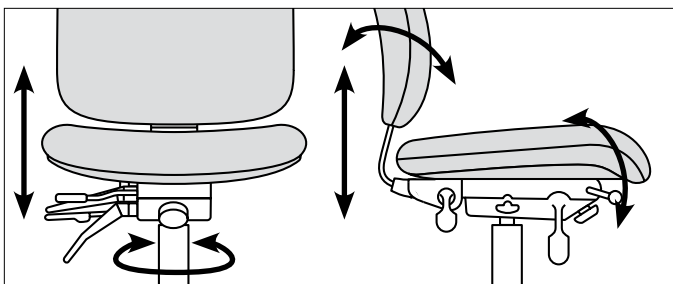
## Z – Synchro-tilt 2 to 1

- swivels 360°
- 0° tilt lock
- gas lift seat height
- T - free rear tilt, center pivot: 16°
- Z - free rear synchronized tilt, backrest-seat 2 for 1: 16° total
- fixed backrest



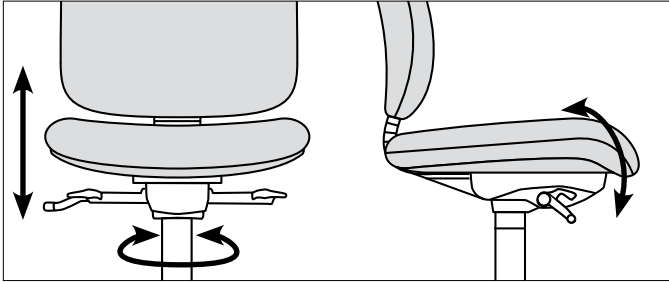
## E – Ergo 3 Paddles Independent, shown here with the Ratchet Back Option

- swivels 360°
- gas lift seat height
- locking seat tilt adjustment: front 7°; rear 5°
- backrest tilt angle adjustment: 19° total front to rear
- backrest height adjustment: 3/4" (95 mm)



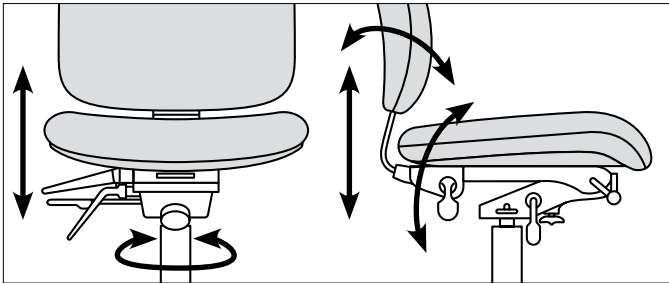
## F – Multi-Function, Center-Tilt, shown here with the Ratchet Back Option

- swivels 360°
- gas lift seat height
- free front and rear tilt, center pivot: front 6°; rear 20°
- all position seat tilt lock and 0° stop
- backrest tilt angle adjustment: 19° total front to rear
- backrest height adjustment: 3/4" (95 mm), N/A on Voilà, Tact, Fan, Wave and Malla Chairs



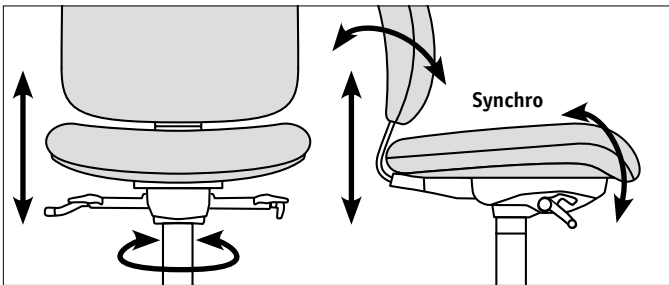
**K – Knee-Tilt**

- swivels 360°
- gas lift seat height
- free rear knee-tilt, front pivot: 16°
- 6 position seat tilt lock
- fixed backrest



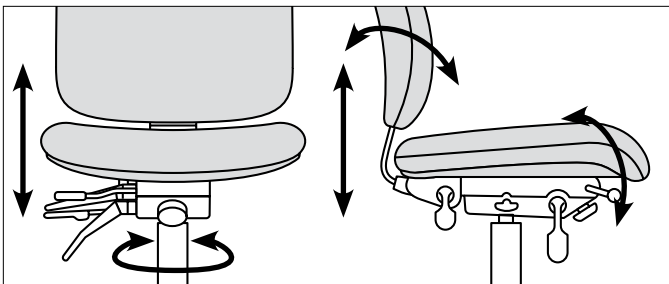
**P – Multi-Function, Knee-Tilt, shown here with the Ratchet Back Option**

- swivels 360°
- gas lift seat height
- free rear and front knee-tilt, rear: 19°, front: 6°
- all position seat tilt lock and 0° stop
- backrest tilt angle adjustment: 19° total front to rear
- backrest height adjustment: 3/4" (95 mm), N/A on Voilà, Tact, Fan, Wave and Malla Chairs



**Y – Synchro-Tilt 2 to 1, Ratchet Back**

- swivels 360°
- gas lift seat height
- free rear synchronized tilt, backrest-seat 2 for 1: backrest 6° forward, 20° backward; seat 5° forward, 9° backward
- 6 position seat tilt lock and 0° stop
- ratchet backrest height adjustment: 3/4" (95 mm), N/A on Voilà, Tact, Fan, Wave and Malla Chairs



**B – Heavy Duty Multi-Function, Center-Tilt Ratchet Back**

- swivels 360°
- gas lift seat height
- free front and rear tilt, center pivot: front 6°; rear 20°
- all position seat tilt lock and 0° stop
- backrest tilt angle adjustment: 19° total front to rear
- backrest height adjustment: 3/4" (95 mm), N/A on Voilà, Tact, Fan, Wave and Malla Chairs

# reflex - quick ship program

ADI's Reflex is a 72 hour quick ship program of up to 20 chairs selected from the task/ergonomic and stacking series, in a variety of 30 fabric colors from 6 different patterns. To order, add 'Reflex' in front of the product code. Please refer to the product page for prices. See our Reflex fabric card for available pattern and colors.

Series	Model no.	Description	Page
<b>Viva</b>	VI-L, VI-H	Low and High back	11
	VI-D	Director back	12
	VI-L-2, VI-H-2	Cantilever Base	13
<b>Top</b>	TP-L, TP-H	Low and High back	14
	TP-D	Director back	15
	TP-L-2, TP-H-2	Cantilever Base	16
<b>Next</b>	NX-L, NX-H	Low and High back	17
	NX-E	Executive Back	18
	NX-L-2, NX-H-2	Cantilever Base	19
<b>Desire</b>	DR-L, DR-H	Low and High back	20
	DR-D, DR-E	Director and Exec back	21
	DR-L-2, DR-H-2	Cantilever Base	23
<b>Flex</b>	FX-L, FX-H	Low and High back	24
	FX-D, FX-E	Director and Exec back	25
	FX-L-2, FX-H-2	Cantilever Base	27
<b>Sensaflex</b>	SA-L, SA-H	Low and High back	28
	SA-D, SA-E	Director and Exec back	29
	SA-L-2, SA-H-2	Cantilever Base	31
<b>Art Deco</b>	AD-L, AD-H	Low and High back	32
	AD-D	Director back	33
	AD-L-2, AD-H-2	Cantilever Base	34
<b>Lynx</b>	LX-L, LX-H	Low and High back	35
	LX-E	Executive Back	36
	LX-L-2	Cantilever Base	37

Series	Model no.	Description	Page
<b>Fan</b>	FN-H	High back	38
	FN-H-2	Cantilever Base	39
<b>Tact</b>	TA-L, TA-H	Low and High back	40
	TA-D	Director back	41
	TA-L-2, TA-H-2	Cantilever Base	42
<b>Wave</b>	WE-H	High back	44
	WE-H-2	Cantilever Base	45
<b>Malla</b>	ML-H	High back	46
	ML-H-2	Cantilever Base	47
<b>Voilà</b>	VO-L, VO-H	Low and High back	48
	VO-E	Executive Back	49
	VO-L-2, VO-H-2	Cantilever Base	50
<b>Ovation</b>	OV-H, OV-D	High back and Director back	54
<b>Penta</b>	PN-4	4 leg base	58
<b>Arriva</b>	AV-4	4 leg base	60
<b>Onza</b>	OZ-4	4 leg base	64
<b>Miniflex</b>	MX-2, MX-4	Sled and 4 leg base	65
<b>Cat</b>	CA-2, CA-4	Sled and 4 leg base	66
<b>Ocelot</b>	OC-4	4 leg base	67

- any mechanism • separate seat and back (no monoshells) • black finish only
- black knit only on Voilà and Tact chairs • black and grey mesh on Malla and Fan chair

## AVAILABLE OPTIONS

Adjustable Arm Options	Code	List price
Width/Height Adjustable, Standard Pad	<b>01</b>	\$120
Width/Height Adjustable, S Pad	<b>01S</b>	\$120
Width/Height Adjustable, Contoured Pad	<b>02</b>	\$140
Width/Height Adjustable, Gel Pad	<b>03</b>	\$175
Width/Height Adjustable, Contoured Gel pad	<b>04</b>	\$175
Pivoting Width/Height Adjustable, Standard Pad	<b>06</b>	\$180
Pivoting Width/Height Adjustable, Contoured Pad	<b>07</b>	\$200
Pivoting Width/Height Adjustable, Gel Pad	<b>08</b>	\$230
Pivoting Width/Height Adjust., Contoured Gel Pad	<b>09</b>	\$230
Multi-Function, Urethane Pad	<b>96</b>	\$175
Multi-Function, Gel Pad	<b>96G</b>	\$190
Front/Back Slider on Adjustable Arms Only	<b>FB</b>	\$40
Seat Options	Code	List price
Large Seat, (where available)	<b>L</b>	\$20
Small Seat, (where available)	<b>S</b>	N/C
Sliding Seat Pan	<b>SS</b>	\$60
Articulated Seat Pan, N/A on S Seats	<b>AS</b>	\$35
Pressure Sens. Foam, Reg. & L Seats	<b>PS</b>	\$80
Cylinder/Mechanism Options (see chart on page 4)	Code	List price
Manual Lift	<b>ML</b>	N/C
80 mm Cylinder	<b>80</b>	N/C
100 mm Cylinder	<b>100</b>	N/C
120 mm Cylinder	<b>120</b>	N/C
Drafting Kit 8" Stroke, E,S Mech., L&H Backs Only	<b>200</b>	\$120
Drafting Kit 10" Stroke, E,S Mech., L&H Backs Only	<b>250</b>	\$120

Fixed Arm Options / Task Chairs	Code	List price
Fixed Arms, Urethane Armrest	<b>26</b>	\$185
Fixed Arms, Urethane Armrest	<b>27</b>	\$125
Fixed Black Tubular Arm, Urethane Armrest	<b>28</b>	\$120
Fixed Arms, Urethane Armrest	<b>30</b>	\$115
Fixed Arms, Urethane Armrest	<b>40</b>	\$115
Fixed Arms, Urethane Armrest	<b>70</b>	\$115
Fixed T Arms, Standard Pad	<b>91</b>	\$70
Fixed Arm Options / Stacking Chairs	Code	List price
Penta Fixed Arms, Black	<b>50</b>	\$25
Arriva Fixed Arms, Dark Grey	<b>50DG</b>	\$35
Arriva Fixed Arms, Light Grey	<b>50LG</b>	\$35
Onza, Miniflex, Cat, Ocelot,		
Fixed Arms, Urethane Armrest	<b>52</b>	\$57
Back Options / Task Chairs	Code	List price
Air Lumbar	<b>LU</b>	\$85
Ratchet back, Standard on Y Mechanism	<b>RB</b>	\$70
Base/Casters Options	Code	List price
Polished Aluminum Base	<b>AL</b>	\$90
Hard Surface Casters	<b>SW</b>	\$12
Glides	<b>GL</b>	\$10

# v i v a Task chair

**To Order:** Choose a back size and mechanism and any options from left to right and then add the fabric name and color number. **An example: VI-H-F-01-SS-120-Cornerstone-Black:** Viva High Back, Multi-Function Mechanism, 01 Arms, Seat Slider, 120 mm Cylinder.



VI-L-T-96

VI-H-F-96-SS-RB

## Specifications

Steel construction and Suspension technique.  
1 ¾" high-density foam on backrest and seat  
Fabric (or leather) cover with zipper, replaceable in the field.  
All components finished in black.

Backrest height and width:

Low backrest (L):	18"H x 17 ½"W (457 x 445 mm)
High backrest (H):	22"H x 17 ½"W (560 x 445 mm)
Director backrest (D):	26"H x 17 ½"W (660 x 445 mm)
Seat depth:	19" (483 mm)
Seat width:	19 ½" (495 mm)

### Low backrest



Code	Description	Grade:	C.O.M. fabric						Leather	
			A	B	C	D	E	F		G
VI-L-S	Swivel		386	405	435	465	506	572	660	935
VI-L-T	Swivel-Tilt, 0 degree tilt-lock		417	436	466	496	537	603	691	966
VI-L-E	Ergo 3 Paddles		453	472	502	532	573	639	727	1002
VI-L-F	Multi-Funct., Center Tilt, Infinite Lock		469	488	518	548	589	655	743	1018
VI-L-K	Knee-Tilt		550	569	599	629	670	736	824	1099
VI-L-Y	Synchro-tilt 2 to 1, Ratchet Back		578	597	627	657	698	764	852	1127
VI-L-P	Multi-Function, Knee-Tilt		669	688	718	748	789	855	943	1218
VI-L-B	24/7, Multi-Function, Ctr Tilt, Ratchet Back		828	847	877	907	948	1014	1102	1377

24"W x 23 ¾"D x 35"H (610 x 603 x 889 mm) / C.O.M. fabric: 1.25 yd (1.15 m) Leather: 25 ft<sup>2</sup> (2.4 m<sup>2</sup>)

### High backrest



VI-H-S	Swivel		405	428	464	500	549	628	734	1018
VI-H-T	Swivel-Tilt, 0 degree tilt-lock		436	459	495	531	580	659	765	1049
VI-H-E	Ergo 3 Paddles		472	495	531	567	616	695	801	1085
VI-H-F	Multi-Funct., Center Tilt, Infinite Lock		488	511	547	583	632	711	817	1101
VI-H-K	Knee-Tilt		569	592	628	664	713	792	898	1182
VI-H-Y	Synchro-tilt 2 to 1, Ratchet Back		597	620	656	692	741	820	926	1210
VI-H-P	Multi-Function, Knee-Tilt		688	711	747	783	832	911	1017	1301
VI-H-B	24/7, Multi-Function, Ctr Tilt, Ratchet Back		847	870	906	942	991	1070	1176	1460

24"W x 23 ¾"D x 39"H (610 x 603 x 991 mm) / C.O.M. fabric: 1.4 yd (1.26 m) Leather: 27 ft<sup>2</sup> (2.6 m<sup>2</sup>)

## OPTIONS

### Adjustable Arm Options

Code	List price
01	\$120
01S	\$120
02	\$140
03	\$175
04	\$175
05	\$285
06	\$180
07	\$200
08	\$230
09	\$230
96	\$175
96G	\$190
FB	\$40

### Seat Options

Code	List price
L	\$20
S	N/C
SS	\$60
AS	\$35
PS	\$80

### Base/Casters Options

Code	List price
AL	\$90
BAL	\$105
HAL	\$95
HBL	N/C
SW	\$12
GL	\$10
IC	\$44

### Fixed Arm Options

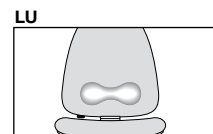
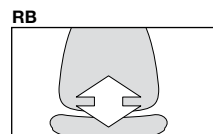
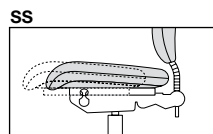
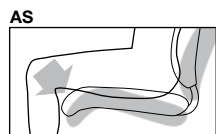
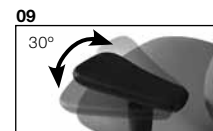
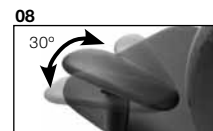
Code	List price
26	\$185
27	\$125
28	\$120
28C	\$170
30	\$115
40	\$115
60	\$145
70	\$115
91	\$70

### Back Options

Code	List price
LU	\$85
RB	\$70
HRB	\$27

### Cylinder/Mechanism Options (see chart on page 4)

Code	List price
ML	N/C
80	N/C
100	N/C
120	N/C
140	\$25
200	\$120
250	\$120
FFR	\$20



**To Order:** Choose a back size and mechanism and any options from left to right and then add the fabric name and color. **An example: VI-D-F-01-SS-120-Cornerstone-Black:** Viva Director Back, Multi-Function Mechanism, 01 Arms, Seat Slider, 120 mm Cylinder.



VI-D-F-26-SS

**Specifications**

Steel construction and Suspension technique.  
 1 3/4" high-density foam on backrest and seat  
 Fabric (or leather) cover with zipper, replaceable in the field.  
 All components finished in black.  
 Backrest height and width:  
 Low backrest (L): 18"H x 17 1/2"W (457 x 445 mm)  
 High backrest (H): 22"H x 17 1/2"W (560 x 445 mm)  
 Director backrest (D): 26"H x 17 1/2"W (660 x 445 mm)  
 Seat depth: 19" (483 mm)  
 Seat width: 19 1/2" (495 mm)

Director backrest



Code	Description	Grade:	C.O.M. fabric							Leather
			A	B	C	D	E	F	G	
VI-D-S	Swivel		442	467	505	543	595	678	790	1105
VI-D-T	Swivel-Tilt, 0 degree tilt-lock		503	528	566	604	656	739	851	1166
VI-D-E	Ergo 3 Paddles		509	534	572	610	662	745	857	1172
VI-D-F	Multi-Funct., Center Tilt, Infinite Lock		525	550	588	626	678	761	873	1188
VI-D-K	Knee-Tilt		606	631	669	707	759	842	954	1269
VI-D-Y	Synchro-tilt 2 to 1		634	659	697	735	787	870	982	1297
VI-D-P	Multi-Function, Knee-Tilt		695	720	758	796	848	931	1043	1358
VI-D-B	24/7, Multi-Function, Center Tilt		864	889	927	965	1017	1100	1212	1527

24"W x 23 3/4"D x 43"H (610 x 603 x 1092 mm) / C.O.M. fabric: 1.5 yd (1.36 m) Leather: 30 ft<sup>2</sup> (2.9 m<sup>2</sup>)

**OPTIONS**

Adjustable Arm Options	Code	List price
Width/Height Adjustable, Standard Pad	01	\$120
Width/Height Adjustable, S Pad	01S	\$120
Width/Height Adjustable, Contoured Pad	02	\$140
Width/Height Adjustable, Gel Pad	03	\$175
Width/Height Adjustable, Contoured Gel pad	04	\$175
Width/Height Adjust. Swing Arm, Contoured Gel Pad	05	\$285
Pivoting Width/Height Adjustable, Standard Pad	06	\$180
Pivoting Width/Height Adjustable, Contoured Pad	07	\$200
Pivoting Width/Height Adjustable, Gel Pad	08	\$230
Pivoting Width/Height Adjust., Contoured Gel Pad	09	\$230
Multi-Function, Urethane Pad	96	\$175
Multi-Function, Gel Pad	96G	\$190
Front/Back Slider on Adjustable Arms Only	FB	\$40

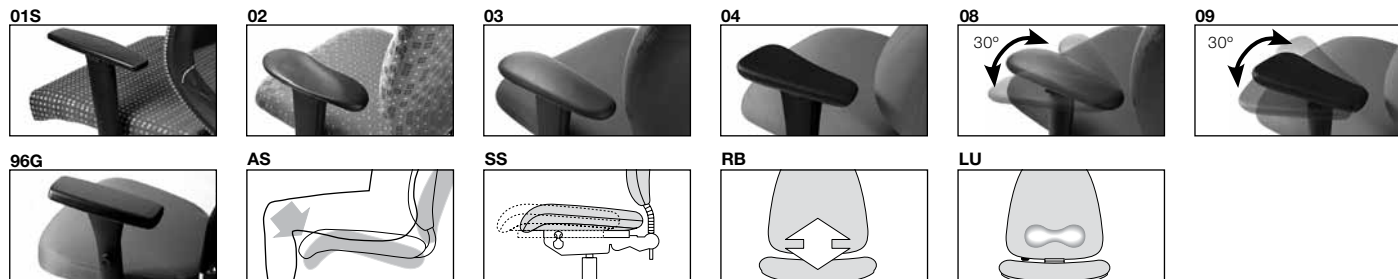
Seat Options	Code	List price
Large Seat, 21"W x 20"D	L	\$20
Small Seat, 19 1/2"W x 18"D	S	N/C
Sliding Seat Pan	SS	\$60
Articulated Seat Pan, N/A on S	AS	\$35
Pressure Sens. Foam, Reg. & L Seats	PS	\$80

Cylinder/Mechanism Options (see chart on page 4)	Code	List price
Manual Lift	ML	N/C
80 mm Cylinder	80	N/C
100 mm Cylinder	100	N/C
120 mm Cylinder	120	N/C
140 mm Cylinder	140	\$25

Fixed Arm Options	Code	List price
Fixed Arms, Urethane Armrest	26	\$185
Fixed Arms, Urethane Armrest	27	\$125
Fixed Black Tubular Arm, Urethane Armrest	28	\$120
Fixed Chromed Tubular Arm, Urethane Armrest	28C	\$170
Fixed Arms, Urethane Armrest	30	\$115
Fixed Arms, Urethane Armrest	40	\$115
Fixed Aluminum Arm	60	\$145
Fixed Arms, Urethane Armrest	70	\$115
Fixed T Arms, Standard Pad	91	\$70

Back Options	Code	List price
Air Lumbar	LU	\$85
Ratchet back, Standard on Y Mechanism	RB	\$70
High Ratchet Back Bar +2"	HRB	\$27

Base/Casters Options	Code	List price
Polished Aluminum Base	AL	\$90
Black Aluminum Base	BAL	\$105
High Hub Aluminum Base	HAL	\$95
High Hub Black Resin Base	HBL	N/C
Hard Surface Casters	SW	\$12
Glides	GL	\$10
3" Heavy Duty Casters, Std on Everest and Marathon	IC	\$44





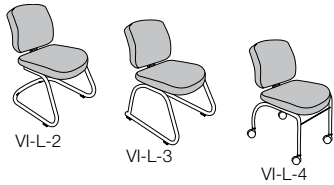
VI-L-2

VI-H-4-26

**Specifications**

Steel construction and Suspension technique.  
 1 3/4" high-density foam on backrest and seat  
 Fabric (or leather) cover with zipper, replaceable in the field.  
 All components finished in black.  
 Backrest height and width:  
 Low backrest (L): 18"H x 17 1/2"W (457 x 445 mm)  
 High backrest (H): 22"H x 17 1/2"W (560 x 445 mm)  
 Director backrest (D): 26"H x 17 1/2"W (660 x 445 mm)  
 Seat depth: 19" (483 mm)  
 Seat width: 19 1/2" (495 mm)

**Low backrest**



VI-L-2

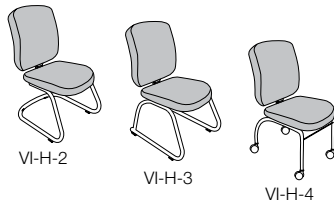
VI-L-3

VI-L-4

Code	Description	Grade:	C.O.M. fabric							Leather
			A	B	C	D	E	F	G	
VI-L-2	Cantilever Base on Glides		390	409	439	469	510	576	664	939
VI-L-3	Sled Base with Glides		390	409	439	469	510	576	664	939
VI-L-4	4 Leg Base on Casters		390	409	439	469	510	576	664	939

24"W x 23 3/4"D x 35"H (610 x 603 x 889 mm) / C.O.M. fabric: 1.25 yd (1.15 m) Leather: 25 ft<sup>2</sup> (2.4 m<sup>2</sup>)

**High backrest**



VI-H-2

VI-H-3

VI-H-4

Code	Description	Grade:	C.O.M. fabric							Leather
			A	B	C	D	E	F	G	
VI-H-2	Cantilever Base on Glides		407	430	466	502	551	630	736	1020
VI-H-3	Sled Base with Glides		407	430	466	502	551	630	736	1020
VI-H-4	4 Leg Base on Casters		407	430	466	502	551	630	736	1020

24"W x 23 3/4"D x 39"H (610 x 603 x 991 mm) / C.O.M. fabric: 1.4 yd (1.26 m) Leather: 27 ft<sup>2</sup> (2.6 m<sup>2</sup>)

**OPTIONS**

**Fixed Arm Options**

	Code	List price
Fixed Arms, Urethane Armrest	26	\$185
Fixed Arms, Urethane Armrest	27	\$125
Fixed Black Tubular Arm, Urethane Armrest	28	\$120
Fixed Chromed Tubular Arm, Urethane Armrest	28C	\$170
Fixed Arms, Urethane Armrest	30	\$115
Flip Up Tablet Arm, Left	33	\$215
Flip Up Tablet Arm, Right	34	\$215
Fixed Arms, Urethane Armrest	40	\$115
Fixed Aluminum Arm	60	\$145
Fixed Arms, Urethane Armrest	70	\$115
Fixed T Arms, Standard Pad	91	\$70

**Seat Options**

	Code	List price
Large Seat, 21"W x 20"D	L	\$20
Articulated Seat Pan	AS	\$35
Pressure Sens. Foam, Reg. & L Seats	PS	\$80

**Finish Options**

	Code	List price
Chrome	C	\$60

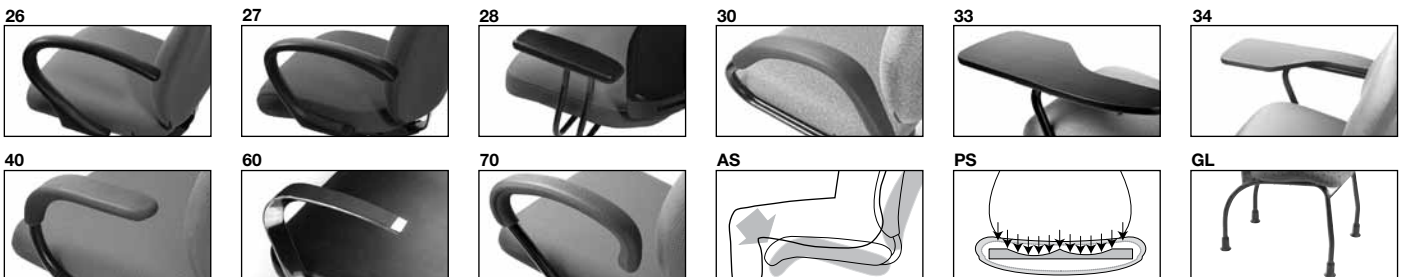
**Laminate Options Tablet Arm**

	Code	List price
Black Laminate Tablet Arm	BLL	N/C

*Other tablet arm laminates available upon request*

**Base/Casters Options**

	Code	List price
Hard Surface Casters	SW	\$12
Glides	GL	\$10





# top Task chair

**To Order:** Choose a back size and mechanism and any options from left to right and then add the fabric name and color number. **An example: TP-H-F-01-SS-120-Theory Lime:** Top High Back, Multi-Function Mechanism, 01 Arms, Seat Slider, 120 mm Cylinder.



TP-L-E-01



TP-H-E-40

## Specifications

Steel construction and Suspension technique.  
 1" medium-density foam on backrest.  
 1¼" medium-density foam on seat.  
 Fabric cover with zipper, replaceable in the field.  
 All components finished in black.  
 Backrest height and width:  
 Low backrest (L): 16"H x 17"W (406 x 432 mm)  
 High backrest (H): 21"H x 17"W (533 x 432 mm)  
 Director backrest (D): 27"H x 17"W (686 x 432 mm)  
 Seat depth: 19" (483 mm)  
 Seat width: 20" (508 mm)

### Low backrest



Code	Description	Grade:	C.O.M. fabric						Leather	
			A	B	C	D	E	F		G
TP-L-S	Swivel		368	387	417	447	488	554	642	864
TP-L-T	Swivel-Tilt, 0 degree tilt-lock		399	418	448	478	519	585	673	895
TP-L-E	Ergo 3 Paddles		435	454	484	514	555	621	709	931
TP-L-F	Multi-Funct., Center Tilt, Infinite Lock		451	470	500	530	571	637	725	947
TP-L-K	Knee-Tilt		532	551	581	611	652	718	806	1028
TP-L-Y	Synchro-tilt 2 to 1, Ratchet Back		560	579	609	639	680	746	834	1056
TP-L-P	Multi-Function, Knee-Tilt		621	640	670	700	741	807	895	1117
TP-L-B	24/7, Multi-Function, Center Tilt, Ratchet Back		810	829	859	889	930	996	1084	1306

24"W x 24½"D x 33½"H (610 x 622 x 850 mm) / C.O.M. fabric: 1.35 yd (1,25 m), Leather: 26 ft² (2,42 m²)

### High backrest



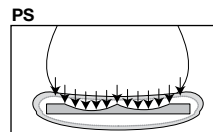
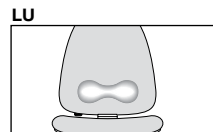
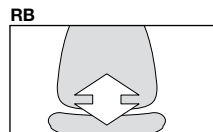
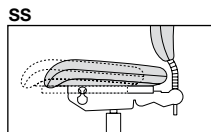
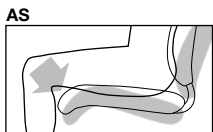

TP-H-S	Swivel		379	402	438	474	523	602	708	930
TP-H-T	Swivel-Tilt, 0 degree tilt-lock		410	433	469	505	554	633	739	961
TP-H-E	Ergo 3 Paddles		446	469	505	541	590	669	775	997
TP-H-F	Multi-Funct., Center Tilt, Infinite Lock		462	485	521	557	606	685	791	1013
TP-H-K	Knee-Tilt		543	566	602	638	687	766	872	1094
TP-H-Y	Synchro-tilt 2 to 1, Ratchet Back		571	594	630	666	715	794	900	1122
TP-H-P	Multi-Function, Knee-Tilt		632	655	691	727	776	855	961	1183
TP-H-B	24/7, Multi-Function, Center Tilt, Ratchet Back		821	844	880	916	965	1044	1150	1372

24"W x 23¾"D x 38½"H (610 x 603 x 980 mm) / C.O.M. fabric: 1.45 yd (1,35 m), Leather: 28 ft² (2,6 m²)

## OPTIONS

Adjustable Arm Options	Code	List price
Width/Height Adjustable, Standard Pad	01	\$120
Width/Height Adjustable, S Pad	01S	\$120
Width/Height Adjustable, Contoured Pad	02	\$140
Width/Height Adjustable, Gel Pad	03	\$175
Width/Height Adjustable, Contoured Gel pad	04	\$175
Width/Height Adjust. Swing Arm, Contoured Gel Pad	05	\$285
Pivoting Width/Height Adjustable, Standard Pad	06	\$180
Pivoting Width/Height Adjustable, Contoured Pad	07	\$200
Pivoting Width/Height Adjustable, Gel Pad	08	\$230
Pivoting Width/Height Adjust., Contoured Gel Pad	09	\$230
Multi-Function, Urethane Pad	96	\$175
Multi-Function, Gel Pad	96G	\$190
Front/Back Slider on Adjustable Arms Only	FB	\$40
Seat Options	Code	List price
Large Seat, 21"W x 20"D	L	\$20
Small Seat, 19 ½"W x 18"D	S	N/C
Sliding Seat Pan	SS	\$60
Articulated Seat Pan, N/A on S	AS	\$35
Pressure Sens. Foam, Reg. & L Seats	PS	\$80
Base/Casters Options	Code	List price
Polished Aluminum Base	AL	\$90
Black Aluminum Base	BAL	\$105
High Hub Aluminum Base	HAL	\$95
High Hub Black Resin Base	HBL	N/C
Hard Surface Casters	SW	\$12
Glides	GL	\$10
3" Heavy Duty Casters, Std on Everest and Marathon	IC	\$44

Fixed Arm Options	Code	List price
Fixed Arms, Urethane Armrest	26	\$185
Fixed Arms, Urethane Armrest	27	\$125
Fixed Black Tubular Arm, Urethane Armrest	28	\$120
Fixed Chromed Tubular Arm, Urethane Armrest	28C	\$170
Fixed Arms, Urethane Armrest	30	\$115
Fixed Arms, Urethane Armrest	40	\$115
Fixed Aluminum Arm	60	\$145
Fixed Arms, Urethane Armrest	70	\$115
Fixed T Arms, Standard Pad	91	\$70
Back Options	Code	List price
Air Lumbar	LU	\$85
Ratchet back, Standard on Y Mechanism	RB	\$70
High Ratchet Back Bar +2"	HRB	\$27
Cylinder/Mechanism Options (see chart on page 4)	Code	List price
Manual Lift	ML	N/C
80 mm Cylinder	80	N/C
100 mm Cylinder	100	N/C
120 mm Cylinder	120	N/C
140 mm Cylinder	140	\$25
Drafting Kit 8" Stroke, E,S Mech., L&H Backs Only	200	\$120
Drafting Kit 10" Stroke, E,S Mech., L&H Backs Only	250	\$120
12" Fixed Footrest, E,S Mec. w/250 cyl. Only	FFR	\$20



# top Task chair



TP-D-E-03

## Director backrest



**To Order:** Choose a back size and mechanism and any options from left to right and then add the fabric name and color number. **An example: TP-D-F-01-SS-120-Theory Lime:** Top Director Back, Multi-Function Mechanism, 01 Arms, Seat Slider, 120 mm Cylinder.

### Specifications

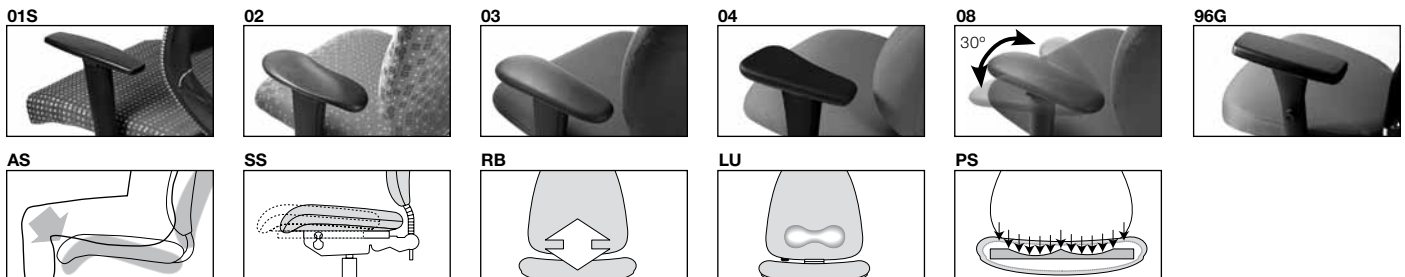
Steel construction and Suspension technique.  
 1" medium-density foam on backrest.  
 1¼" medium-density foam on seat.  
 Fabric cover with zipper, replaceable in the field.  
 All components finished in black.  
 Backrest height and width:  
 Low backrest (L): 16"H x 17"W (406 x 432 mm)  
 High backrest (H): 21"H x 17"W (533 x 432 mm)  
 Director backrest (D): 27"H x 17"W (686 x 432 mm)  
 Seat depth: 19" (483 mm)  
 Seat width: 20" (508mm)

Code	Description	Grade:	C.O.M. fabric							Leather
			A	B	C	D	E	F	G	
TP-D-S	Swivel		448	473	512	551	604	689	805	1059
TP-D-T	Swivel-Tilt, 0 degree tilt-lock		509	534	573	612	665	750	866	1120
TP-D-E	Ergo 3 Paddles		515	540	579	618	671	756	872	1126
TP-D-F	Multi-Funct., Center Tilt, Infinite Lock		531	556	595	634	687	772	888	1142
TP-D-K	Knee-Tilt		612	637	676	715	768	853	969	1223
TP-D-Y	Synchro-tilt 2 to 1, Ratchet Back		640	665	704	743	796	881	997	1251
TP-D-P	Multi-Function, Knee-Tilt		701	726	765	804	857	942	1058	1312
TP-D-B	24/7, Multi-Function, Center Tilt, Ratchet Back		870	895	934	973	1026	1111	1227	1481

24"W x 23¾"D x 45"H (610 x 603 x 1140 mm) / C.O.M. fabric: 1.7 yd (1,55 m) Leather: 32 ft² (3 m²)

## OPTIONS

Adjustable Arm Options			Fixed Arm Options		
Code	List price		Code	List price	
01	\$120	Width/Height Adjustable, Standard Pad	26	\$185	Fixed Arms, Urethane Armrest
01S	\$120	Width/Height Adjustable, S Pad	27	\$125	Fixed Arms, Urethane Armrest
02	\$140	Width/Height Adjustable, Contoured Pad	28	\$120	Fixed Black Tubular Arm, Urethane Armrest
03	\$175	Width/Height Adjustable, Gel Pad	28C	\$170	Fixed Chromed Tubular Arm, Urethane Armrest
04	\$175	Width/Height Adjustable, Contoured Gel pad	30	\$115	Fixed Arms, Urethane Armrest
05	\$285	Width/Height Adjust. Swing Arm, Contoured Gel Pad	40	\$115	Fixed Arms, Urethane Armrest
06	\$180	Pivoting Width/Height Adjustable, Standard Pad	60	\$145	Fixed Aluminum Arm
07	\$200	Pivoting Width/Height Adjustable, Contoured Pad	70	\$115	Fixed Arms, Urethane Armrest
08	\$230	Pivoting Width/Height Adjustable, Gel Pad	91	\$70	Fixed T Arms, Standard Pad
09	\$230	Pivoting Width/Height Adjust., Contoured Gel Pad			
96	\$175	Multi-Function, Urethane Pad	Back Options		
96G	\$190	Multi-Function, Gel Pad	LU	\$85	Air Lumbar
FB	\$40	Front/Back Slider on Adjustable Arms Only	RB	\$70	Ratchet back, Standard on Y Mechanism
			HRB	\$27	High Ratchet Back Bar +2''
Seat Options			Base/Casters Options		
Code	List price		Code	List price	
L	\$20	Large Seat, 21"W x 20"D	AL	\$90	Polished Aluminum Base
S	N/C	Small Seat, 19 ½"W x 18"D	BAL	\$105	Black Aluminum Base
SS	\$60	Sliding Seat Pan	HAL	\$95	High Hub Aluminum Base
AS	\$35	Articulated Seat Pan, N/A on S	HBL	N/C	High Hub Black Resin Base
PS	\$80	Pressure Sens. Foam, Reg. & L Seats	SW	\$12	Hard Surface Casters
Cylinder/Mechanism Options (see chart on page 4)			GL	\$10	Glides
Code	List price		IC	\$44	3" Heavy Duty Casters, Std on Everest and Marathon
ML	N/C	Manual Lift			
80	N/C	80 mm Cylinder			
100	N/C	100 mm Cylinder			
120	N/C	120 mm Cylinder			
140	\$25	140 mm Cylinder			



task/ergonomic



**To Order:** Choose a back size and any options from left to right and then add the fabric name and color number. **An example: TP-H-2-40-Theory Lime:** Top Cantilever Base, High Back, 40 Arms.



TP-L-2-40

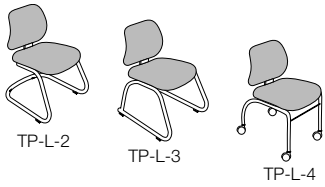


TP-L-4

**Specifications**

Steel construction and Suspension technique.  
 1" medium-density foam on backrest.  
 1¼" medium-density foam on seat.  
 Fabric cover with zipper, replaceable in the field.  
 All components finished in black.  
 Backrest height and width:  
 Low backrest (L): 16"H x 17"W (406 x 432 mm)  
 High backrest (H): 21"H x 17"W (533 x 432 mm)  
 Seat depth: 19" (483 mm)  
 Seat width: 20" (508mm)

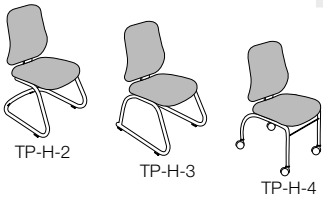
**Low backrest**



Code	Description	Grade:	C.O.M. fabric							Leather
			A	B	C	D	E	F	G	
TP-L-2	Cantilever Base on Glides		352	371	401	431	472	538	626	848
TP-L-3	Sled Base with Glides		352	371	401	431	472	538	626	848
TP-L-4	4 Leg Base on Casters		352	371	401	431	472	538	626	848

24"W x 24½"D x 33½"H (610 x 622 x 850 mm) / C.O.M. fabric: 1.35 yd (1,25 m), Leather: 26 ft² (2.42 m²)

**High backrest**



Code	Description	Grade:	C.O.M. fabric							Leather
			A	B	C	D	E	F	G	
TP-H-2	Cantilever Base on Glides		362	385	421	457	506	585	691	913
TP-H-3	Sled Base with Glides		362	385	421	457	506	585	691	913
TP-H-4	4 Leg Base on Casters		362	385	421	457	506	585	691	913

24"W x 23¾"D x 38½"H (610 x 603 x 980 mm) / C.O.M. fabric: 1.45 yd (1,35 m), Leather: 28 ft² (2.6 m²)

**OPTIONS**

**Fixed Arm Options**

	Code	List price
Fixed Arms, Urethane Armrest	26	\$185
Fixed Arms, Urethane Armrest	27	\$125
Fixed Black Tubular Arm, Urethane Armrest	28	\$120
Fixed Chromed Tubular Arm, Urethane Armrest	28C	\$170
Fixed Arms, Urethane Armrest	30	\$115
Flip Up Tablet Arm, Left	33	\$215
Flip Up Tablet Arm, Right	34	\$215
Fixed Arms, Urethane Armrest	40	\$115
Fixed Aluminum Arm	60	\$145
Fixed Arms, Urethane Armrest	70	\$115
Fixed T Arms, Standard Pad	91	\$70

**Base/Casters Options**

	Code	List price
Hard Surface Casters	SW	\$12
Glides	GL	\$10

**Seat Options**

	Code	List price
Large Seat, 21"W x 20"D	L	\$20
Articulated Seat Pan	AS	\$35
Pressure Sens. Foam, Reg. & L Seats	PS	\$80

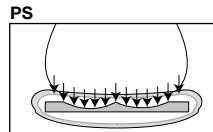
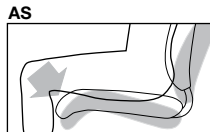

**Finish Options**

	Code	List price
Chrome	C	\$60

**Laminate Options Tablet Arm**

	Code	List price
Black Laminate Tablet Arm	BLL	N/C

*Other tablet arm laminates available upon request*



# next Task chair

**To Order:** Choose a back size and mechanism and any options from left to right and then add the fabric name and color number. **An example: NX-H-F-01-SS-120-Theory Lime:** Next High Back, Multi-Function Mechanism, 01 Arms, Seat Slider, 120 mm Cylinder.



NX-H-E-02-RB



NX-L-E-03-RB

## Specifications

Steel construction and Suspension technique.  
 1¾" medium-density foam on backrest.  
 2" high-density and ¾" wrap-around foam on seat.  
 Fabric cover with zipper, replaceable in the field.  
 All components finished in black.  
 Backrest height and width:  
 Low backrest (L): 20"H x 17"W (508 x 432 mm)  
 High backrest (H): 24"H x 17"W (610 x 432 mm)  
 Exec backrest (E): 33"H x 17"W (838 x 432 mm)  
 Seat depth: 19" (483 mm)  
 Seat width: 20" (508mm)

### Low backrest



Code	Description	Grade:	C.O.M. fabric							Leather
			A	B	C	D	E	F	G	
<b>NX-L-S</b>	Swivel	413	432	462	492	533	599	687	909	
<b>NX-L-T</b>	Swivel-Tilt, 0 degree tilt-lock	444	463	493	523	564	630	718	940	
<b>NX-L-E</b>	Ergo 3 Paddles	480	499	529	559	600	666	754	976	
<b>NX-L-F</b>	Multi-Funct., Center Tilt, Infinite Lock	496	515	545	575	616	682	770	992	
<b>NX-L-K</b>	Knee-Tilt	577	596	626	656	697	763	851	1073	
<b>NX-L-Y</b>	Synchro-tilt 2 to 1, Ratchet Back	605	624	654	684	725	791	879	1101	
<b>NX-L-P</b>	Multi-Function, Knee-Tilt	666	685	715	745	786	852	940	1162	
<b>NX-L-B</b>	24/7, Multi-Function, Center Tilt, Ratchet Back	855	874	904	934	975	1041	1129	1351	

24"W x 24½"D x 37½"H (610 x 622 x 952 mm) / C.O.M. fabric: 1.35 yd (1,25 m), Leather: 24 ft² (2.24 m²)

### High backrest



<b>NX-H-S</b>	Swivel	452	475	511	547	596	675	781	1003
<b>NX-H-T</b>	Swivel-Tilt, 0 degree tilt-lock	483	506	542	578	627	706	812	1034
<b>NX-H-E</b>	Ergo 3 Paddles	519	542	578	614	663	742	848	1070
<b>NX-H-F</b>	Multi-Funct., Center Tilt, Infinite Lock	535	558	594	630	679	758	864	1086
<b>NX-H-K</b>	Knee-Tilt	616	639	675	711	760	839	945	1167
<b>NX-H-Y</b>	Synchro-tilt 2 to 1, Ratchet Back	644	667	703	739	788	867	973	1195
<b>NX-H-P</b>	Multi-Function, Knee-Tilt	705	728	764	800	849	928	1034	1256
<b>NX-H-B</b>	24/7, Multi-Function, Center Tilt, Ratchet Back	894	917	953	989	1038	1117	1223	1445

24"W x 23¾"D x 41½"H (610 x 603 x 1054 mm) / C.O.M. fabric: 1.45 yd (1,35 m), Leather: 26 ft² (2.42 m²)

## OPTIONS

### Adjustable Arm Options

	Code	List price
Width/Height Adjustable, Standard Pad	<b>01</b>	\$120
Width/Height Adjustable, S Pad	<b>01S</b>	\$120
Width/Height Adjustable, Contoured Pad	<b>02</b>	\$140
Width/Height Adjustable, Gel Pad	<b>03</b>	\$175
Width/Height Adjustable, Contoured Gel pad	<b>04</b>	\$175
Width/Height Adjust. Swing Arm, Contoured Gel Pad	<b>05</b>	\$285
Pivoting Width/Height Adjustable, Standard Pad	<b>06</b>	\$180
Pivoting Width/Height Adjustable, Contoured Pad	<b>07</b>	\$200
Pivoting Width/Height Adjustable, Gel Pad	<b>08</b>	\$230
Pivoting Width/Height Adjust., Contoured Gel Pad	<b>09</b>	\$230
Multi-Function, Urethane Pad	<b>96</b>	\$175
Multi-Function, Gel Pad	<b>96G</b>	\$190
Front/Back Slider on Adjustable Arms Only	<b>FB</b>	\$40

### Seat Options

	Code	List price
Large Seat, 21"W x 20"D	<b>L</b>	\$20
Small Seat, 20"W x 18"D	<b>S</b>	N/C
Sliding Seat Pan	<b>SS</b>	\$60
Articulated Seat Pan, N/A on S	<b>AS</b>	\$35
Pressure Sens. Foam, Reg. & L Seats	<b>PS</b>	\$80
Tail Bone Cut-Out	<b>TB</b>	\$110

### Base/Casters Options

	Code	List price
Polished Aluminum Base	<b>AL</b>	\$90
Black Aluminum Base	<b>BAL</b>	\$105
High Hub Aluminum Base	<b>HAL</b>	\$95
High Hub Black Resin Base	<b>HBL</b>	N/C
Hard Surface Casters	<b>SW</b>	\$12
Glides	<b>GL</b>	\$10
3" Heavy Duty Casters, Std on Everest and Marathon	<b>IC</b>	\$44

### Fixed Arm Options

	Code	List price
Fixed Arms, Urethane Armrest	<b>26</b>	\$185
Fixed Arms, Urethane Armrest	<b>27</b>	\$125
Fixed Black Tubular Arm, Urethane Armrest	<b>28</b>	\$120
Fixed Chromed Tubular Arm, Urethane Armrest	<b>28C</b>	\$170
Fixed Arms, Urethane Armrest	<b>30</b>	\$115
Fixed Arms, Urethane Armrest	<b>40</b>	\$115
Fixed Aluminum Arm	<b>60</b>	\$145
Fixed Arms, Urethane Armrest	<b>70</b>	\$115
Fixed T Arms, Standard Pad	<b>91</b>	\$70

### Back Options

	Code	List price
Air Lumbar	<b>LU</b>	\$85
Ratchet back, Standard on Y Mechanism	<b>RB</b>	\$70
High Ratchet Back Bar +2"	<b>HRB</b>	\$27

### Cylinder/Mechanism Options (see chart on page 4)

	Code	List price
Manual Lift	<b>ML</b>	N/C
80 mm Cylinder	<b>80</b>	N/C
100 mm Cylinder	<b>100</b>	N/C
120 mm Cylinder	<b>120</b>	N/C
140 mm Cylinder	<b>140</b>	\$25
Drafting Kit 8" Stroke, E,S Mech., L&H Backs Only	<b>200</b>	\$120
Drafting Kit 10" Stroke, E,S Mech., L&H Backs Only	<b>250</b>	\$120
12" Fixed Footrest, E,S Mec. w/250 cyl. Only	<b>FFR</b>	\$20

01S



02




03



04



08



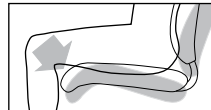
96G



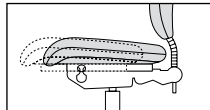
TB



AS



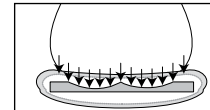
SS



LU



PS



200, 250



# next Task chair



NX-E-E-03-RB-PI

**To Order:** Choose a back size and mechanism and any options from left to right and then add the fabric name and color number. **An example: NX-E-F-01-SS-120-Theory Lime:** Next Exec Back, Multi-Function Mechanism, 01 Arms, Seat Slider, 120 mm Cylinder.

### Specifications

Steel construction and Suspension technique.  
 1¾" medium-density foam on backrest.  
 2" high-density and ¾" wrap-around foam on seat.  
 Fabric cover with zipper, replaceable in the field.  
 All components finished in black.  
 Backrest height and width:  
 Low backrest (L): 20"H x 17"W (508 x 432 mm)  
 High backrest (H): 24"H x 17"W (610 x 432 mm)  
 Exec backrest (E): 33"H x 17"W (838 x 432 mm)  
 Seat depth: 19" (483 mm)  
 Seat width: 20" (508mm)

Exec backrest



Code	Description	Grade:	C.O.M. fabric							Leather
			A	B	C	D	E	F	G	
<b>NX-E-S</b>	Swivel		681	706	745	784	837	922	1038	1292
<b>NX-E-T</b>	Swivel-Tilt, 0 degree tilt-lock		712	737	776	815	868	953	1069	1323
<b>NX-E-E</b>	Ergo 3 Paddles		748	773	812	851	904	989	1105	1359
<b>NX-E-F</b>	Multi-Funct., Center Tilt, Infinite Lock		764	789	828	867	920	1005	1121	1375
<b>NX-E-K</b>	Knee-Tilt		845	870	909	948	1001	1086	1202	1456
<b>NX-E-Y</b>	Synchro-tilt 2 to 1, Ratchet Back		873	898	937	976	1029	1114	1230	1484
<b>NX-E-P</b>	Multi-Function, Knee-Tilt		934	959	998	1037	1090	1175	1291	1545
<b>NX-E-B</b>	24/7, Multi-Function, Center Tilt, Ratchet Back		1103	1128	1167	1206	1259	1344	1460	1714

24"W x 23¾"D x 51"H (610 x 603 x 1295 mm) / C.O.M. fabric: 1.7 yd (1,55 m), Leather: 30 ft² (2.8 m²)

### OPTIONS

#### Adjustable Arm Options

Code	List price
01	\$120
01S	\$120
02	\$140
03	\$175
04	\$175
05	\$285
06	\$180
07	\$200
08	\$230
09	\$230
96	\$175
96G	\$190
FB	\$40

#### Seat Options

Code	List price
L	\$20
S	N/C
SS	\$60
AS	\$35
PS	\$80
TB	\$110

#### Cylinder/Mechanism Options (see chart on page 4)

Code	List price
ML	N/C
80	N/C
100	N/C
120	N/C
140	\$25

#### Fixed Arm Options

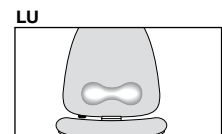
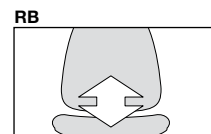
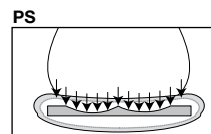
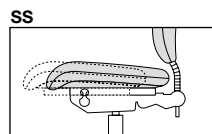
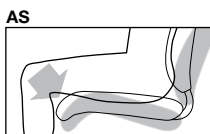

Code	List price
26	\$185
27	\$125
28	\$120
28C	\$170
30	\$115
40	\$115
60	\$145
70	\$115
91	\$70

#### Back Options

Code	List price
LU	\$85
RB	\$70
HRB	\$27
PI	\$45
VPI	\$45

#### Base/Casters Options

Code	List price
AL	\$90
BAL	\$105
HAL	\$95
HBL	N/C
SW	\$12
GL	\$10
IC	\$44



**To Order:** Choose a back size and any options from left to right and then add the fabric name and color number. **An example: NX-H-2-40-Theory Lime:** NEXT Cantilever Base, High Back, 40 Arms.



NX-L-3



NX-L-2-34

**Specifications**

Steel construction and Suspension technique.  
 1¾" medium-density foam on backrest.  
 2" high-density and ¾" wrap-around foam on seat.  
 Fabric cover with zipper, replaceable in the field.  
 All components finished in black.  
 Backrest height and width:  
     Low backrest (L): 20"H x 17"W (508 x 432 mm)  
     High backrest (H): 24"H x 17"W (610 x 432 mm)  
 Seat depth: 19" (483 mm)  
 Seat width: 20" (508mm)

**Low backrest**



NX-L-2



NX-L-3



NX-L-4

Code	Description	Grade:	C.O.M. fabric							Leather
			A	B	C	D	E	F	G	
<b>NX-L-2</b>	Cantilever Base on Glides	413	432	462	492	533	599	687	909	
<b>NX-L-3</b>	Sled Base with Glides	413	432	462	492	533	599	687	909	
<b>NX-L-4</b>	4 Leg Base on Casters	413	432	462	492	533	599	687	909	

24"W x 24½"D x 37½"H (610 x 622 x 952 mm) / C.O.M. fabric: 1.35 yd (1,25 m), Leather: 24 ft² (2.24 m²)

**High backrest**



NX-H-2



NX-H-3



NX-H-4

Code	Description	Grade:	C.O.M. fabric							Leather
			A	B	C	D	E	F	G	
<b>NX-H-2</b>	Cantilever Base on Glides	446	469	505	541	590	669	775	997	
<b>NX-H-3</b>	Sled Base with Glides	446	469	505	541	590	669	775	997	
<b>NX-H-4</b>	4 Leg Base on Casters	446	469	505	541	590	669	775	997	

24"W x 23¾"D x 41½"H (610 x 603 x 1054 mm) / C.O.M. fabric: 1.45 yd (1,35 m), Leather: 26 ft² (2.42 m²)

**OPTIONS**

**Fixed Arm Options**

	Code	List price
Fixed Arms, Urethane Armrest	<b>26</b>	\$185
Fixed Arms, Urethane Armrest	<b>27</b>	\$125
Fixed Black Tubular Arm, Urethane Armrest	<b>28</b>	\$120
Fixed Chromed Tubular Arm, Urethane Armrest	<b>28C</b>	\$170
Fixed Arms, Urethane Armrest	<b>30</b>	\$115
Flip Up Tablet Arm, Left	<b>33</b>	\$215
Flip Up Tablet Arm, Right	<b>34</b>	\$215
Fixed Arms, Urethane Armrest	<b>40</b>	\$115
Fixed Aluminum Arm	<b>60</b>	\$145
Fixed Arms, Urethane Armrest	<b>70</b>	\$115
Fixed T Arms, Standard Pad	<b>91</b>	\$70

**Seat Options**

	Code	List price
Large Seat, 21"W x 20"D	<b>L</b>	\$20
Articulated Seat Pan	<b>AS</b>	\$35
Pressure Sens. Foam, Reg. & L Seats	<b>PS</b>	\$80

**Finish Options**

	Code	List price
Chrome	<b>C</b>	\$60

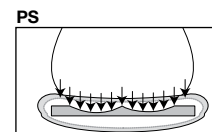
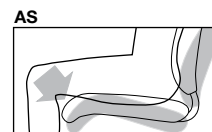

**Laminate Options Tablet Arm**

	Code	List price
Black Laminate Tablet Arm	<b>BLL</b>	N/C

*Other tablet arm laminates available upon request*

**Base/Casters Options**

	Code	List price
Hard Surface Casters	<b>SW</b>	\$12
Glides	<b>GL</b>	\$10



**To Order:** Choose a back size and mechanism and any options from left to right and then add the fabric name and color number. **An example: DR-H-F-01-SS-120-Theory Lime:** Desire High Back, Multi-Function Mechanism, 01 Arms, Seat Slider, 120 mm Cylinder.



**Specifications**

Steel construction and Suspension technique.  
 1¼" medium-density foam on backrest.  
 1⅝" high-density molded foam on seat.  
 Fabric (or leather) cover with zipper, replaceable in the field.  
 All components finished in black.  
 Backrest height and width:  
 Low backrest (L): 16"H x 17½"W (406 x 445 mm)  
 High backrest (H): 21"H x 17½"W (533 x 445 mm)  
 Director backrest (D): 27"H x 17½"W (686 x 445 mm)  
 Exec backrest (E): 30"H x 17½"W (762 x 445 mm)  
 Seat depth: 19" (483 mm)  
 Seat width: 20" (508 mm)

Low backrest



Code	Description	Grade:	C.O.M. fabric							Leather
			A	B	C	D	E	F	G	
DR-L-S	Swivel		430	448	476	504	542	603	686	904
DR-L-T	Swivel-Tilt, 0 degree tilt-lock		461	479	507	535	573	634	717	935
DR-L-E	Ergo 3 Paddles		497	515	543	571	609	670	753	971
DR-L-F	Multi-Funct., Center Tilt, Infinite Lock		513	531	559	587	625	686	769	987
DR-L-K	Knee-Tilt		594	612	640	668	706	767	850	1068
DR-L-Y	Synchro-tilt 2 to 1, Ratchet Back		622	640	668	696	734	795	878	1096
DR-L-P	Multi-Function, Knee-Tilt		683	701	729	757	795	856	939	1157
DR-L-B	24/7, Multi-Function, Center Tilt, Ratchet Back		872	890	918	946	984	1045	1128	1346

23¼"W x 24½"D x 33½"H (590 x 622 x 850 mm) / C.O.M. fabric: 1.35 yd (1,25 m), Leather: 26 ft² (2,42 m²)

High backrest



DR-H-S	Swivel		447	469	503	537	583	658	758	976
DR-H-T	Swivel-Tilt, 0 degree tilt-lock		478	500	534	568	614	689	789	1007
DR-H-E	Ergo 3 Paddles		514	536	570	604	650	725	825	1043
DR-H-F	Multi-Funct., Center Tilt, Infinite Lock		530	552	586	620	666	741	841	1059
DR-H-K	Knee-Tilt		611	633	667	701	747	822	922	1140
DR-H-Y	Synchro-tilt 2 to 1, Ratchet Back		639	661	695	729	775	850	950	1168
DR-H-P	Multi-Function, Knee-Tilt		700	722	756	790	836	911	1011	1229
DR-H-B	24/7, Multi-Function, Center Tilt, Ratchet Back		889	911	945	979	1025	1100	1200	1418

23¼"W x 23½"D x 38½"H (590 x 603 x 980 mm) / C.O.M. fabric: 1.45 yd (1,35 m), Leather: 28 ft² (2,6 m²)

**OPTIONS**

**Adjustable Arm Options**

	Code	List price
Width/Height Adjustable, Standard Pad	01	\$120
Width/Height Adjustable, S Pad	01S	\$120
Width/Height Adjustable, Contoured Pad	02	\$140
Width/Height Adjustable, Gel Pad	03	\$175
Width/Height Adjustable, Contoured Gel pad	04	\$175
Width/Height Adjust. Swing Arm, Contoured Gel Pad	05	\$285
Pivoting Width/Height Adjustable, Standard Pad	06	\$180
Pivoting Width/Height Adjustable, Contoured Pad	07	\$200
Pivoting Width/Height Adjustable, Gel Pad	08	\$230
Pivoting Width/Height Adjust., Contoured Gel Pad	09	\$230
Multi-Function, Urethane Pad	96	\$175
Multi-Function, Gel Pad	96G	\$190
Front/Back Slider on Adjustable Arms Only	FB	\$40

**Seat Options**

	Code	List price
Large Seat, 21"W x 20"D	L	\$20
Small Seat, 19 ½"W x 18"D	S	N/C
Extra Small Seat, 17"W x 17"D	XS	\$22
Sliding Seat Pan	SS	\$60
Articulated Seat Pan, N/A on S and XS Seats	AS	\$35
Pressure Sens. Foam, Reg. & L Seats	PS	\$80

**Base/Casters Options**

	Code	List price
Polished Aluminum Base	AL	\$90
Black Aluminum Base	BAL	\$105
High Hub Aluminum Base	HAL	\$95
High Hub Black Resin Base	HBL	N/C
Hard Surface Casters	SW	\$12
Glides	GL	\$10
3" Heavy Duty Casters, Std on Everest and Marathon	IC	\$44

**Fixed Arm Options**

	Code	List price
Fixed Arms, Urethane Armrest	26	\$185
Fixed Arms, Urethane Armrest	27	\$125
Fixed Black Tubular Arm, Urethane Armrest	28	\$120
Fixed Chromed Tubular Arm, Urethane Armrest	28C	\$170
Fixed Arms, Urethane Armrest	30	\$115
Fixed Arms, Urethane Armrest	40	\$115
Fixed Aluminum Arm	60	\$145
Fixed Arms, Urethane Armrest	70	\$115
Fixed T Arms, Standard Pad	91	\$70

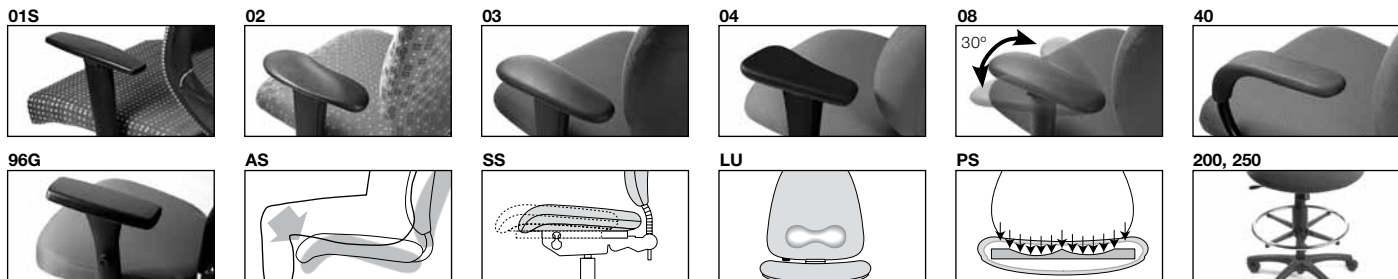
**Back Options**

	Code	List price
Air Lumbar	LU	\$85
Ratchet back, Standard on Y Mechanism	RB	\$70
High Ratchet Back Bar +2"	HRB	\$27

**Cylinder/Mechanism Options** (see chart on page 4)

	Code	List price
Manual Lift	ML	N/C
80 mm Cylinder	80	N/C
100 mm Cylinder	100	N/C
120 mm Cylinder	120	N/C
140 mm Cylinder	140	\$25
Drafting Kit 8" Stroke, E,S Mech., L&H Backs Only	200	\$120
Drafting Kit 10" Stroke, E,S Mech., L&H Backs Only	250	\$120
12" Fixed Footrest, E,S Mec. w/250 cyl. Only	FFR	\$20

task/ergonomic





# desire Task chair

**To Order:** Choose a back size and mechanism and any options from left to right and then add the fabric name and color number. **An example: DR-D-F-01-SS-120-Theory Lime:** Desire Director Back, Multi-Function Mechanism, 01 Arms, Seat Slider, 120 mm



DR-D-E-03

DR-E-E-02-RB

## Specifications

Monopiece steel frame and Suspension technique.  
 1¼" medium-density foam on backrest.  
 1⅝" high-density molded foam on seat.  
 Fabric (or leather) cover with zipper, replaceable in the field. All components finished in black.  
 Backrest height and width:  
 Low backrest (L): 16"H x 17½"W (406 x 445 mm)  
 High backrest (H): 21"H x 17½"W (533 x 445 mm)  
 Director backrest (D): 27"H x 17½"W (686 x 445 mm)  
 Exec backrest (E): 30"H x 17½"W (762 x 445 mm)  
 Seat depth: 19" (483 mm)  
 Seat width: 20" (508 mm)

## Director backrest



## Exec backrest



Code	Description	Grade:	C.O.M. fabric							Leather
			A	B	C	D	E	F	G	
DR-D-S	Swivel		508	532	569	606	656	737	847	1097
DR-D-T	Swivel-Tilt, 0 degree tilt-lock		569	593	630	667	717	798	908	1158
DR-D-E	Ergo 3 Paddles		575	599	636	673	723	804	914	1164
DR-D-F	Multi-Funct., Center Tilt, Infinite Lock		591	615	652	689	739	820	930	1180
DR-D-K	Knee-Tilt		672	696	733	770	820	901	1011	1261
DR-D-Y	Synchro-tilt 2 to 1, Ratchet Back		700	724	761	798	848	929	1039	1289
DR-D-P	Multi-Function, Knee-Tilt		761	785	822	859	909	990	1100	1350
DR-D-B	24/7, Multi-Function, Center Tilt, Ratchet Back		930	954	991	1028	1078	1159	1269	1519

23¼"W x 23¾"D x 45"H (590 x 603 x 1140 mm) / C.O.M. fabric: 1.7 yd (1,55 m), Leather: 32 ft² (3 m²)

DR-E-S	Swivel		547	573	613	653	707	795	913	1138
DR-E-T	Swivel-Tilt, 0 degree tilt-lock		608	634	674	714	768	856	974	1199
DR-E-E	Ergo 3 Paddles		614	640	680	720	774	862	980	1205
DR-E-F	Multi-Funct., Center Tilt, Infinite Lock		630	656	696	736	790	878	996	1221
DR-E-K	Knee-Tilt		711	737	777	817	871	959	1077	1302
DR-E-Y	Synchro-tilt 2 to 1, Ratchet Back		739	765	805	845	899	987	1105	1330
DR-E-P	Multi-Function, Knee-Tilt		800	826	866	906	960	1048	1166	1391
DR-E-B	24/7, Multi-Function, Center Tilt, Ratchet Back		969	995	1035	1075	1129	1217	1335	1560

23¼"W x 23½"D x 48"H (590 x 603 x 1220 mm) / C.O.M. fabric: 1.75 yd (1,6 m), Leather: 33 ft² (3,1 m²)

## OPTIONS

### Adjustable Arm Options

	Code	List price
Width/Height Adjustable, Standard Pad	01	\$120
Width/Height Adjustable, S Pad	01S	\$120
Width/Height Adjustable, Contoured Pad	02	\$140
Width/Height Adjustable, Gel Pad	03	\$175
Width/Height Adjustable, Contoured Gel pad	04	\$175
Width/Height Adjust. Swing Arm, Contoured Gel Pad	05	\$285
Pivoting Width/Height Adjustable, Standard Pad	06	\$180
Pivoting Width/Height Adjustable, Contoured Pad	07	\$200
Pivoting Width/Height Adjustable, Gel Pad	08	\$230
Pivoting Width/Height Adjust., Contoured Gel Pad	09	\$230
Multi-Function, Urethane Pad	96	\$175
Multi-Function, Gel Pad	96G	\$190
Front/Back Slider on Adjustable Arms Only	FB	\$40

### Seat Options

	Code	List price
Large Seat, 21"W x 20"D	L	\$20
Small Seat, 19½"W x 18"D	S	N/C
Extra Small Seat, 17"W x 17"D	XS	\$22
Sliding Seat Pan	SS	\$60
Articulated Seat Pan, N/A on S and XS Seats	AS	\$35
Pressure Sens. Foam, Reg. & L Seats	PS	\$80

### Cylinder/Mechanism Options (see chart on page 4)

	Code	List price
Manual Lift	ML	N/C
80 mm Cylinder	80	N/C
100 mm Cylinder	100	N/C
120 mm Cylinder	120	N/C
140 mm Cylinder	140	\$25

### Fixed Arm Options

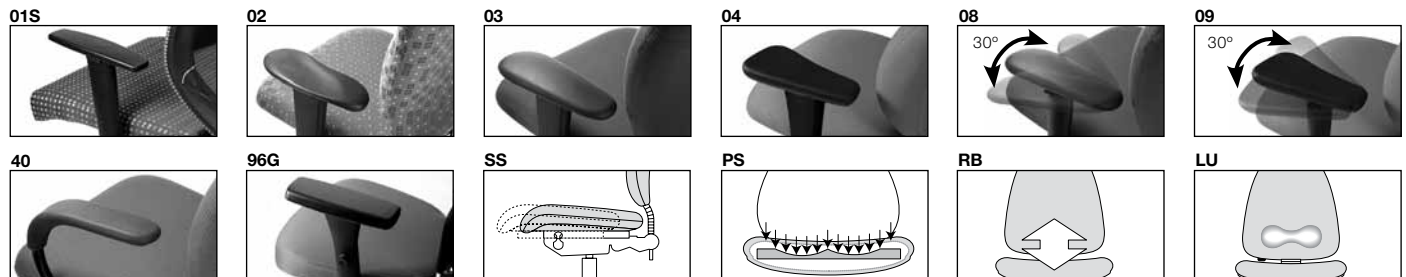
	Code	List price
Fixed Arms, Urethane Armrest	26	\$185
Fixed Arms, Urethane Armrest	27	\$125
Fixed Black Tubular Arm, Urethane Armrest	28	\$120
Fixed Chromed Tubular Arm, Urethane Armrest	28C	\$170
Fixed Arms, Urethane Armrest	30	\$115
Fixed Arms, Urethane Armrest	40	\$115
Fixed Aluminum Arm	60	\$145
Fixed Arms, Urethane Armrest	70	\$115
Fixed T Arms, Standard Pad	91	\$70

### Back Options

	Code	List price
Air Lumbar	LU	\$85
Ratchet back, Standard on Y Mechanism	RB	\$70
High Ratchet Back Bar +2"	HRB	\$27

### Base/Casters Options

	Code	List price
Polished Aluminum Base	AL	\$90
Black Aluminum Base	BAL	\$105
High Hub Aluminum Base	HAL	\$95
High Hub Black Resin Base	HBL	N/C
Hard Surface Casters	SW	\$12
Glides	GL	\$10
3" Heavy Duty Casters, Std on Everest and Marathon	IC	\$44



task/ergonomic

# desire Monoshell task chair

**To Order:** Choose a back size and mechanism and any options from left to right and then add the fabric name and color number. **An example: DO-H-K-40-AS-Theory Lime:** Desire Monoshell High Back, Knee-tilt Mechanism, 40 Arms, Articulated Seat Pan.



## Specifications

Monopiece steel frame and Suspension technique.  
 1¼" medium-density foam on backrest.  
 1⅝" high-density molded foam on seat.  
 Fabric (or leather) cover with zipper, replaceable in the field.  
 All components finished in black.  
 Backrest height and width:  
 Low backrest (L): 16"H x 17½"W (406 x 445 mm)  
 High backrest (H): 21"H x 17½"W (533 x 445 mm)  
 Director backrest (D): 27"H x 17½"W (686 x 445 mm)  
 Exec backrest (E): 30"H x 17½"W (762 x 445 mm)  
 Seat depth: 19" (483 mm)  
 Seat width: 20" (508 mm)

Low backrest



High backrest



Director backrest



Exec backrest



Code	Description	Grade:	C.O.M. fabric							Leather
			A	B	C	D	E	F	G	
<b>DO-L-S</b>	Swivel		417	435	463	491	529	590	673	891
<b>DO-L-T</b>	Swivel-Tilt, 0 degree tilt-lock		448	466	494	522	560	621	704	922
<b>DO-L-K</b>	Knee-Tilt		581	599	627	655	693	754	837	1055

23¼"W x 24½"D x 33½"H (590 x 622 x 850 mm) / C.O.M. fabric: 1.35 yd (1,25 m), Leather: 26 ft² (2,42 m²)

<b>DO-H-S</b>	Swivel		461	483	517	551	597	672	772	990
<b>DO-H-T</b>	Swivel-Tilt, 0 degree tilt-lock		492	514	548	582	628	703	803	1021
<b>DO-H-K</b>	Knee-Tilt		625	647	681	715	761	836	936	1154

23¼"W x 23¾"D x 38½"H (590 x 603 x 980 mm) / C.O.M. fabric: 1.45 yd (1,35 m), Leather: 28 ft² (2,6 m²)

<b>DO-D-S</b>	Swivel		531	555	592	629	679	760	870	1120
<b>DO-D-T</b>	Swivel-Tilt, 0 degree tilt-lock		592	616	653	690	740	821	931	1181
<b>DO-D-K</b>	Knee-Tilt		695	719	756	793	843	924	1034	1284

23¼"W x 23¾"D x 45"H (590 x 603 x 1140 mm) / C.O.M. fabric: 1.7 yd (1,55 m), Leather: 32 ft² (3 m²)

<b>DO-E-S</b>	Swivel		582	608	648	688	742	830	948	1173
<b>DO-E-T</b>	Swivel-Tilt, 0 degree tilt-lock		643	669	709	749	803	891	1009	1234
<b>DO-E-K</b>	Knee-Tilt		746	772	812	852	906	994	1112	1337

23¼"W x 23¾"D x 48"H (590 x 603 x 1220 mm) / C.O.M. fabric: 1.75 yd (1,6 m), Leather: 33 ft² (3,1 m²)

## OPTIONS

### Adjustable Arm Options

	Code	List price
Width/Height Adjustable, Standard Pad	<b>01</b>	\$120
Width/Height Adjustable, S Pad	<b>01S</b>	\$120
Width/Height Adjustable, Contoured Pad	<b>02</b>	\$140
Width/Height Adjustable, Gel Pad	<b>03</b>	\$175
Width/Height Adjustable, Contoured Gel pad	<b>04</b>	\$175
Width/Height Adjust. Swing Arm, Contoured Gel Pad	<b>05</b>	\$285
Pivoting Width/Height Adjustable, Standard Pad	<b>06</b>	\$180
Pivoting Width/Height Adjustable, Contoured Pad	<b>07</b>	\$200
Pivoting Width/Height Adjustable, Gel Pad	<b>08</b>	\$230
Pivoting Width/Height Adjust., Contoured Gel Pad	<b>09</b>	\$230
Multi-Function, Urethane Pad	<b>96</b>	\$175
Multi-Function, Gel Pad	<b>96G</b>	\$190
Front/Back Slider on Adjustable Arms Only	<b>FB</b>	\$40

### Seat Options

	Code	List price
Articulated Seat Pan	<b>AS</b>	\$35

### Cylinder/Mechanism Options (see chart on page 4)


	Code	List price
Manual Lift	<b>ML</b>	N/C
80 mm Cylinder	<b>80</b>	N/C
100 mm Cylinder	<b>100</b>	N/C
120 mm Cylinder	<b>120</b>	N/C
140 mm Cylinder	<b>140</b>	\$25

### Fixed Arm Options

	Code	List price
Fixed Arms, Urethane Armrest	<b>26</b>	\$185
Fixed Arms, Urethane Armrest	<b>27</b>	\$125
Fixed Black Tubular Arm, Urethane Armrest	<b>28</b>	\$120
Fixed Chromed Tubular Arm, Urethane Armrest	<b>28C</b>	\$170
Fixed Arms, Urethane Armrest	<b>30</b>	\$115
Fixed Arms, Urethane Armrest	<b>40</b>	\$115
Fixed Aluminum Arm	<b>60</b>	\$145
Fixed Arms, Urethane Armrest	<b>70</b>	\$115
Fixed T Arms, Standard Pad	<b>91</b>	\$70

### Base/Casters Options

	Code	List price
Polished Aluminum Base	<b>AL</b>	\$90
Black Aluminum Base	<b>BAL</b>	\$105
High Hub Aluminum Base	<b>HAL</b>	\$95
High Hub Black Resin Base	<b>HBL</b>	N/C
Hard Surface Casters	<b>SW</b>	\$12
Glides	<b>GL</b>	\$10
3" Heavy Duty Casters, Std on Everest and Marathon	<b>IC</b>	\$44



# desire Side chair

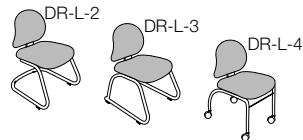
**To Order:** Choose a back size and any options from left to right and then add the fabric name and color number. **An example: DR-H-2-40-Theory Lime:** Desire Cantilever Base, High Back, 40 Arms.



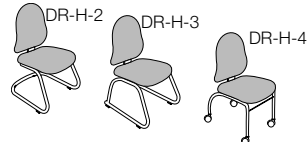
## Specifications

Steel construction and Suspension technique.  
 1¼" medium-density foam on backrest.  
 1⅞" high-density molded foam on seat.  
 Fabric (or leather) cover with zipper, replaceable in the field.  
 All components finished in black.  
 Backrest height and width:  
 Low backrest (L): 16"H x 17½"W (406 x 445 mm)  
 High backrest (H): 21"H x 17½"W (533 x 445 mm)  
 Seat depth: 19" (483 mm)  
 Seat width: 20" (508 mm)

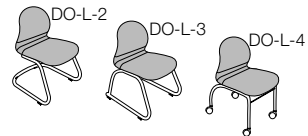
### Low backrest



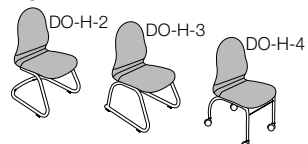
### High backrest



### Low backrest monoshell



### High backrest monoshell



Code	Description	Grade:	C.O.M. fabric							Leather
			A	B	C	D	E	F	G	
<b>DR-L-2</b>	Cantilever Base on Glides	392	410	438	466	504	565	648	866	
<b>DR-L-3</b>	Sled Base with Glides	392	410	438	466	504	565	648	866	
<b>DR-L-4</b>	4 Leg Base on Casters	392	410	438	466	504	565	648	866	

23¼"W x 24½"D x 33½"H (590 x 622 x 850 mm) / C.O.M. fabric: 1.35 yd (1,25 m), Leather: 26 ft² (2,42 m²)

<b>DR-H-2</b>	Cantilever Base on Glides	421	443	477	511	557	632	732	950
<b>DR-H-3</b>	Sled Base with Glides	421	443	477	511	557	632	732	950
<b>DR-H-4</b>	4 Leg Base on Casters	421	443	477	511	557	632	732	950

23¼"W x 23¾"D x 38½"H (590 x 603 x 980 mm) / C.O.M. fabric: 1.45 yd (1,35 m), Leather: 28 ft² (2,6 m²)

<b>DO-L-2</b>	Cantilever Base on Glides	385	403	431	459	497	558	641	859
<b>DO-L-3</b>	Sled Base with Glides	385	403	431	459	497	558	641	859
<b>DO-L-4</b>	4 Leg Base on Casters	385	403	431	459	497	558	641	859

23¼"W x 24½"D x 33½"H (590 x 622 x 850 mm) / C.O.M. fabric: 1.35 yd (1,25 m), Leather: 26 ft² (2,42 m²)

<b>DO-H-2</b>	Cantilever Base on Glides	420	442	476	510	556	631	731	949
<b>DO-H-3</b>	Sled Base with Glides	420	442	476	510	556	631	731	949
<b>DO-H-4</b>	4 Leg Base on Casters	420	442	476	510	556	631	731	949

23¼"W x 23¾"D x 38½"H (590 x 603 x 980 mm) / C.O.M. fabric: 1.45 yd (1,35 m), Leather: 28 ft² (2,6 m²)

## OPTIONS

### Fixed Arm Options

Code	List price
<b>26</b>	\$185
<b>27</b>	\$125
<b>28</b>	\$120
<b>28C</b>	\$170
<b>30</b>	\$115
<b>33</b>	\$215
<b>34</b>	\$215
<b>40</b>	\$115
<b>60</b>	\$145
<b>70</b>	\$115
<b>91</b>	\$70

### Base/Casters Options

Code	List price
<b>SW</b>	\$12
<b>GL</b>	\$10

### Seat Options

Code	List price
<b>L</b>	\$20
<b>AS</b>	\$35
<b>PS</b>	\$80

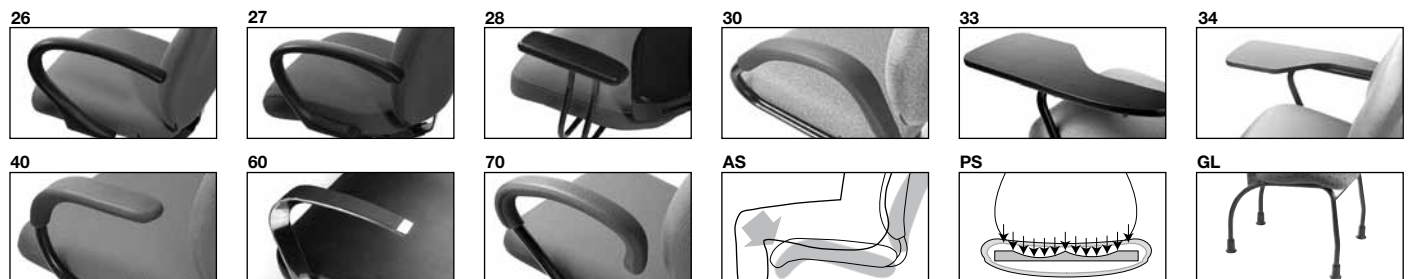
### Finish Options

Code	List price
<b>C</b>	\$60

### Laminate Options Tablet Arm

Code	List price
<b>BLL</b>	N/C

Other tablet arm laminates available upon request





**To Order:** Choose a back size and mechanism and any options from left to right and then add the fabric name and color number. **An example: FX-H-F-01-SS-120-Theory Lime:** Flex High Back, Multi-Function Mechanism, 01 Arms, Seat Slider, 120 mm Cylinder.



**Specifications**

Steel construction and Suspension technique.  
 1¼" medium-density foam on backrest.  
 1⅞" high-density molded foam on seat.  
 Fabric (or leather) cover with zipper, replaceable in the field.  
 All components finished in black.  
 Backrest height and width:  
 Low backrest (L): 16"H x 17½"W (406 x 445 mm)  
 High backrest (H): 21"H x 17½"W (533 x 445 mm)  
 Director backrest (D): 27"H x 17½"W (686 x 445 mm)  
 Exec backrest (E): 30"H x 17½"W (762 x 445 mm)  
 Seat depth: 19" (483 mm)  
 Seat width: 20" (508 mm)

**Low backrest**



Code	Description	Grade:	C.O.M. fabric							Leather
			A	B	C	D	E	F	G	
<b>FX-L-S</b>	Swivel		430	448	476	504	542	603	686	904
<b>FX-L-T</b>	Swivel-Tilt, 0 degree tilt-lock		461	479	507	535	573	634	717	935
<b>FX-L-E</b>	Ergo 3 Paddles		497	515	543	571	609	670	753	971
<b>FX-L-F</b>	Multi-Funct., Center Tilt, Infinite Lock		513	531	559	587	625	686	769	987
<b>FX-L-K</b>	Knee-Tilt		594	612	640	668	706	767	850	1068
<b>FX-L-Y</b>	Synchro-tilt 2 to 1, Ratchet Back		622	640	668	696	734	795	878	1096
<b>FX-L-P</b>	Multi-Function, Knee-Tilt		683	701	729	757	795	856	939	1157
<b>FX-L-B</b>	24/7, Multi-Function, Center Tilt, Ratchet Back		872	890	918	946	984	1045	1128	1346

24"W x 24½"D x 33½"H (610 x 622 x 850 mm) / C.O.M. fabric: 1.35 yd (1,25 m), Leather: 26 ft² (2,42 m²)

**High backrest**



<b>FX-H-S</b>	Swivel		447	469	503	537	583	658	758	976
<b>FX-H-T</b>	Swivel-Tilt, 0 degree tilt-lock		478	500	534	568	614	689	789	1007
<b>FX-H-E</b>	Ergo 3 Paddles		514	536	570	604	650	725	825	1043
<b>FX-H-F</b>	Multi-Funct., Center Tilt, Infinite Lock		530	552	586	620	666	741	841	1059
<b>FX-H-K</b>	Knee-Tilt		611	633	667	701	747	822	922	1140
<b>FX-H-Y</b>	Synchro-tilt 2 to 1, Ratchet Back		639	661	695	729	775	850	950	1168
<b>FX-H-P</b>	Multi-Function, Knee-Tilt		700	722	756	790	836	911	1011	1229
<b>FX-H-B</b>	24/7, Multi-Function, Center Tilt, Ratchet Back		889	911	945	979	1025	1100	1200	1418

24"W x 23½"D x 38½"H (610 x 603 x 980 mm) / C.O.M. fabric: 1.45 yd (1,35 m), Leather: 28 ft² (2,6 m²)

**OPTIONS**

**Adjustable Arm Options**

	Code	List price
Width/Height Adjustable, Standard Pad	<b>01</b>	\$120
Width/Height Adjustable, S Pad	<b>01S</b>	\$120
Width/Height Adjustable, Contoured Pad	<b>02</b>	\$140
Width/Height Adjustable, Gel Pad	<b>03</b>	\$175
Width/Height Adjustable, Contoured Gel pad	<b>04</b>	\$175
Width/Height Adjust. Swing Arm, Contoured Gel Pad	<b>05</b>	\$285
Pivoting Width/Height Adjustable, Standard Pad	<b>06</b>	\$180
Pivoting Width/Height Adjustable, Contoured Pad	<b>07</b>	\$200
Pivoting Width/Height Adjustable, Gel Pad	<b>08</b>	\$230
Pivoting Width/Height Adjust., Contoured Gel Pad	<b>09</b>	\$230
Multi-Function, Urethane Pad	<b>96</b>	\$175
Multi-Function, Gel Pad	<b>96G</b>	\$190
Front/Back Slider on Adjustable Arms Only	<b>FB</b>	\$40

**Seat Options**

	Code	List price
Large Seat, 21"W x 20"D	<b>L</b>	\$20
Small Seat, 19½"W x 18"D	<b>S</b>	N/C
Extra Small Seat, 17"W x 17"D	<b>XS</b>	\$22
Sliding Seat Pan	<b>SS</b>	\$60
Articulated Seat Pan, N/A on S and XS Seats	<b>AS</b>	\$35
Pressure Sens. Foam, Reg. & L Seats	<b>PS</b>	\$80

**Base/Casters Options**

	Code	List price
Polished Aluminum Base	<b>AL</b>	\$90
Black Aluminum Base	<b>BAL</b>	\$105
High Hub Aluminum Base	<b>HAL</b>	\$95
High Hub Black Resin Base	<b>HBL</b>	N/C
Hard Surface Casters	<b>SW</b>	\$12
Glides	<b>GL</b>	\$10
3" Heavy Duty Casters, Std on Everest and Marathon	<b>IC</b>	\$44

**Fixed Arm Options**

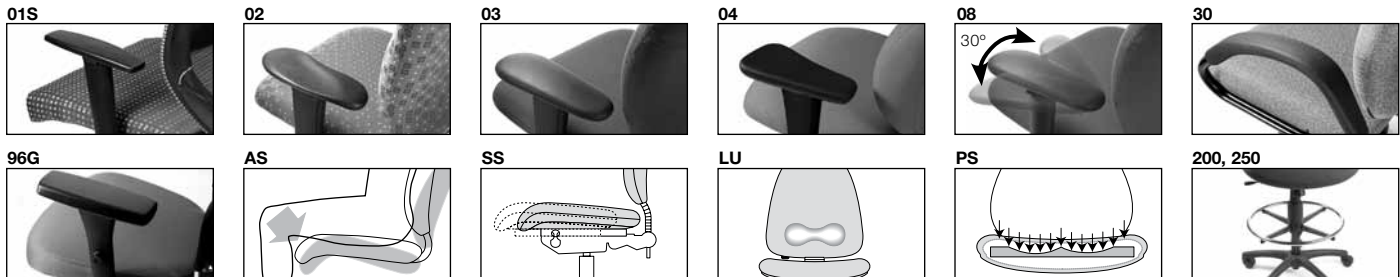
	Code	List price
Fixed Arms, Urethane Armrest	<b>26</b>	\$185
Fixed Arms, Urethane Armrest	<b>27</b>	\$125
Fixed Black Tubular Arm, Urethane Armrest	<b>28</b>	\$120
Fixed Chromed Tubular Arm, Urethane Armrest	<b>28C</b>	\$170
Fixed Arms, Urethane Armrest	<b>30</b>	\$115
Fixed Arms, Urethane Armrest	<b>40</b>	\$115
Fixed Aluminum Arm	<b>60</b>	\$145
Fixed Arms, Urethane Armrest	<b>70</b>	\$115
Fixed T Arms, Standard Pad	<b>91</b>	\$70

**Back Options**

	Code	List price
Air Lumbar	<b>LU</b>	\$85
Ratchet back, Standard on Y Mechanism	<b>RB</b>	\$70
High Ratchet Back Bar +2"	<b>HRB</b>	\$27

**Cylinder/Mechanism Options** (see chart on page 4)

	Code	List price
Manual Lift	<b>ML</b>	N/C
80 mm Cylinder	<b>80</b>	N/C
100 mm Cylinder	<b>100</b>	N/C
120 mm Cylinder	<b>120</b>	N/C
140 mm Cylinder	<b>140</b>	\$25
Drafting Kit 8" Stroke, E,S Mech., L&H Backs Only	<b>200</b>	\$120
Drafting Kit 10" Stroke, E,S Mech., L&H Backs Only	<b>250</b>	\$120
12" Fixed Footrest, E,S Mec. w/250 cyl. Only	<b>FFR</b>	\$20



# flex Task chair

**To Order:** Choose a back size and mechanism and any options from left to right and then add the fabric name and color number. **An example: FX-D-F-01-SS-120-Theory Lime:** Flex Director Back, Multi-Function Mechanism, 01 Arms, Seat Slider, 120 mm Cylinder.



FX-D-T-03

FX-E-E-02

## Specifications

Steel construction and Suspension technique.  
 1¼" medium-density foam on backrest.  
 1⅞" high-density molded foam on seat.  
 Fabric (or leather) cover with zipper, replaceable in the field.  
 All components finished in black.  
 Backrest height and width:  
 Low backrest (L): 16"H x 17½"W (406 x 445 mm)  
 High backrest (H): 21"H x 17½"W (533 x 445 mm)  
 Director backrest (D): 27"H x 17½"W (686 x 445 mm)  
 Exec backrest (E): 30"H x 17½"W (762 x 445 mm)  
 Seat depth: 19" (483 mm)  
 Seat width: 20" (508 mm)

### Director backrest



Code	Description	Grade:	C.O.M. fabric							Leather
			A	B	C	D	E	F	G	
<b>FX-D-S</b>	Swivel	508	532	569	606	656	737	847	1097	
<b>FX-D-T</b>	Swivel-Tilt, 0 degree tilt-lock	569	593	630	667	717	798	908	1158	
<b>FX-D-E</b>	Ergo 3 Paddles	575	599	636	673	723	804	914	1164	
<b>FX-D-F</b>	Multi-Funct., Center Tilt, Infinite Lock	591	615	652	689	739	820	930	1180	
<b>FX-D-K</b>	Knee-Tilt	672	696	733	770	820	901	1011	1261	
<b>FX-D-Y</b>	Synchro-tilt 2 to 1, Ratchet Back	700	724	761	798	848	929	1039	1289	
<b>FX-D-P</b>	Multi-Function, Knee-Tilt	761	785	822	859	909	990	1100	1350	
<b>FX-D-B</b>	24/7, Multi-Function, Center Tilt, Ratchet Back	930	954	991	1028	1078	1159	1269	1519	

24"W x 23¾"D x 45"H (610 x 603 x 1140 mm) / C.O.M. fabric: 1.7 yd (1,55 m), Leather: 32 ft² (3 m²)

### Exec backrest



<b>FX-E-S</b>	Swivel	547	573	613	653	707	795	913	1138
<b>FX-E-T</b>	Swivel-Tilt, 0 degree tilt-lock	608	634	674	714	768	856	974	1199
<b>FX-E-E</b>	Ergo 3 Paddles	614	640	680	720	774	862	980	1205
<b>FX-E-F</b>	Multi-Funct., Center Tilt, Infinite Lock	630	656	696	736	790	878	996	1221
<b>FX-E-K</b>	Knee-Tilt	711	737	777	817	871	959	1077	1302
<b>FX-E-Y</b>	Synchro-tilt 2 to 1, Ratchet Back	739	765	805	845	899	987	1105	1330
<b>FX-E-P</b>	Multi-Function, Knee-Tilt	800	826	866	906	960	1048	1166	1391
<b>FX-E-B</b>	24/7, Multi-Function, Center Tilt, Ratchet Back	969	995	1035	1075	1129	1217	1335	1560

24"W x 23¾"D x 48"H (610 x 603 x 1220 mm) / C.O.M. fabric: 1.75 yd (1,6 m), Leather: 33 ft² (3,1 m²)

## OPTIONS

### Adjustable Arm Options

	Code	List price
Width/Height Adjustable, Standard Pad	<b>01</b>	\$120
Width/Height Adjustable, S Pad	<b>01S</b>	\$120
Width/Height Adjustable, Contoured Pad	<b>02</b>	\$140
Width/Height Adjustable, Gel Pad	<b>03</b>	\$175
Width/Height Adjustable, Contoured Gel pad	<b>04</b>	\$175
Width/Height Adjust. Swing Arm, Contoured Gel Pad	<b>05</b>	\$285
Pivoting Width/Height Adjustable, Standard Pad	<b>06</b>	\$180
Pivoting Width/Height Adjustable, Contoured Pad	<b>07</b>	\$200
Pivoting Width/Height Adjustable, Gel Pad	<b>08</b>	\$230
Pivoting Width/Height Adjust., Contoured Gel Pad	<b>09</b>	\$230
Multi-Function, Urethane Pad	<b>96</b>	\$175
Multi-Function, Gel Pad	<b>96G</b>	\$190
Front/Back Slider on Adjustable Arms Only	<b>FB</b>	\$40

### Seat Options

	Code	List price
Large Seat, 21"W x 20"D	<b>L</b>	\$20
Small Seat, 19½"W x 18"D	<b>S</b>	N/C
Extra Small Seat, 17"W x 17"D	<b>XS</b>	\$22
Sliding Seat Pan	<b>SS</b>	\$60
Articulated Seat Pan, N/A on S and XS Seats	<b>AS</b>	\$35
Pressure Sens. Foam, Reg. & L Seats	<b>PS</b>	\$80

### Cylinder/Mechanism Options (see chart on page 4)

	Code	List price
Manual Lift	<b>ML</b>	N/C
80 mm Cylinder	<b>80</b>	N/C
100 mm Cylinder	<b>100</b>	N/C
120 mm Cylinder	<b>120</b>	N/C
140 mm Cylinder	<b>140</b>	\$25

### Fixed Arm Options

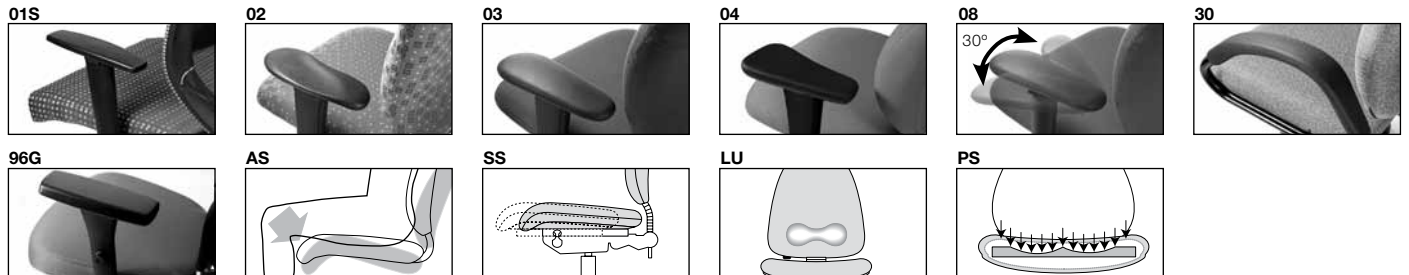
	Code	List price
Fixed Arms, Urethane Armrest	<b>26</b>	\$185
Fixed Arms, Urethane Armrest	<b>27</b>	\$125
Fixed Black Tubular Arm, Urethane Armrest	<b>28</b>	\$120
Fixed Chromed Tubular Arm, Urethane Armrest	<b>28C</b>	\$170
Fixed Arms, Urethane Armrest	<b>30</b>	\$115
Fixed Arms, Urethane Armrest	<b>40</b>	\$115
Fixed Aluminum Arm	<b>60</b>	\$145
Fixed Arms, Urethane Armrest	<b>70</b>	\$115
Fixed T Arms, Standard Pad	<b>91</b>	\$70

### Back Options

	Code	List price
Air Lumbar	<b>LU</b>	\$85
Ratchet back, Standard on Y Mechanism	<b>RB</b>	\$70
High Ratchet Back Bar +2"	<b>HRB</b>	\$27

### Base/Casters Options

	Code	List price
Polished Aluminum Base	<b>AL</b>	\$90
Black Aluminum Base	<b>BAL</b>	\$105
High Hub Aluminum Base	<b>HAL</b>	\$95
High Hub Black Resin Base	<b>HBL</b>	N/C
Hard Surface Casters	<b>SW</b>	\$12
Glides	<b>GL</b>	\$10
3" Heavy Duty Casters, Std on Everest and Marathon	<b>IC</b>	\$44



task/ergonomic

# flex Monoshell task chair

**To Order:** Choose a back size and mechanism and any options from left to right and then add the fabric name and color number. **An example: FO-H-K-30-AS-Theory Lime:** Flex Monoshell High Back, Knee-tilt Mechanism, 30 Arms, Articulated Seat Pan.



## Specifications

Monopiece steel frame and Suspension technique.  
 1¼" medium-density foam on backrest.  
 1⅞" high-density molded foam on seat.  
 Fabric (or leather) cover with zipper, replaceable in the field.  
 All components finished in black.  
 Backrest height and width:  
 Low backrest (L): 16"H x 17½"W (406 x 445 mm)  
 High backrest (H): 21"H x 17½"W (533 x 445 mm)  
 Director backrest (D): 27"H x 17½"W (686 x 445 mm)  
 Exec backrest (E): 30"H x 17½"W (762 x 445 mm)  
 Seat depth: 19" (483 mm)  
 Seat width: 20" (508 mm)

### Low backrest



Code	Description	Grade:	C.O.M. fabric							Leather
			A	B	C	D	E	F	G	
<b>FO-L-S</b>	Swivel		417	435	463	491	529	590	673	912
<b>FO-L-T</b>	Swivel-Tilt, 0 degree tilt-lock		448	466	494	522	560	621	704	943
<b>FO-L-K</b>	Knee-Tilt		581	599	627	655	693	754	837	1076

24"W x 24½"D x 33½"H (610 x 622 x 850 mm) / C.O.M. fabric: 1.35 yd (1,25 m), Leather: 26 ft² (2,42 m²)

### High backrest



<b>FO-H-S</b>	Swivel		461	483	517	551	597	672	772	1011
<b>FO-H-T</b>	Swivel-Tilt, 0 degree tilt-lock		492	514	548	582	628	703	803	1042
<b>FO-H-K</b>	Knee-Tilt		625	647	681	715	761	836	936	1175

24"W x 23¾"D x 38½"H (610 x 603 x 980 mm) / C.O.M. fabric: 1.45 yd (1,35 m), Leather: 28 ft² (2,6 m²)

### Director backrest



<b>FO-D-S</b>	Swivel		531	555	592	629	679	760	870	1141
<b>FO-D-T</b>	Swivel-Tilt, 0 degree tilt-lock		592	616	653	690	740	821	931	1202
<b>FO-D-K</b>	Knee-Tilt		695	719	756	793	843	924	1034	1305

24"W x 23¾"D x 45"H (610 x 603 x 1140 mm) / C.O.M. fabric: 1.7 yd (1,55 m), Leather: 32 ft² (3 m²)

### Exec backrest



<b>FO-E-S</b>	Swivel		582	608	648	688	742	830	948	1194
<b>FO-E-T</b>	Swivel-Tilt, 0 degree tilt-lock		643	669	709	749	803	891	1009	1255
<b>FO-E-K</b>	Knee-Tilt		746	772	812	852	906	994	1112	1358

24"W x 23¾"D x 48"H (610 x 603 x 1220 mm) / C.O.M. fabric: 1.75 yd (1,6 m), Leather: 33 ft² (3,1 m²)

## OPTIONS

### Adjustable Arm Options

	Code	List price
Width/Height Adjustable, Standard Pad	<b>01</b>	\$120
Width/Height Adjustable, S Pad	<b>01S</b>	\$120
Width/Height Adjustable, Contoured Pad	<b>02</b>	\$140
Width/Height Adjustable, Gel Pad	<b>03</b>	\$175
Width/Height Adjustable, Contoured Gel pad	<b>04</b>	\$175
Width/Height Adjust. Swing Arm, Contoured Gel Pad	<b>05</b>	\$285
Pivoting Width/Height Adjustable, Standard Pad	<b>06</b>	\$180
Pivoting Width/Height Adjustable, Contoured Pad	<b>07</b>	\$200
Pivoting Width/Height Adjustable, Gel Pad	<b>08</b>	\$230
Pivoting Width/Height Adjust., Contoured Gel Pad	<b>09</b>	\$230
Multi-Function, Urethane Pad	<b>96</b>	\$175
Multi-Function, Gel Pad	<b>96G</b>	\$190
Front/Back Slider on Adjustable Arms Only	<b>FB</b>	\$40

### Fixed Arm Options

	Code	List price
Fixed Arms, Urethane Armrest	<b>26</b>	\$185
Fixed Arms, Urethane Armrest	<b>27</b>	\$125
Fixed Black Tubular Arm, Urethane Armrest	<b>28</b>	\$120
Fixed Chromed Tubular Arm, Urethane Armrest	<b>28C</b>	\$170
Fixed Arms, Urethane Armrest	<b>30</b>	\$115
Fixed Arms, Urethane Armrest	<b>40</b>	\$115
Fixed Aluminum Arm	<b>60</b>	\$145
Fixed Arms, Urethane Armrest	<b>70</b>	\$115
Fixed T Arms, Standard Pad	<b>91</b>	\$70

### Base/Casters Options


	Code	List price
Polished Aluminum Base	<b>AL</b>	\$90
Black Aluminum Base	<b>BAL</b>	\$105
High Hub Aluminum Base	<b>HAL</b>	\$95
High Hub Black Resin Base	<b>HBL</b>	N/C
Hard Surface Casters	<b>SW</b>	\$12
Glides	<b>GL</b>	\$10
3" Heavy Duty Casters, Std on Everest and Marathon	<b>IC</b>	\$44

### Seat Options

	Code	List price
Articulated Seat Pan	<b>AS</b>	\$35

### Cylinder/Mechanism Options (see chart on page 4)

	Code	List price
Manual Lift	<b>ML</b>	N/C
80 mm Cylinder	<b>80</b>	N/C
100 mm Cylinder	<b>100</b>	N/C
120 mm Cylinder	<b>120</b>	N/C
140 mm Cylinder	<b>140</b>	\$25



# flex Side chair

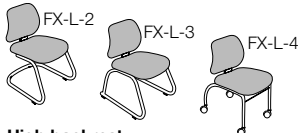
**To Order:** Choose a back size and any options from left to right and then add the fabric name and color number. **An example: FX-H-2-30-Theory Lime:** Flex Cantilever Base, High Back, 30 Arms.



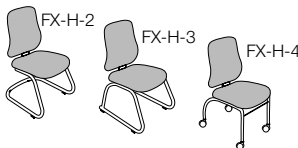
## Specifications

Steel construction and Suspension technique.  
 1¼" medium-density foam on backrest.  
 1⅝" high-density molded foam on seat.  
 Fabric (or leather) cover with zipper, replaceable in the field.  
 All components finished in black.  
 Backrest height and width:  
 Low backrest (L): 16"H x 17½"W (406 x 445 mm)  
 High backrest (H): 21"H x 17½"W (533 x 445 mm)  
 Seat depth: 19" (483 mm)  
 Seat width: 20" (508 mm)

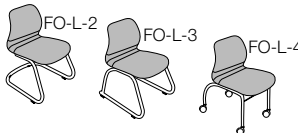
### Low backrest



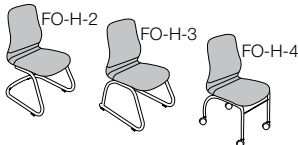
### High backrest



### Low backrest monoshell



### High backrest monoshell



Code	Description	Grade:	C.O.M. fabric							Leather
			A	B	C	D	E	F	G	
<b>FX-L-2</b>	Cantilever Base on Glides	392	410	438	466	504	565	648	866	
<b>FX-L-3</b>	Sled Base with Glides	392	410	438	466	504	565	648	866	
<b>FX-L-4</b>	4 Leg Base on Casters	392	410	438	466	504	565	648	866	

24"W x 24½"D x 33½"H (610 x 622 x 850 mm) / C.O.M. fabric: 1.35 yd (1,25 m), Leather: 26 ft² (2,42 m²)

<b>FX-H-2</b>	Cantilever Base on Glides	421	443	477	511	557	632	732	950
<b>FX-H-3</b>	Sled Base with Glides	421	443	477	511	557	632	732	950
<b>FX-H-4</b>	4 Leg Base on Casters	421	443	477	511	557	632	732	950

24"W x 23¾"D x 38½"H (610 x 603 x 980 mm) / C.O.M. fabric: 1.45 yd (1,35 m), Leather: 28 ft² (2,6 m²)

<b>FO-L-2</b>	Cantilever Base on Glides	385	403	431	459	497	558	641	880
<b>FO-L-3</b>	Sled Base with Glides	385	403	431	459	497	558	641	880
<b>FO-L-4</b>	4 Leg Base on Casters	385	403	431	459	497	558	641	880

24"W x 24½"D x 33½"H (610 x 622 x 850 mm) / C.O.M. fabric: 1.35 yd (1,25 m), Leather: 26 ft² (2,42 m²)

<b>FO-H-2</b>	Cantilever Base on Glides	420	442	476	510	556	631	731	970
<b>FO-H-3</b>	Sled Base with Glides	420	442	476	510	556	631	731	970
<b>FO-H-4</b>	4 Leg Base on Casters	420	442	476	510	556	631	731	970

24"W x 23¾"D x 38½"H (610 x 603 x 980 mm) / C.O.M. fabric: 1.45 yd (1,35 m), Leather: 28 ft² (2,6 m²)

## OPTIONS

Fixed Arm Options	Code	List price
Fixed Arms, Urethane Armrest	<b>26</b>	\$185
Fixed Arms, Urethane Armrest	<b>27</b>	\$125
Fixed Black Tubular Arm, Urethane Armrest	<b>28</b>	\$120
Fixed Chromed Tubular Arm, Urethane Armrest	<b>28C</b>	\$170
Fixed Arms, Urethane Armrest	<b>30</b>	\$115
Flip Up Tablet Arm, Left	<b>33</b>	\$215
Flip Up Tablet Arm, Right	<b>34</b>	\$215
Fixed Arms, Urethane Armrest	<b>40</b>	\$115
Fixed Aluminum Arm	<b>60</b>	\$145
Fixed Arms, Urethane Armrest	<b>70</b>	\$115
Fixed T Arms, Standard Pad	<b>91</b>	\$70

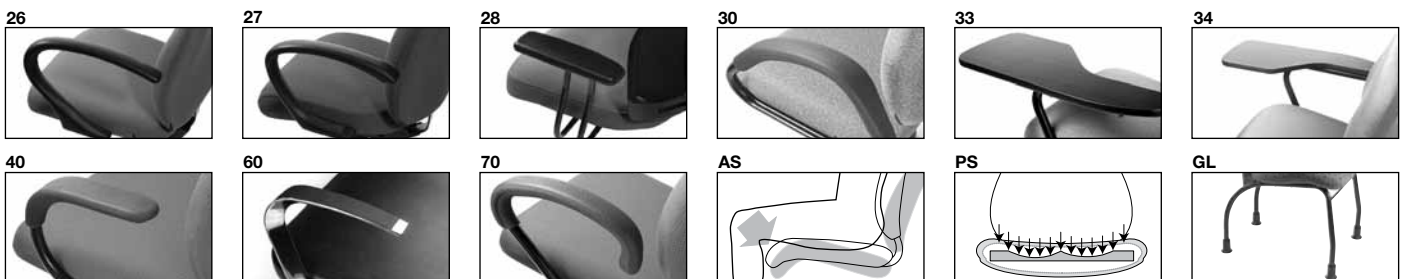
Seat Options	Code	List price
Large Seat, 21"W x 20"D, N/A on mono	<b>L</b>	\$20
Articulated Seat Pan	<b>AS</b>	\$35
Pressure Sens. Foam, Reg. & L Seats	<b>PS</b>	\$80

Finish Options	Code	List price
Chrome	<b>C</b>	\$60

Laminate Options Tablet Arm	Code	List price
Black Laminate Tablet Arm	<b>BLL</b>	N/C

*Other tablet arm laminates available upon request*

Base/Casters Options	Code	List price
Hard Surface Casters	<b>SW</b>	\$12
Glides	<b>GL</b>	\$10





# sensaflex Task chair

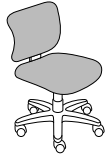
**To Order:** Choose a back size and mechanism and any options from left to right and then add the fabric name and color number. **An example: SA-H-F-01-SS-120-Theory Lime:** Sensaflex High Back, Multi-Function Mechanism, 01 Arms, Seat Slider, 120 mm Cylinder.



## Specifications

Steel construction and Suspension technique.  
 1¼" medium-density foam on backrest.  
 1⅝" high-density molded foam on seat.  
 Fabric (or leather) cover with zipper, replaceable in the field.  
 All components finished in black.  
 Backrest height and width:  
 Low backrest (L): 16"H x 18"W (406 x 457mm)  
 High backrest (H): 21"H x 18"W (533 x 457mm)  
 Director backrest (D): 27"H x 18"W (686 x 457mm)  
 Exec backrest (E): 30"H x 18"W (762 x 457mm)  
 Seat depth: 19" (483 mm)  
 Seat width: 20" (508 mm)

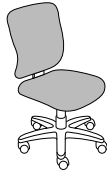
Low backrest



Code	Description	Grade:	C.O.M. fabric							Leather
			A	B	C	D	E	F	G	
SA-L-S	Swivel		462	480	508	536	574	635	718	936
SA-L-T	Swivel-Tilt, 0 degree tilt-lock		493	511	539	567	605	666	749	967
SA-L-E	Ergo 3 Paddles		529	547	575	603	641	702	785	1003
SA-L-F	Multi-Funct., Center Tilt, Infinite Lock		545	563	591	619	657	718	801	1019
SA-L-K	Knee-Tilt		626	644	672	700	738	799	882	1100
SA-L-Y	Synchro-tilt 2 to 1, Ratchet Back		654	672	700	728	766	827	910	1128
SA-L-P	Multi-Function, Knee-Tilt		715	733	761	789	827	888	971	1189
SA-L-B	24/7, Multi-Function, Center Tilt, Ratchet Back		904	922	950	978	1016	1077	1160	1378

24¾"W x 24½"D x 33½"H (629 x 622 x 850 mm) / C.O.M. fabric: 1.35 yd (1,25 m), Leather: 24 ft² (2,23 m²)

High backrest



SA-H-S	Swivel		479	501	535	569	615	690	790	1008
SA-H-T	Swivel-Tilt, 0 degree tilt-lock		510	532	566	600	646	721	821	1039
SA-H-E	Ergo 3 Paddles		546	568	602	636	682	757	857	1075
SA-H-F	Multi-Funct., Center Tilt, Infinite Lock		562	584	618	652	698	773	873	1091
SA-H-K	Knee-Tilt		643	665	699	733	779	854	954	1172
SA-H-Y	Synchro-tilt 2 to 1, Ratchet Back		671	693	727	761	807	882	982	1200
SA-H-P	Multi-Function, Knee-Tilt		732	754	788	822	868	943	1043	1261
SA-H-B	24/7, Multi-Function, Center Tilt, Ratchet Back		921	943	977	1011	1057	1132	1232	1450

24¾"W x 24½"D x 38½"H (629 x 622 x 980 mm) / C.O.M. fabric: 1.5 yd (1,35 m), Leather: 26 ft² (2,42 m²)

## OPTIONS

### Adjustable Arm Options

	Code	List price
Width/Height Adjustable, Standard Pad	01	\$120
Width/Height Adjustable, S Pad	01S	\$120
Width/Height Adjustable, Contoured Pad	02	\$140
Width/Height Adjustable, Gel Pad	03	\$175
Width/Height Adjustable, Contoured Gel pad	04	\$175
Width/Height Adjust. Swing Arm, Contoured Gel Pad	05	\$285
Pivoting Width/Height Adjustable, Standard Pad	06	\$180
Pivoting Width/Height Adjustable, Contoured Pad	07	\$200
Pivoting Width/Height Adjustable, Gel Pad	08	\$230
Pivoting Width/Height Adjust., Contoured Gel Pad	09	\$230
Multi-Function, Urethane Pad	96	\$175
Multi-Function, Gel Pad	96G	\$190
Front/Back Slider on Adjustable Arms Only	FB	\$40

### Seat Options

	Code	List price
Large Seat, 21"W x 20"D	L	\$20
Small Seat, 19½"W x 18"D	S	N/C
Extra Small Seat, 17"W x 17"D	XS	\$22
Sliding Seat Pan	SS	\$60
Articulated Seat Pan, N/A on S and XS Seats	AS	\$35
Pressure Sens. Foam, Reg. & L Seats	PS	\$80

### Base/Casters Options

	Code	List price
Polished Aluminum Base	AL	\$90
Black Aluminum Base	BAL	\$105
High Hub Aluminum Base	HAL	\$95
High Hub Black Resin Base	HBL	N/C
Hard Surface Casters	SW	\$12
Glides	GL	\$10
3" Heavy Duty Casters, Std on Everest and Marathon	IC	\$44

### Fixed Arm Options

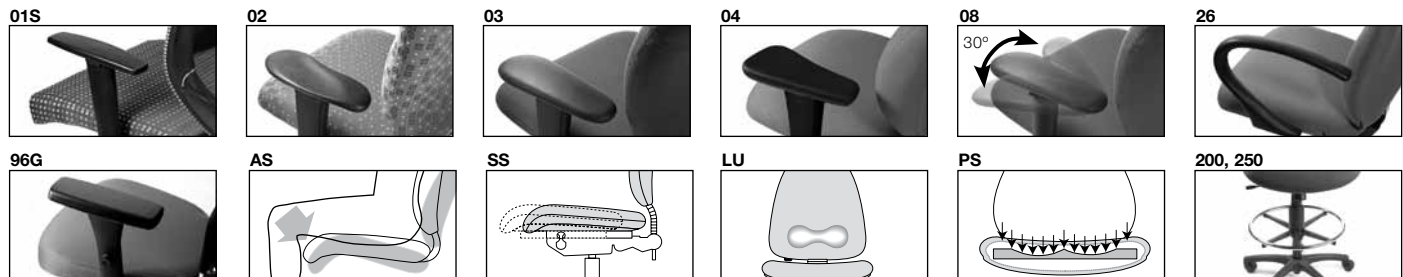
	Code	List price
Fixed Arms, Urethane Armrest	26	\$185
Fixed Arms, Urethane Armrest	27	\$125
Fixed Black Tubular Arm, Urethane Armrest	28	\$120
Fixed Chromed Tubular Arm, Urethane Armrest	28C	\$170
Fixed Arms, Urethane Armrest	30	\$115
Fixed Arms, Urethane Armrest	40	\$115
Fixed Aluminum Arm	60	\$145
Fixed Arms, Urethane Armrest	70	\$115
Fixed T Arms, Standard Pad	91	\$70

### Back Options

	Code	List price
Air Lumbar	LU	\$85
Ratchet back, Standard on Y Mechanism	RB	\$70
High Ratchet Back Bar +2"	HRB	\$27

### Cylinder/Mechanism Options (see chart on page 4)

	Code	List price
Manual Lift	ML	N/C
80 mm Cylinder	80	N/C
100 mm Cylinder	100	N/C
120 mm Cylinder	120	N/C
140 mm Cylinder	140	\$25
Drafting Kit 8" Stroke, E,S Mech., L&H Backs Only	200	\$120
Drafting Kit 10" Stroke, E,S Mech., L&H Backs Only	250	\$120
12" Fixed Footrest, E,S Mec. w/250 cyl. Only	FFR	\$20



# sensaflex Task chair

**To Order:** Choose a back size and mechanism and any options from left to right and then add the fabric name and color number. **An example: SA-D-F-01-SS-120-Theory Lime:** Sensaflex Director Back, Multi-Function Mechanism, 01 Arms, Seat Slider, 120 mm Cylinder.



SA-D-E-02-RB

## Specifications

Steel construction and Suspension technique.  
 1¼" medium-density foam on backrest.  
 1½" high-density molded foam on seat.  
 Fabric (or leather) cover with zipper, replaceable in the field.  
 All components finished in black.  
 Backrest height and width:  
 Low backrest (L): 16"H x 18"W (406 x 457mm)  
 High backrest (H): 21"H x 18"W (533 x 457mm)  
 Director backrest (D): 27"H x 18"W (686 x 457mm)  
 Exec backrest (E): 30"H x 18"W (762 x 457mm)  
 Seat depth: 19" (483 mm)  
 Seat width: 20" (508 mm)

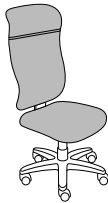
### Director backrest



Code	Description	Grade:	C.O.M. fabric							Leather
			A	B	C	D	E	F	G	
SA-D-S	Swivel	609	635	675	715	769	857	975	1200	
SA-D-T	Swivel-Tilt, 0 degree tilt-lock	670	696	736	776	830	918	1036	1261	
SA-D-E	Ergo 3 Paddles	676	702	742	782	836	924	1042	1267	
SA-D-F	Multi-Funct., Center Tilt, Infinite Lock	692	718	758	798	852	940	1058	1283	
SA-D-K	Knee-Tilt	773	799	839	879	933	1021	1139	1364	
SA-D-Y	Synchro-tilt 2 to 1, Ratchet Back	801	827	867	907	961	1049	1167	1392	
SA-D-P	Multi-Function, Knee-Tilt	862	888	928	968	1022	1110	1228	1453	
SA-D-B	24/7, Multi-Function, Center Tilt, Ratchet Back	1031	1057	1097	1137	1191	1279	1397	1622	

24¾"W x 24½"D x 45"H (629 x 622 x 1140 mm) / C.O.M. fabric: 1.75 yd (1,6 m), Leather: 30 ft² (2,8 m²)

### Exec backrest



Code	Description	Grade:	C.O.M. fabric							Leather
			A	B	C	D	E	F	G	
SA-E-S	Swivel	609	635	675	715	769	857	975	1200	
SA-E-T	Swivel-Tilt, 0 degree tilt-lock	670	696	736	776	830	918	1036	1261	
SA-E-E	Ergo 3 Paddles	676	702	742	782	836	924	1042	1267	
SA-E-F	Multi-Funct., Center Tilt, Infinite Lock	692	718	758	798	852	940	1058	1283	
SA-E-K	Knee-Tilt	773	799	839	879	933	1021	1139	1364	
SA-E-Y	Synchro-tilt 2 to 1, Ratchet Back	801	827	867	907	961	1049	1167	1392	
SA-E-P	Multi-Function, Knee-Tilt	862	888	928	968	1022	1110	1228	1453	
SA-E-B	24/7, Multi-Function, Center Tilt, Ratchet Back	1031	1057	1097	1137	1191	1279	1397	1622	

24¾"W x 24"D x 48"H (629 x 610 x 1220 mm) / C.O.M. fabric: 1.8 yd (1,65 m), Leather: 32 ft² (3 m²)

## OPTIONS

### Adjustable Arm Options

	Code	List price
Width/Height Adjustable, Standard Pad	01	\$120
Width/Height Adjustable, S Pad	01S	\$120
Width/Height Adjustable, Contoured Pad	02	\$140
Width/Height Adjustable, Gel Pad	03	\$175
Width/Height Adjustable, Contoured Gel pad	04	\$175
Width/Height Adjust. Swing Arm, Contoured Gel Pad	05	\$285
Pivoting Width/Height Adjustable, Standard Pad	06	\$180
Pivoting Width/Height Adjustable, Contoured Pad	07	\$200
Pivoting Width/Height Adjustable, Gel Pad	08	\$230
Pivoting Width/Height Adjust., Contoured Gel Pad	09	\$230
Multi-Function, Urethane Pad	96	\$175
Multi-Function, Gel Pad	96G	\$190
Front/Back Slider on Adjustable Arms Only	FB	\$40

### Seat Options

	Code	List price
Large Seat, 21"W x 20"D	L	\$20
Small Seat, 19½"W x 18"D	S	N/C
Extra Small Seat, 17"W x 17"D	XS	\$22
Sliding Seat Pan	SS	\$60
Articulated Seat Pan, N/A on S and XS Seats	AS	\$35
Pressure Sens. Foam, Reg. & L Seats	PS	\$80

### Cylinder/Mechanism Options (see chart on page 4)

	Code	List price
Manual Lift	ML	N/C
80 mm Cylinder	80	N/C
100 mm Cylinder	100	N/C
120 mm Cylinder	120	N/C
140 mm Cylinder	140	\$25

### Fixed Arm Options

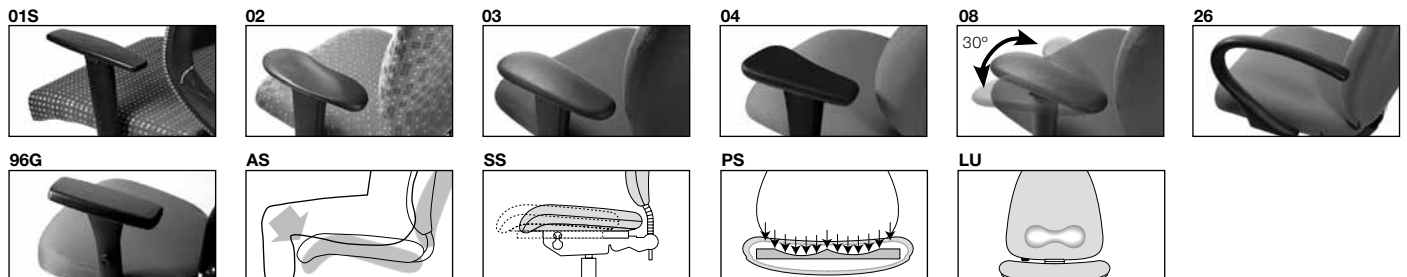
	Code	List price
Fixed Arms, Urethane Armrest	26	\$185
Fixed Arms, Urethane Armrest	27	\$125
Fixed Black Tubular Arm, Urethane Armrest	28	\$120
Fixed Chromed Tubular Arm, Urethane Armrest	28C	\$170
Fixed Arms, Urethane Armrest	30	\$115
Fixed Arms, Urethane Armrest	40	\$115
Fixed Aluminum Arm	60	\$145
Fixed Arms, Urethane Armrest	70	\$115
Fixed T Arms, Standard Pad	91	\$70

### Back Options

	Code	List price
Air Lumbar	LU	\$85
Ratchet back, Standard on Y Mechanism	RB	\$70
High Ratchet Back Bar +2"	HRB	\$27

### Base/Casters Options

	Code	List price
Polished Aluminum Base	AL	\$90
Black Aluminum Base	BAL	\$105
High Hub Aluminum Base	HAL	\$95
High Hub Black Resin Base	HBL	N/C
Hard Surface Casters	SW	\$12
Glides	GL	\$10
3" Heavy Duty Casters, Std on Everest and Marathon	IC	\$44



task/ergonomic

# sensaflex Monoshell task chair

**To Order:** Choose a back size and mechanism and any options from left to right and then add the fabric name and color number. **An example: SO-H-K-40-AS-Theory Lime:** Sensaflex Monoshell High Back, Knee-tilt Mechanism, 40 Arms, Articulated Seat Pan.



## Specifications

Monopiece steel frame and Suspension technique.  
 1¼" medium-density foam on backrest.  
 1⅝" high-density molded foam on seat.  
 Fabric (or leather) cover with zipper, replaceable in the field.  
 All components finished in black.  
 Backrest height and width:  
 Low backrest (L): 16"H x 18"W (406 x 457mm)  
 High backrest (H): 21"H x 18"W (533 x 457mm)  
 Director backrest (D): 27"H x 18"W (686 x 457mm)  
 Exec backrest (E): 30"H x 18"W (762 x 457mm)  
 Seat depth: 19" (483 mm)  
 Seat width: 20" (508 mm)

**Low backrest**



Code	Description	Grade:	C.O.M. fabric							Leather
			A	B	C	D	E	F	G	
<b>SO-L-S</b>	Swivel		492	510	538	566	604	665	748	1014
<b>SO-L-T</b>	Swivel-Tilt, 0 degree tilt-lock		523	541	569	597	635	696	779	1045
<b>SO-L-K</b>	Knee-Tilt		656	674	702	730	768	829	912	1178

24¾"W x 24½"D x 33½"H (629 x 622 x 850 mm) / C.O.M. fabric: 1.5 yd (1,35 m), Leather: 28 ft² (2,6 m²)

**High backrest**



<b>SO-H-S</b>	Swivel		538	560	594	628	674	749	849	1109
<b>SO-H-T</b>	Swivel-Tilt, 0 degree tilt-lock		569	591	625	659	705	780	880	1140
<b>SO-H-K</b>	Knee-Tilt		702	724	758	792	838	913	1013	1273

24¾"W x 24½"D x 38½"H (629 x 622 x 980 mm) / C.O.M. fabric: 1.6 yd (1,45 m), Leather: 30 ft² (2,8 m²)

**Director backrest**



<b>SO-D-S</b>	Swivel		671	697	737	777	831	919	1037	1304
<b>SO-D-T</b>	Swivel-Tilt, 0 degree tilt-lock		732	758	798	838	892	980	1098	1365
<b>SO-D-K</b>	Knee-Tilt		835	861	901	941	995	1083	1201	1468

24¾"W x 24½"D x 45"H (629 x 622 x 1140 mm) / C.O.M. fabric: 1.85 yd (1,7 m), Leather: 33 ft² (3,1 m²)

**Exec backrest**



<b>SO-E-S</b>	Swivel		671	697	737	777	831	919	1037	1304
<b>SO-E-T</b>	Swivel-Tilt, 0 degree tilt-lock		732	758	798	838	892	980	1098	1365
<b>SO-E-K</b>	Knee-Tilt		835	861	901	941	995	1083	1201	1468

24¾"W x 24"D x 48"H (629 x 610 x 1220 mm) / C.O.M. fabric: 1.9 yd (1,75 m), Leather: 35 ft² (3,25 m²)

## OPTIONS

### Adjustable Arm Options

	Code	List price
Width/Height Adjustable, Standard Pad	<b>01</b>	\$120
Width/Height Adjustable, S Pad	<b>01S</b>	\$120
Width/Height Adjustable, Contoured Pad	<b>02</b>	\$140
Width/Height Adjustable, Gel Pad	<b>03</b>	\$175
Width/Height Adjustable, Contoured Gel pad	<b>04</b>	\$175
Width/Height Adjust. Swing Arm, Contoured Gel Pad	<b>05</b>	\$285
Pivoting Width/Height Adjustable, Standard Pad	<b>06</b>	\$180
Pivoting Width/Height Adjustable, Contoured Pad	<b>07</b>	\$200
Pivoting Width/Height Adjustable, Gel Pad	<b>08</b>	\$230
Pivoting Width/Height Adjust., Contoured Gel Pad	<b>09</b>	\$230
Multi-Function, Urethane Pad	<b>96</b>	\$175
Multi-Function, Gel Pad	<b>96G</b>	\$190
Front/Back Slider on Adjustable Arms Only	<b>FB</b>	\$40

### Seat Options

	Code	List price
Articulated Seat Pan	<b>AS</b>	\$35

### Cylinder/Mechanism Options (see chart on page 4)


	Code	List price
Manual Lift	<b>ML</b>	N/C
80 mm Cylinder	<b>80</b>	N/C
100 mm Cylinder	<b>100</b>	N/C
120 mm Cylinder	<b>120</b>	N/C
140 mm Cylinder	<b>140</b>	\$25

### Fixed Arm Options

	Code	List price
Fixed Arms, Urethane Armrest	<b>26</b>	\$185
Fixed Arms, Urethane Armrest	<b>27</b>	\$125
Fixed Black Tubular Arm, Urethane Armrest	<b>28</b>	\$120
Fixed Chromed Tubular Arm, Urethane Armrest	<b>28C</b>	\$170
Fixed Black Alum. Arm, Ureth. Armrests, S,T,K mec. only	<b>29</b>	\$180
Fixed Pol. Alum. Arm, Ureth. Armrests, S,T,K mec. only	<b>29P</b>	\$180
Fixed Arms, Urethane Armrest	<b>30</b>	\$115
Fixed Arms, Urethane Armrest	<b>40</b>	\$115
Fixed Aluminum Arm	<b>60</b>	\$145
Fixed Arms, Urethane Armrest	<b>70</b>	\$115
Fixed T Arms, Standard Pad	<b>91</b>	\$70

### Base/Casters Options

	Code	List price
Polished Aluminum Base	<b>AL</b>	\$90
Black Aluminum Base	<b>BAL</b>	\$105
High Hub Aluminum Base	<b>HAL</b>	\$95
High Hub Black Resin Base	<b>HBL</b>	N/C
Hard Surface Casters	<b>SW</b>	\$12
Glides	<b>GL</b>	\$10
3" Heavy Duty Casters, Std on Everest and Marathon	<b>IC</b>	\$44



# sensaflex Side chair

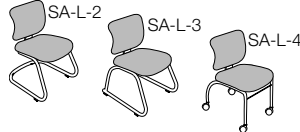
**To Order:** Choose a back size and any options from left to right and then add the fabric name and color number. **An example: SA-H-2-40-Theory Lime:** Sensaflex Cantilever Base, High Back, 40 Arms.



## Specifications

Steel construction and Suspension technique.  
 1¼" medium-density foam on backrest.  
 1⅝" high-density molded foam on seat.  
 Fabric (or leather) cover with zipper, replaceable in the field.  
 All components finished in black.  
 Backrest height and width:  
 Low backrest (L): 16"H x 18"W (406 x 457mm)  
 High backrest (H): 21"H x 18"W (533 x 457mm)  
 Seat depth: 19" (483 mm)  
 Seat width: 20" (508 mm)

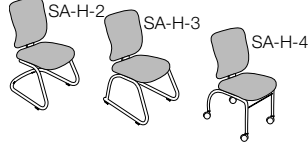
### Low backrest



Code	Description	Grade:	C.O.M. fabric							Leather
			A	B	C	D	E	F	G	
SA-L-2	Cantilever Base on Glides		425	443	471	499	537	598	681	899
SA-L-3	Sled Base with Glides		425	443	471	499	537	598	681	899
SA-L-4	4 Leg Base on Casters		425	443	471	499	537	598	681	899

24¾"W x 24½"D x 33½"H (629 x 622 x 850 mm) / C.O.M. fabric: 1.35 yd (1,25 m), Leather: 24 ft² (2,23 m²)

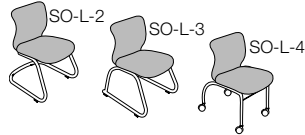
### High backrest



SA-H-2	Cantilever Base on Glides		453	475	509	543	589	664	764	982
SA-H-3	Sled Base with Glides		453	475	509	543	589	664	764	982
SA-H-4	4 Leg Base on Casters		453	475	509	543	589	664	764	982

24¾"W x 24½"D x 38½"H (629 x 622 x 980 mm) / C.O.M. fabric: 1.5 yd (1,35 m), Leather: 26 ft² (2,42 m²)

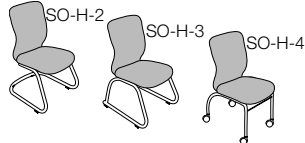
### Low backrest monoshell



SO-L-2	Cantilever Base on Glides		447	465	493	521	559	620	703	969
SO-L-3	Sled Base with Glides		447	465	493	521	559	620	703	969
SO-L-4	4 Leg Base on Casters		447	465	493	521	559	620	703	969

24¾"W x 24½"D x 33½"H (629 x 622 x 850 mm) / C.O.M. fabric: 1.5 yd (1,35 m), Leather: 28 ft² (2,6 m²)

### High backrest monoshell



SO-H-2	Cantilever Base on Glides		495	517	551	585	631	706	806	1066
SO-H-3	Sled Base with Glides		495	517	551	585	631	706	806	1066
SO-H-4	4 Leg Base on Casters		495	517	551	585	631	706	806	1066

24¾"W x 24½"D x 38½"H (629 x 622 x 980 mm) / C.O.M. fabric: 1.6 yd (1,45 m), Leather: 30 ft² (2,8 m²)

## OPTIONS

### Fixed Arm Options

Code	List price
26	\$185
27	\$125
28	\$120
28C	\$170
30	\$115
33	\$215
34	\$215
40	\$115
60	\$145
70	\$115
91	\$70

### Seat Options

Code	List price
L	\$20
AS	\$35
PS	\$80

### Finish Options

Code	List price
C	\$60

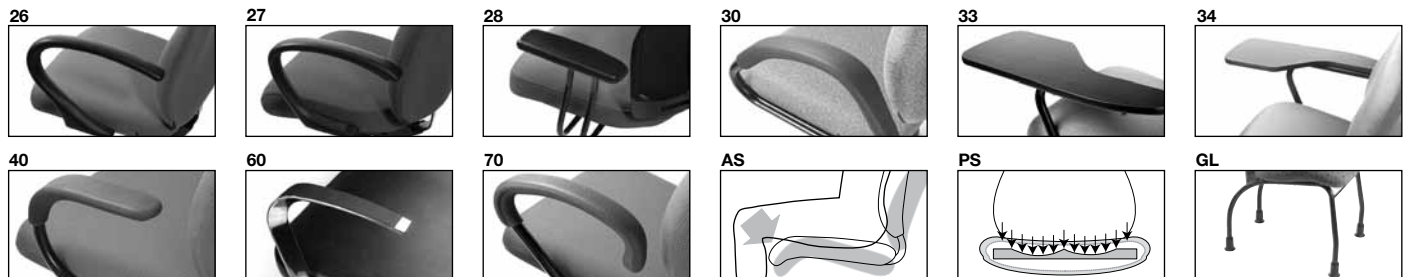
### Laminate Options Tablet Arm

Code	List price
BLL	N/C

Other tablet arm laminates available upon request

### Base/Casters Options

Code	List price
SW	\$12
GL	\$10





**To Order:** Choose a back size and mechanism and any options from left to right and then add the fabric name and color number. **An example: AD-H-F-01-SS-120-Theory Lime:** Art Deco High Back, Multi-Function Mechanism, 01 Arms, Seat Slider, 120 mm Cylinder.



**Specifications**

Steel construction and Suspension technique.  
 1 1/4" medium-density foam on backrest.  
 1 5/8" high-density molded foam on seat.  
 Fabric (or leather) cover with zipper, replaceable in the field.  
 All components finished in black.  
 Backrest height and width:  
 Low backrest (L): 16"H x 18"W (406 x 457mm)  
 High backrest (H): 21"H x 18"W (533 x 457mm)  
 Director backrest (D): 27"H x 18"W (686 x 457mm)  
 Exec backrest (E): 30"H x 18"W (762 x 457mm)  
 Seat depth: 19" (483 mm)  
 Seat width: 20" (508 mm)

**Low backrest**



Code	Description	Grade:	C.O.M. fabric							Leather
			A	B	C	D	E	F	G	
AD-L-S	Swivel		456	474	501	528	565	624	704	983
AD-L-T	Swivel-Tilt, 0 degree tilt-lock		487	505	532	559	596	655	735	1014
AD-L-E	Ergo 3 Paddles		523	541	568	595	632	691	771	1050
AD-L-F	Multi-Funct., Center Tilt, Infinite Lock		539	557	584	611	648	707	787	1066
AD-L-K	Knee-Tilt		620	638	665	692	729	788	868	1147
AD-L-Y	Synchro-tilt 2 to 1, Ratchet Back		648	666	693	720	757	816	896	1175
AD-L-P	Multi-Function, Knee-Tilt		709	727	754	781	818	877	957	1236
AD-L-B	24/7, Multi-Function, Center Tilt, Ratchet Back		898	916	943	970	1007	1066	1146	1425

23 1/2"W x 24 1/2"D x 33 1/2"H (597 x 622 x 850 mm) / C.O.M. fabric: 1.55 yd (1,4 m), Leather: 28 ft² (2,55 m²)

**High backrest**



AD-H-S	Swivel		476	495	525	555	596	662	750	1064
AD-H-T	Swivel-Tilt, 0 degree tilt-lock		507	526	556	586	627	693	781	1095
AD-H-E	Ergo 3 Paddles		543	562	592	622	663	729	817	1131
AD-H-F	Multi-Funct., Center Tilt, Infinite Lock		559	578	608	638	679	745	833	1147
AD-H-K	Knee-Tilt		640	659	689	719	760	826	914	1228
AD-H-Y	Synchro-tilt 2 to 1, Ratchet Back		668	687	717	747	788	854	942	1256
AD-H-P	Multi-Function, Knee-Tilt		729	748	778	808	849	915	1003	1317
AD-H-B	24/7, Multi-Function, Center Tilt, Ratchet Back		918	937	967	997	1038	1104	1192	1506

23 1/2"W x 24 1/2"D x 38 1/2"H (597 x 622 x 980 mm) / C.O.M. fabric: 1.65 yd (1,5 m), Leather: 30 ft² (2,8 m²)

**OPTIONS**

**Adjustable Arm Options**

Code	List price
01	\$120
01S	\$120
02	\$140
03	\$175
04	\$175
05	\$285
06	\$180
07	\$200
08	\$230
09	\$230
96	\$175
96G	\$190
FB	\$40

**Seat Options**

Code	List price
L	\$20
S	N/C
SS	\$60
AS	\$35
PS	\$80

**Base/Casters Options**

Code	List price
AL	\$90
BAL	\$105
HAL	\$95
HBL	N/C
SW	\$12
GL	\$10
IC	\$44

**Fixed Arm Options**

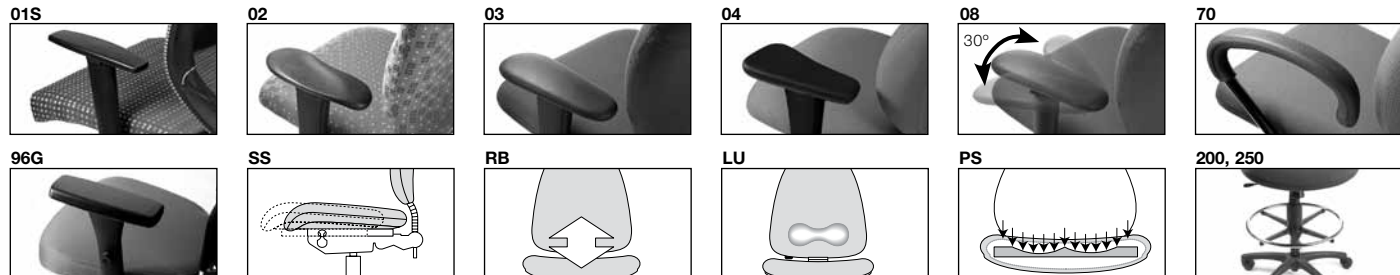
Code	List price
26	\$185
27	\$125
28	\$120
28C	\$170
30	\$115
40	\$115
60	\$145
70	\$115
91	\$70

**Back Options**

Code	List price
LU	\$85
RB	\$70
HRB	\$27

**Cylinder/Mechanism Options** (see chart on page 4)

Code	List price
ML	N/C
80	N/C
100	N/C
120	N/C
140	\$25
200	\$120
250	\$120
FFR	\$20



# art deco Task chair



AD-D-T-96



AD-E-E-02-RB

**To Order:** Choose a back size and mechanism and any options from left to right and then add the fabric name and color number. **An example: AD-D-F-01-SS-120-Theory Lime:** Art Deco Director Back, Multi-Function Mechanism, 01 Arms, Seat Slider, 120 mm Cylinder.

## Specifications

Steel construction and Suspension technique.  
 1 1/4" medium-density foam on backrest.  
 1 7/8" high-density molded foam on seat.  
 Fabric (or leather) cover with zipper, replaceable in the field.  
 All components finished in black.  
 Backrest height and width:  
 Low backrest (L): 16"H x 18"W (406 x 457mm)  
 High backrest (H): 21"H x 18"W (533 x 457mm)  
 Director backrest (D): 27"H x 18"W (686 x 457mm)  
 Exec backrest (E): 30"H x 18"W (762 x 457mm)  
 Seat depth: 19" (483 mm)  
 Seat width: 20" (508 mm)

### Director backrest



### Exec backrest



Code	Description	Grade:	C.O.M. fabric							Leather
			A	B	C	D	E	F	G	
AD-D-S	Swivel	534	558	595	632	682	763	873	1175	
AD-D-T	Swivel-Tilt, 0 degree tilt-lock	595	619	656	693	743	824	934	1236	
AD-D-E	Ergo 3 Paddles	601	625	662	699	749	830	940	1242	
AD-D-F	Multi-Funct., Center Tilt, Infinite Lock	617	641	678	715	765	846	956	1258	
AD-D-K	Knee-Tilt	698	722	759	796	846	927	1037	1339	
AD-D-Y	Synchro-tilt 2 to 1, Ratchet Back	726	750	787	824	874	955	1065	1367	
AD-D-P	Multi-Function, Knee-Tilt	787	811	848	885	935	1016	1126	1428	
AD-D-B	24/7, Multi-Function, Center Tilt, Ratchet Back	956	980	1017	1054	1104	1185	1295	1597	

23 1/2"W x 23 3/4"D x 45"H (597 x 622 x 1140 mm) / C.O.M. fabric: 1.8 yd (1,65 m), Leather: 33 ft<sup>2</sup> (3,1 m<sup>2</sup>)

AD-E-S	Swivel	576	600	637	674	724	805	915	1298
AD-E-T	Swivel-Tilt, 0 degree tilt-lock	637	661	698	735	785	866	976	1359
AD-E-E	Ergo 3 Paddles	643	667	704	741	791	872	982	1365
AD-E-F	Multi-Funct., Center Tilt, Infinite Lock	659	683	720	757	807	888	998	1381
AD-E-K	Knee-Tilt	740	764	801	838	888	969	1079	1462
AD-E-Y	Synchro-tilt 2 to 1, Ratchet Back	768	792	829	866	916	997	1107	1490
AD-E-P	Multi-Function, Knee-Tilt	829	853	890	927	977	1058	1168	1551
AD-E-B	24/7, Multi-Function, Center Tilt, Ratchet Back	998	1022	1059	1096	1146	1227	1337	1720

23 1/2"W x 23 3/4"D x 48"H (597 x 622 x 1220 mm) / C.O.M. fabric: 1.9 yd (1,75 m), Leather: 35 ft<sup>2</sup> (3.3 m<sup>2</sup>)

## OPTIONS

### Adjustable Arm Options

	Code	List price
Width/Height Adjustable, Standard Pad	01	\$120
Width/Height Adjustable, S Pad	01S	\$120
Width/Height Adjustable, Contoured Pad	02	\$140
Width/Height Adjustable, Gel Pad	03	\$175
Width/Height Adjustable, Contoured Gel pad	04	\$175
Width/Height Adjust. Swing Arm, Contoured Gel Pad	05	\$285
Pivoting Width/Height Adjustable, Standard Pad	06	\$180
Pivoting Width/Height Adjustable, Contoured Pad	07	\$200
Pivoting Width/Height Adjustable, Gel Pad	08	\$230
Pivoting Width/Height Adjust., Contoured Gel Pad	09	\$230
Multi-Function, Urethane Pad	96	\$175
Multi-Function, Gel Pad	96G	\$190
Front/Back Slider on Adjustable Arms Only	FB	\$40

### Seat Options

	Code	List price
Large Seat, 21"W x 20"D	L	\$20
Small Seat, 19 1/2"W x 18"D	S	N/C
Sliding Seat Pan	SS	\$60
Articulated Seat Pan, N/A on S and XS Seats	AS	\$35
Pressure Sens. Foam, Reg. & L Seats	PS	\$80

### Cylinder/Mechanism Options (see chart on page 4)

	Code	List price
Manual Lift	ML	N/C
80 mm Cylinder	80	N/C
100 mm Cylinder	100	N/C
120 mm Cylinder	120	N/C
140 mm Cylinder	140	\$25

### Fixed Arm Options

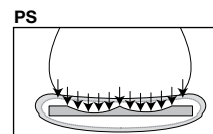
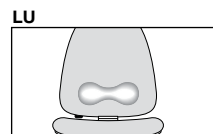
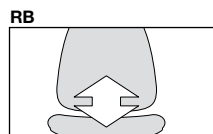
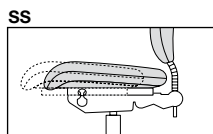
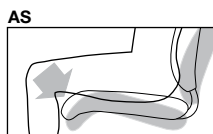

	Code	List price
Fixed Arms, Urethane Armrest	26	\$185
Fixed Arms, Urethane Armrest	27	\$125
Fixed Black Tubular Arm, Urethane Armrest	28	\$120
Fixed Chromed Tubular Arm, Urethane Armrest	28C	\$170
Fixed Arms, Urethane Armrest	30	\$115
Fixed Arms, Urethane Armrest	40	\$115
Fixed Aluminum Arm	60	\$145
Fixed Arms, Urethane Armrest	70	\$115
Fixed T Arms, Standard Pad	91	\$70

### Back Options

	Code	List price
Air Lumbar	LU	\$85
Ratchet back, Standard on Y Mechanism	RB	\$70
High Ratchet Back Bar +2"	HRB	\$27

### Base/Casters Options

	Code	List price
Polished Aluminum Base	AL	\$90
Black Aluminum Base	BAL	\$105
High Hub Aluminum Base	HAL	\$95
High Hub Black Resin Base	HBL	N/C
Hard Surface Casters	SW	\$12
Glides	GL	\$10
3" Heavy Duty Casters, Std on Everest and Marathon	IC	\$44



**To Order:** Choose a back size and any options from left to right and then add the fabric name and color number. *An example: AD-H-2-40-Theory Lime:* Art Deco Cantilever Base, High Back, 40 Arms.



AD-L-4



AD-L-3

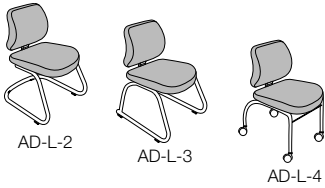


AD-H-2-70

**Specifications**

Steel construction and Suspension technique.  
 1¼" medium-density foam on backrest.  
 1⅞" high-density molded foam on seat.  
 Fabric (or leather) cover with zipper, replaceable in the field.  
 All components finished in black.  
 Backrest height and width:  
 Low backrest (L): 16"H x 18"W (406 x 457mm)  
 High backrest (H): 21"H x 18"W (533 x 457mm)  
 Seat depth: 19" (483 mm)  
 Seat width: 20" (508 mm)

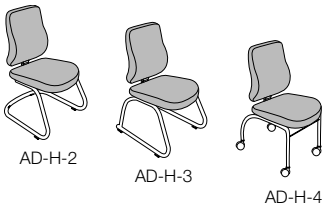
**Low backrest**



Code	Description	Grade:	C.O.M. fabric							Leather
			A	B	C	D	E	F	G	
AD-L-2	Cantilever Base on Glides		425	443	470	497	534	593	673	952
AD-L-3	Sled Base with Glides		425	443	470	497	534	593	673	952
AD-L-4	4 Leg Base on Casters		425	443	470	497	534	593	673	952

23½"W x 24½"D x 33½"H (597 x 622 x 850 mm) / C.O.M. fabric: 1.55 yd (1,4 m), Leather: 28 ft² (2,55 m²)

**High backrest**



Code	Description	Grade:	C.O.M. fabric							Leather
			A	B	C	D	E	F	G	
AD-H-2	Cantilever Base on Glides		456	475	505	535	576	642	730	1044
AD-H-3	Sled Base with Glides		456	475	505	535	576	642	730	1044
AD-H-4	4 Leg Base on Casters		456	475	505	535	576	642	730	1044

23½"W x 24½"D x 38½"H (597 x 622 x 980 mm) / C.O.M. fabric: 1.65 yd (1,5 m), Leather: 30 ft² (2,8 m²)

**OPTIONS**

**Fixed Arm Options**

Code	List price
Fixed Arms, Urethane Armrest	<b>26</b> \$185
Fixed Arms, Urethane Armrest	<b>27</b> \$125
Fixed Black Tubular Arm, Urethane Armrest	<b>28</b> \$120
Fixed Chromed Tubular Arm, Urethane Armrest	<b>28C</b> \$170
Fixed Arms, Urethane Armrest	<b>30</b> \$115
Flip Up Tablet Arm, Left	<b>33</b> \$215
Flip Up Tablet Arm, Right	<b>34</b> \$215
Fixed Arms, Urethane Armrest	<b>40</b> \$115
Fixed Aluminum Arm	<b>60</b> \$145
Fixed Arms, Urethane Armrest	<b>70</b> \$115
Fixed T Arms, Standard Pad	<b>91</b> \$70

**Seat Options**

Code	List price
Large Seat, 21"W x 20"D	<b>L</b> \$20
Articulated Seat Pan	<b>AS</b> \$35
Pressure Sens. Foam, Reg. & L Seats	<b>PS</b> \$80

**Finish Options**

Code	List price
Chrome	<b>C</b> \$60

**Laminate Options Tablet Arm**

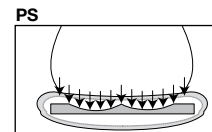
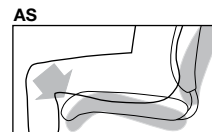
Code	List price
Black Laminate Tablet Arm	<b>BLL</b> N/C

*Other tablet arm laminates available upon request*

**Base/Casters Options**

Code	List price
Hard Surface Casters	<b>SW</b> \$12
Glides	<b>GL</b> \$10

task/ergonomic



**To Order:** Choose a back size and mechanism and any options from left to right and then add the fabric name and color number. **An example: LX-H-F-01-SS-120-Theory Lime:** Lynx High Back, Multi-Function Mechanism, 01 Arms, Seat Slider, 120 mm Cylinder.



LX-L-F-01-SS



LX-H-F-02-SS

**Specifications**

Steel construction and Suspension technique. 2 3/4" medium-density foam on backrest. 3" high-density foam on seat. Fabric cover with zipper, replaceable in the field. All components finished in black.

Backrest height and width:

Low backrest (L): 20"H x 17"W (508 x 432 mm)

High backrest (H): 24"H x 17"W (610 x 432 mm)

Exec backrest (E): 33"H x 17"W (838 x 432 mm)

Seat depth: 19" (483 mm)

Seat width: 20" (520 mm)

**Low backrest**



**High backrest**



Code	Description	Grade:	C.O.M. fabric							Leather
			A	B	C	D	E	F	G	
LX-L-S	Swivel	530	549	579	609	650	716	804	1114	
LX-L-T	Swivel-Tilt, 0 degree tilt-lock	561	580	610	640	681	747	835	1145	
LX-L-E	Ergo 3 Paddles	597	616	646	676	717	783	871	1181	
LX-L-F	Multi-Funct., Center Tilt, Infinite Lock	613	632	662	692	733	799	887	1197	
LX-L-K	Knee-Tilt	694	713	743	773	814	880	968	1278	
LX-L-Y	Synchro-tilt 2 to 1, Ratchet Back	722	741	771	801	842	908	996	1306	
LX-L-P	Multi-Function, Knee-Tilt	783	802	832	862	903	969	1057	1367	
LX-L-B	24/7, Multi-Function, Center Tilt, Ratchet Back	972	991	1021	1051	1092	1158	1246	1556	

24"W x 25"D x 39"H (610 x 635 x 991 mm) / C.O.M. fabric: 1.46yd (1.3 m), Leather: 33 ft<sup>2</sup> (3.07 m<sup>2</sup>)

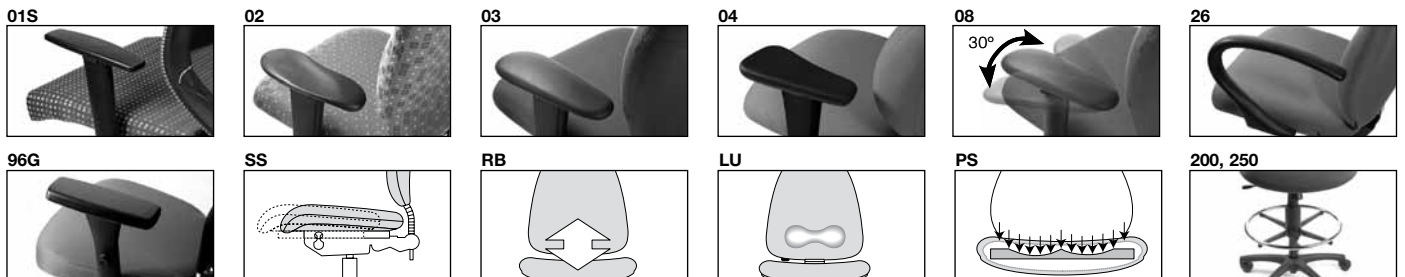
LX-H-S	Swivel	556	577	609	641	685	755	849	1152
LX-H-T	Swivel-Tilt, 0 degree tilt-lock	587	608	640	672	716	786	880	1183
LX-H-E	Ergo 3 Paddles	623	644	676	708	752	822	916	1219
LX-H-F	Multi-Funct., Center Tilt, Infinite Lock	639	660	692	724	768	838	932	1235
LX-H-K	Knee-Tilt	720	741	773	805	849	919	1013	1316
LX-H-Y	Synchro-tilt 2 to 1, Ratchet Back	748	769	801	833	877	947	1041	1344
LX-H-P	Multi-Function, Knee-Tilt	809	830	862	894	938	1008	1102	1405
LX-H-B	24/7, Multi-Function, Center Tilt, Ratchet Back	998	1019	1051	1083	1127	1197	1291	1594

24"W x 25"D x 43"H (610 x 635 x 1092 mm) / C.O.M. fabric: 1.7 yd (1.5 m), Leather: 35 ft<sup>2</sup> (3.25 m<sup>2</sup>)

**OPTIONS**

Adjustable Arm Options	Code	List price
Width/Height Adjustable, Standard Pad	01	\$120
Width/Height Adjustable, S Pad	01S	\$120
Width/Height Adjustable, Contoured Pad	02	\$140
Width/Height Adjustable, Gel Pad	03	\$175
Width/Height Adjustable, Contoured Gel pad	04	\$175
Width/Height Adjust. Swing Arm, Contoured Gel Pad	05	\$285
Pivoting Width/Height Adjustable, Standard Pad	06	\$180
Pivoting Width/Height Adjustable, Contoured Pad	07	\$200
Pivoting Width/Height Adjustable, Gel Pad	08	\$230
Pivoting Width/Height Adjust., Contoured Gel Pad	09	\$230
Multi-Function, Urethane Pad	96	\$175
Multi-Function, Gel Pad	96G	\$190
Front/Back Slider on Adjustable Arms Only	FB	\$40
Seat Options	Code	List price
Large Seat, 21"W x 20"D	L	\$20
Small Seat, 20"W x 18"D	S	N/C
Sliding Seat Pan	SS	\$60
Articulated Seat Pan, N/A on S Seats	AS	\$33
Pressure Sens. Foam, Reg. & L Seats	PS	\$80
Base/Casters Options	Code	List price
Polished Aluminum Base	AL	\$90
Black Aluminum Base	BAL	\$105
High Hub Aluminum Base	HAL	\$95
High Hub Black Resin Base	HBL	N/C
Hard Surface Casters	SW	\$12
Glides	GL	\$10
3" Heavy Duty Casters, Std on Everest and Marathon	IC	\$44

Fixed Arm Options	Code	List price
Fixed Arms, Urethane Armrest	26	\$185
Fixed Arms, Urethane Armrest	27	\$125
Fixed Black Tubular Arm, Urethane Armrest	28	\$120
Fixed Chromed Tubular Arm, Urethane Armrest	28C	\$170
Fixed Arms, Urethane Armrest	30	\$115
Fixed Arms, Urethane Armrest	40	\$115
Fixed Aluminum Arm	60	\$145
Fixed Arms, Urethane Armrest	70	\$115
Fixed T Arms, Standard Pad	91	\$70
Back Options	Code	List price
Air Lumbar	LU	\$85
Ratchet back, Standard on Y Mechanism	RB	\$70
High Ratchet Back Bar +2"	HRB	\$27
Cylinder/Mechanism Options (see chart on page 4)	Code	List price
Manual Lift	ML	N/C
80 mm Cylinder	80	N/C
100 mm Cylinder	100	N/C
120 mm Cylinder	120	N/C
140 mm Cylinder	140	\$25
Drafting Kit 8" Stroke, E,S Mech., L&H Backs Only	200	\$120
Drafting Kit 10" Stroke, E,S Mech., L&H Backs Only	250	\$120
12" Fixed Footrest, E,S Mec. w/250 cyl. Only	FFR	\$20



**To Order:** Choose a back size and mechanism and any options from left to right and then add the fabric name and color number. **An example: LX-E-F-01-SS-120-Theory Lime:** Lynx Exec Back, Multi-Function Mechanism, 01 Arms, Seat Slider, 120 mm Cylinder.



LX-E-F-03-SS

**Specifications**

Steel construction and Suspension technique. 2¾" medium-density foam on backrest. 3" high-density foam on seat. Fabric cover with zipper, replaceable in the field. All components finished in black.

Backrest height and width:

- Low backrest (L): 20"H x 17"W (508 x 432 mm)
- High backrest (H): 24"H x 17"W (610 x 432 mm)
- Exec backrest (E): 33"H x 17"W (838 x 432 mm)

Seat depth: 19" (483 mm)

Seat width: 20" (520 mm)

Exec backrest



Code	Description	Grade:	C.O.M. fabric							Leather
			A	B	C	D	E	F	G	
LX-E-S	Swivel		731	758	800	842	899	991	1115	1396
LX-E-T	Swivel-Tilt, 0 degree tilt-lock		792	819	861	903	960	1052	1176	1457
LX-E-E	Ergo 3 Paddles		798	825	867	909	966	1058	1182	1463
LX-E-F	Multi-Funct., Center Tilt, Infinite Lock		814	841	883	925	982	1074	1198	1479
LX-E-K	Knee-Tilt		895	922	964	1006	1063	1155	1279	1560
LX-E-Y	Synchro-tilt 2 to 1, Ratchet Back		923	950	992	1034	1091	1183	1307	1588
LX-E-P	Multi-Function, Knee-Tilt		984	1011	1053	1095	1152	1244	1368	1649
LX-E-B	24/7, Multi-Function, Center Tilt, Ratchet Back		1153	1180	1222	1264	1321	1413	1537	1818

24"W x 25"D x 51"H (610 x 635 x 1295 mm) / C.O.M. fabric: 1.9 yd (1.7 m), Leather: 40 ft<sup>2</sup> (3.8 m<sup>2</sup>)

**OPTIONS**

**Adjustable Arm Options**

	Code	List price
Width/Height Adjustable, Standard Pad	01	\$120
Width/Height Adjustable, S Pad	01S	\$120
Width/Height Adjustable, Contoured Pad	02	\$140
Width/Height Adjustable, Gel Pad	03	\$175
Width/Height Adjustable, Contoured Gel pad	04	\$175
Width/Height Adjust. Swing Arm, Contoured Gel Pad	05	\$285
Pivoting Width/Height Adjustable, Standard Pad	06	\$180
Pivoting Width/Height Adjustable, Contoured Pad	07	\$200
Pivoting Width/Height Adjustable, Gel Pad	08	\$230
Pivoting Width/Height Adjust., Contoured Gel Pad	09	\$230
Multi-Function, Urethane Pad	96	\$175
Multi-Function, Gel Pad	96G	\$190
Front/Back Slider on Adjustable Arms Only	FB	\$40

**Seat Options**

	Code	List price
Large Seat, 21"W x 20"D	L	\$20
Small Seat, 20"W x 18"D	S	N/C
Sliding Seat Pan	SS	\$60
Articulated Seat Pan, N/A on S Seats	AS	\$35
Pressure Sens. Foam, Reg. & L Seats	PS	\$80

**Cylinder/Mechanism Options** (see chart on page 4)

	Code	List price
Manual Lift	ML	N/C
80 mm Cylinder	80	N/C
100 mm Cylinder	100	N/C
120 mm Cylinder	120	N/C
140 mm Cylinder	140	\$25

**Fixed Arm Options**

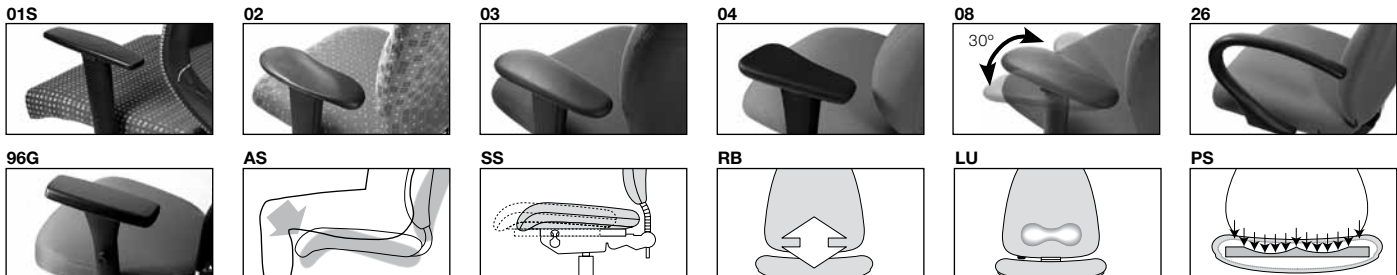
	Code	List price
Fixed Arms, Urethane Armrest	26	\$185
Fixed Arms, Urethane Armrest	27	\$125
Fixed Black Tubular Arm, Urethane Armrest	28	\$120
Fixed Chromed Tubular Arm, Urethane Armrest	28C	\$170
Fixed Arms, Urethane Armrest	30	\$115
Fixed Arms, Urethane Armrest	40	\$115
Fixed Aluminum Arm	60	\$145
Fixed Arms, Urethane Armrest	70	\$115
Fixed T Arms, Standard Pad	91	\$70

**Back Options**

	Code	List price
Air Lumbar	LU	\$85
Ratchet back, Standard on Y Mechanism	RB	\$70
High Ratchet Back Bar +2"	HRB	\$27
Pillow Headrest, Exec Back Only	PI	\$45
Velcro Pillow Headrest, Exec Back Only	VPI	\$45

**Base/Casters Options**

	Code	List price
Polished Aluminum Base	AL	\$90
Black Aluminum Base	BAL	\$105
High Hub Aluminum Base	HAL	\$95
High Hub Black Resin Base	HBL	N/C
Hard Surface Casters	SW	\$12
Glides	GL	\$10
3" Heavy Duty Casters, Std on Everest and Marathon	IC	\$44





**To Order:** Choose a base and any options from left to right and then add the fabric name and color number.  
**An example: LX-L-2-30-Theory Lime:** Lynx, Cantilever base, Low Back, 30 Arms.



LX-L-2



LX-H-4-30

### Specifications

Steel construction and Suspension technique. 2¾" medium-density foam on backrest. 3" high-density foam on seat. Fabric cover with zipper, replaceable in the field. All components finished in black.

Backrest height and width:

Low backrest (L): 20"H x 17"W (508 x 432 mm)

High backrest (H): 24"H x 17"W (610 x 432 mm)

Seat depth: 19" (483 mm)

Seat width: 20" (520 mm)

### Low backrest



LX-L-2



LX-L-3



LX-L-4

Code	Description	Grade:	C.O.M. fabric							Leather
			A	B	C	D	E	F	G	
<b>LX-L-2</b>	Cantilever Base on Glides		515	534	564	594	635	701	789	1099
<b>LX-L-3</b>	Sled Base with Glides		515	534	564	594	635	701	789	1099
<b>LX-L-4</b>	4 Leg Base on Casters		515	534	564	594	635	701	789	1099

24"W x 25"D x 39"H (610 x 635 x 991 mm) / C.O.M. fabric: 1.46 yd (1.3 m) , Leather: 33 ft² (3.07 m²)

### High backrest



LX-H-2



LX-H-3



LX-H-4

Code	Description	Grade:	C.O.M. fabric							Leather
			A	B	C	D	E	F	G	
<b>LX-H-2</b>	Cantilever Base on Glides		541	562	594	626	670	740	834	1137
<b>LX-H-3</b>	Sled Base with Glides		541	562	594	626	670	740	834	1137
<b>LX-H-4</b>	4 Leg Base on Casters		541	562	594	626	670	740	834	1137

24"W x 25"D x 39"H (610 x 635 x 991 mm) / C.O.M. fabric: 1.7 yd (1.5 m) , Leather: 35 ft² (3.25 m²)

## OPTIONS

### Fixed Arm Options

	Code	List price
Fixed Arms, Urethane Armrest	<b>26</b>	\$185
Fixed Arms, Urethane Armrest	<b>27</b>	\$125
Fixed Black Tubular Arm, Urethane Armrest	<b>28</b>	\$120
Fixed Chromed Tubular Arm, Urethane Armrest	<b>28C</b>	\$170
Fixed Arms, Urethane Armrest	<b>30</b>	\$115
Flip Up Tablet Arm, Left	<b>33</b>	\$215
Flip Up Tablet Arm, Right	<b>34</b>	\$215
Fixed Arms, Urethane Armrest	<b>40</b>	\$115
Fixed Aluminum Arm	<b>60</b>	\$145
Fixed Arms, Urethane Armrest	<b>70</b>	\$115
Fixed T Arms, Standard Pad	<b>91</b>	\$70

### Base/Casters Options

	Code	List price
Hard Surface Casters	<b>SW</b>	\$18
Glides	<b>GL</b>	\$15

### Seat Options

	Code	List price
Large Seat, 21"W x 20"D	<b>L</b>	\$20
Articulated Seat Pan, N/A on S	<b>AS</b>	\$35
Pressure Sens. Foam, Reg. & L Seats	<b>PS</b>	\$80

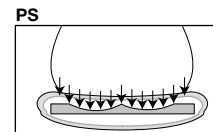
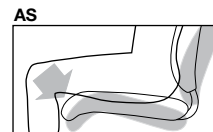

### Finish Options

	Code	List price
Chrome	<b>C</b>	\$60

### Laminate Options Tablet Arm

	Code	List price
Black Laminate Tablet Arm	<b>BLL</b>	N/C

*Other tablet arm laminates available upon request*



**To Order:** Choose a mechanism and any options from left to right and then add the fabric name and color number. **An example: FN-H-Z-01-Theory Lime, B9041 mesh back:** Fan High Back, Multi-Function Mechanism, 01 Arms, 120 mm Cylinder.



FN-H-Z-01S -HBL

**Specifications**

Steel construction on seat, molded plastic on back.  
 Suspension technique on seat, 1 3/4" high-density foam.  
 Fabric cover with zipper on seat, replaceable in the field.  
 Mesh polyester cover on back.  
 All components finished in black.  
 Backrest height and width: 23"H x 18 3/4"W (584 x 476 mm)  
 Seat depth: 20" (508mm)  
 Seat width: 20" (508mm)

**High backrest**



Code	Description	Grade:	C.O.M. fabric							Leather
			A	B	C	D	E	F	G	
<b>FN-H-S</b>	Swivel		340	349	363	377	396	427	468	573
<b>FN-H-T</b>	Swivel-Tilt, 0 degree tilt-lock		371	380	394	408	427	458	499	604
<b>FN-H-Z</b>	Synchro-tilt 2 to 1, 0 degree lock		396	405	419	433	452	483	524	629
<b>FN-H-E</b>	Ergo 3 Paddles		407	416	430	444	463	494	535	640
<b>FN-H-F</b>	Multi-Funct., Center Tilt, Infinite Lock		423	432	446	460	479	510	551	656
<b>FN-H-K</b>	Knee-Tilt		504	513	527	541	560	591	632	737
<b>FN-H-P</b>	Multi-Function, Knee-Tilt		593	602	616	630	649	680	721	826
<b>FN-H-B</b>	24/7, Multi-Function, Center Tilt		782	791	805	819	838	869	910	1015

24"W x 21 1/2"D x 37"H (610 x 547 x 940 mm) / C.O.M. fabric: 0.75 yd (0.7 m) Leather: 13 ft<sup>2</sup> (1.3 m<sup>2</sup>)

**OPTIONS**

**Adjustable Arm Options**

	Code	List price
Width/Height Adjustable, Standard Pad	<b>01</b>	\$120
Width/Height Adjustable, S Pad	<b>01S</b>	\$120
Width/Height Adjustable, Contoured Pad	<b>02</b>	\$140
Width/Height Adjustable, Gel Pad	<b>03</b>	\$175
Width/Height Adjustable, Contoured Gel pad	<b>04</b>	\$175
Width/Height Adjust. Swing Arm, Contoured Gel Pad	<b>05</b>	\$285
Pivoting Width/Height Adjustable, Standard Pad	<b>06</b>	\$180
Pivoting Width/Height Adjustable, Contoured Pad	<b>07</b>	\$200
Pivoting Width/Height Adjustable, Gel Pad	<b>08</b>	\$230
Pivoting Width/Height Adjust., Contoured Gel Pad	<b>09</b>	\$230
Multi-Function, Urethane Pad	<b>96</b>	\$175
Multi-Function, Gel Pad	<b>96G</b>	\$190
Front/Back Slider on Adjustable Arms Only	<b>FB</b>	\$40

**Seat Options**

	Code	List price
Large Seat, 21"W x 21"D	<b>L</b>	\$20
Small Seat, 20"W x 19"D	<b>S</b>	N/C
Sliding Seat Pan	<b>SS</b>	\$60
Articulated Seat Pan, N/A on S and XS Seats	<b>AS</b>	\$35
Pressure Sens. Foam, Reg. & L Seats	<b>PS</b>	\$80

**Base/Casters Options**

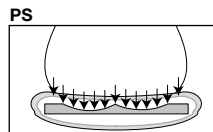
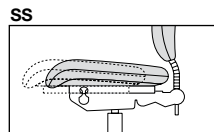
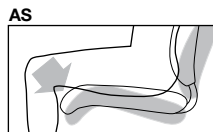
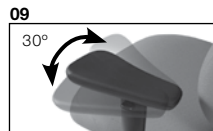
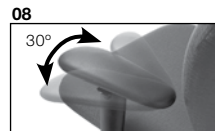
	Code	List price
Polished Aluminum Base	<b>AL</b>	\$90
Black Aluminum Base	<b>BAL</b>	\$105
High Hub Aluminum Base	<b>HAL</b>	\$95
High Hub Black Resin Base	<b>HBL</b>	N/C
Hard Surface Casters	<b>SW</b>	\$12
Glides	<b>GL</b>	\$10
3" Heavy Duty Casters, Std on Everest and Marathon	<b>IC</b>	\$44

**Fixed Arm Options**

	Code	List price
Fixed Arms, Urethane Armrest	<b>26</b>	\$185
Fixed Arms, Urethane Armrest	<b>27</b>	\$125
Fixed Black Tubular Arm, Urethane Armrest	<b>28</b>	\$120
Fixed Chromed Tubular Arm, Urethane Armrest	<b>28C</b>	\$170
Fixed Arms, Urethane Armrest	<b>30</b>	\$115
Fixed Arms, Urethane Armrest	<b>40</b>	\$115
Fixed Aluminum Arm	<b>60</b>	\$145
Fixed Arms, Urethane Armrest	<b>70</b>	\$115
Fixed T Arms, Standard Pad	<b>91</b>	\$70

**Cylinder/Mechanism Options** (see chart on page 4)

	Code	List price
Manual Lift	<b>ML</b>	N/C
80 mm Cylinder	<b>80</b>	N/C
100 mm Cylinder	<b>100</b>	N/C
120 mm Cylinder	<b>120</b>	N/C
140 mm Cylinder	<b>140</b>	\$25
Drafting Kit 8" Stroke, E,S Mech., L&H Backs Only	<b>200</b>	\$120
Drafting Kit 10" Stroke, E,S Mech., L&H Backs Only	<b>250</b>	\$120
12" Fixed Footrest, E,S Mec. w/250 cyl. Only	<b>FFR</b>	\$20



# fan Side chair



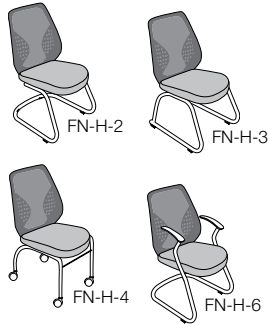
FN-H-2

**To Order:** Choose a base and any options from left to right and then add the fabric name and color number. **An example: FN-H-2-30-Theory Lime, B9041 mesh back:** Fan, Cantilever base, 30 Arms.

### Specifications

Steel construction on seat, molded plastic on back.  
 Suspension technique on seat, 1 3/4" high-density foam.  
 Fabric cover with zipper on seat, replaceable in the field.  
 Mesh polyester cover on back.  
 All components finished in black.  
 Backrest height and width: 23"H x 18 3/4"W (584 x 476 mm)  
 Seat depth: 20" (508mm)  
 Seat width: 20" (508mm)

### High backrest



Code	Description	Grade:	C.O.M. fabric							Leather
			A	B	C	D	E	F	G	
<b>FN-H-2</b>	Cantilever Base on Glides		381	390	404	418	437	468	509	614
<b>FN-H-3</b>	Sled Base with Glides		381	390	404	418	437	468	509	614
<b>FN-H-4</b>	4 Leg Base on Casters		381	390	404	418	437	468	509	614
<b>FN-H-6</b>	Cantilever Base with Glides & 56 Arms		436	445	459	473	492	523	564	669

24"W x 21 1/2"D x 37"H (610 x 547 x 940 mm) / C.O.M. fabric: 0.75 yd (0.7 m) Leather: 13 ft² (1.3 m²)

### OPTIONS

#### Fixed Arm Options

	Code	List price
Fixed Arms, Urethane Armrest	<b>26</b>	\$185
Fixed Arms, Urethane Armrest	<b>27</b>	\$125
Fixed Black Tubular Arm, Urethane Armrest	<b>28</b>	\$120
Fixed Chromed Tubular Arm, Urethane Armrest	<b>28C</b>	\$170
Fixed Arms, Urethane Armrest	<b>30</b>	\$115
Flip Up Tablet Arm, Left	<b>33</b>	\$215
Flip Up Tablet Arm, Right	<b>34</b>	\$215
Fixed Arms, Urethane Armrest	<b>40</b>	\$115
Fixed Aluminum Arm	<b>60</b>	\$145
Fixed Arms, Urethane Armrest	<b>70</b>	\$115
Fixed T Arms, Standard Pad	<b>91</b>	\$70

#### Base/Casters Options

	Code	List price
Hard Surface Casters	<b>SW</b>	\$12
Glides	<b>GL</b>	\$10

#### Seat Options

	Code	List price
Large Seat, 21"W x 21"D	<b>L</b>	\$20
Articulated Seat Pan, N/A on S and XS Seats	<b>AS</b>	\$35
Pressure Sens. Foam, Reg. & L Seats	<b>PS</b>	\$80

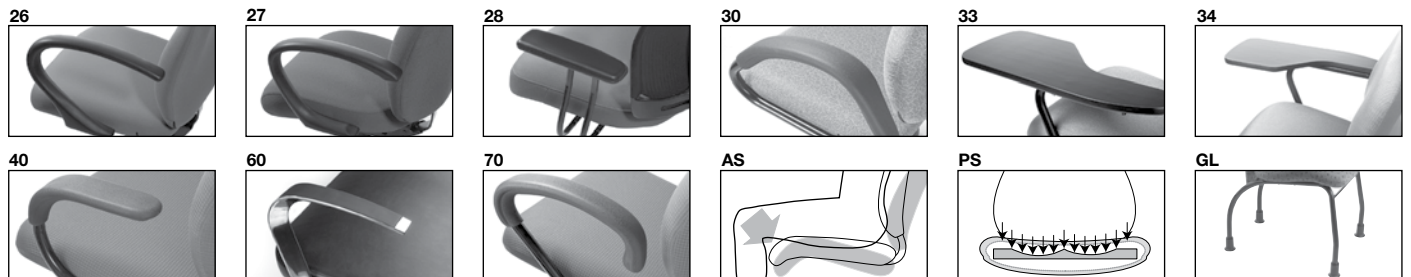
#### Finish Options

	Code	List price
Chrome	<b>C</b>	\$60

#### Laminate Options Tablet Arm

	Code	List price
Black Laminate Tablet Arm	<b>BLL</b>	N/C

*Other tablet arm laminates available upon request*





# tact Task chair

**To Order:** Choose a back size and mechanism and any options from left to right and then add the fabric name and color number followed by the knit color. **An example: TA-H-F-01-SS-120-Cornerstone-Black, 7209**  
**Knit back:** Tact High Back, Multi-Function Mechanism, 01 Arms, Seat Slider, 120 mm Cylinder.



TA-H-Y-96-SS-RD



TA-H-T-01S

## Specifications

Steel construction seat and back.  
 Suspension technique on seat, 1 3/4" high-density foam.  
 Fabric cover with zipper on seat, replaceable in the field.  
 Knit polyester cover on back.  
 All components finished in black.  
 Backrest height and width:  
 Low backrest (L): 19"H x 18"W (483 x 457 mm)  
 High backrest (H): 22 1/2"H x 18"W (572 x 457 mm)  
 Seat depth: 19" (483 mm)  
 Seat width: 19 1/2" (495mm)

### Low backrest



Code	Description	Grade:	C.O.M. fabric						Leather
			A	B	C	D	E	F	
TA-L-S	Swivel	439	448	462	476	495	526	567	672
TA-L-T	Swivel-Tilt, 0 degree tilt-lock	470	479	493	507	526	557	598	703
TA-L-E	Ergo 3 Paddles	506	515	529	543	562	593	634	739
TA-L-F	Multi-Funct., Center Tilt, Infinite Lock	522	531	545	559	578	609	650	755
TA-L-K	Knee-Tilt	603	612	626	640	659	690	731	836
TA-L-Y	Synchro-tilt 2 to 1	631	640	654	668	687	718	759	864
TA-L-P	Multi-Function, Knee-Tilt	692	701	715	729	748	779	820	925
TA-L-B	24/7, Multi-Function, Ctr Tilt 24" L x 24" P x 36" H (610 x 610 x 914 mm) / Tissu C.O.M.: 0.8 vg (0.75 m) Cuir : 12 ft <sub>2</sub> (1.2 m <sub>2</sub> )	881	890	904	918	937	968	1009	1114

### High backrest



TA-H-S	Swivel	447	456	470	484	503	534	575	680
TA-H-T	Swivel-Tilt, 0 degree tilt-lock	478	487	501	515	534	565	606	711
TA-H-E	Ergo 3 Paddles	514	523	537	551	570	601	642	747
TA-H-F	Multi-Funct., Center Tilt, Infinite Lock	530	539	553	567	586	617	658	763
TA-H-K	Knee-Tilt	611	620	634	648	667	698	739	844
TA-H-Y	Synchro-tilt 2 to 1	639	648	662	676	695	726	767	872
TA-H-P	Multi-Function, Knee-Tilt	700	709	723	737	756	787	828	933
TA-H-B	24/7, Multi-Function, Ctr Tilt 24" L x 24" P x 39" H (610 x 610 x 991 mm) / Tissu C.O.M.: 0.8 vg (0.75 m) Cuir : 12 ft <sub>2</sub> (1.2 m <sub>2</sub> )	889	898	912	926	945	976	1017	1122

## OPTIONS

### Adjustable Arm Options

	Code	List price
Width/Height Adjustable, Standard Pad	01	\$120
Width/Height Adjustable, S Pad	01S	\$120
Width/Height Adjustable, Contoured Pad	02	\$140
Width/Height Adjustable, Gel Pad	03	\$175
Width/Height Adjustable, Contoured Gel pad	04	\$175
Width/Height Adjust. Swing Arm, Contoured Gel Pad	05	\$285
Pivoting Width/Height Adjustable, Standard Pad	06	\$180
Pivoting Width/Height Adjustable, Contoured Pad	07	\$200
Pivoting Width/Height Adjustable, Gel Pad	08	\$230
Pivoting Width/Height Adjust., Contoured Gel Pad	09	\$230
Multi-Function, Urethane Pad	96	\$175
Multi-Function, Gel Pad	96G	\$190
Front/Back Slider on Adjustable Arms Only	FB	\$40

### Seat Options

	Code	List price
Large Seat, 21"W x 20"D	L	\$20
Small Seat, 19 1/2"W x 18"D	S	N/C
Sliding Seat Pan	SS	\$60
Articulated Seat Pan, N/A on S Seats	AS	\$35
Pressure Sens. Foam, Reg. & L Seats	PS	\$80

### Base/Casters Options

	Code	List price
Polished Aluminum Base	AL	\$90
Black Aluminum Base	BAL	\$105
High Hub Aluminum Base	HAL	\$95
High Hub Black Resin Base	HBL	N/C
Hard Surface Casters	SW	\$12
Glides	GL	\$10
3" Heavy Duty Casters, Std on Everest and Marathon	IC	\$44

### Fixed Arm Options

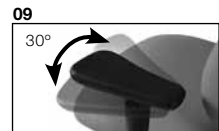
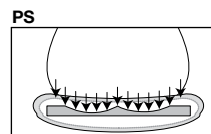
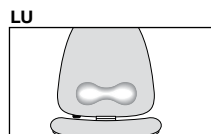
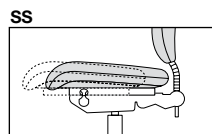
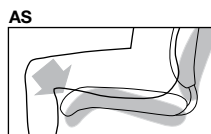
	Code	List price
Fixed Arms, Urethane Armrest	26	\$185
Fixed Arms, Urethane Armrest	27	\$125
Fixed Black Tubular Arm, Urethane Armrest	28	\$120
Fixed Chromed Tubular Arm, Urethane Armrest	28C	\$170
Fixed Arms, Urethane Armrest	30	\$115
Fixed Arms, Urethane Armrest	40	\$115
Fixed Aluminum Arm	60	\$145
Fixed Arms, Urethane Armrest	70	\$115
Fixed T Arms, Standard Pad	91	\$70

### Back Options

	Code	List price
Adjustable Lumbar	LU	\$55
Round Back (N/A on TA-L)	RD	N/C

### Cylinder/Mechanism Options (see chart on page 4)

	Code	List price
Manual Lift	ML	N/C
80 mm Cylinder	80	N/C
100 mm Cylinder	100	N/C
120 mm Cylinder	120	N/C
140 mm Cylinder	140	\$25
Drafting Kit 8" Stroke, E,S Mech., L&H Backs Only	200	\$120
Drafting Kit 10" Stroke, E,S Mech., L&H Backs Only	250	\$120
12" Fixed Footrest, E,S Mec. w/250 cyl. Only	FFR	\$20



**To Order:** Choose a back size and mechanism and any options from left to right and then add the fabric name and color number followed by the knit color. **An example: TA-D-F-01-SS-120-Cornerstone-Black, 7209**  
**Knit back:** Tact Director Back, Multi-Function Mechanism, 01 Arms, Seat Slider, 120 mm Cylinder.



TA-D-Y-04

**Specifications**

Steel construction seat and back.  
 Suspension technique on seat, 1 3/4" high-density foam.  
 Fabric cover with zipper on seat, replaceable in the field.  
 Knit polyester cover on back.  
 All components finished in black.  
 Backrest height and width:  
 Director backrest (D): 25 1/2"H x 18"L (644 x 457 mm)  
 Seat depth: 19" (483 mm)  
 Seat width: 19 1/2" (495mm)

**Director backrest**



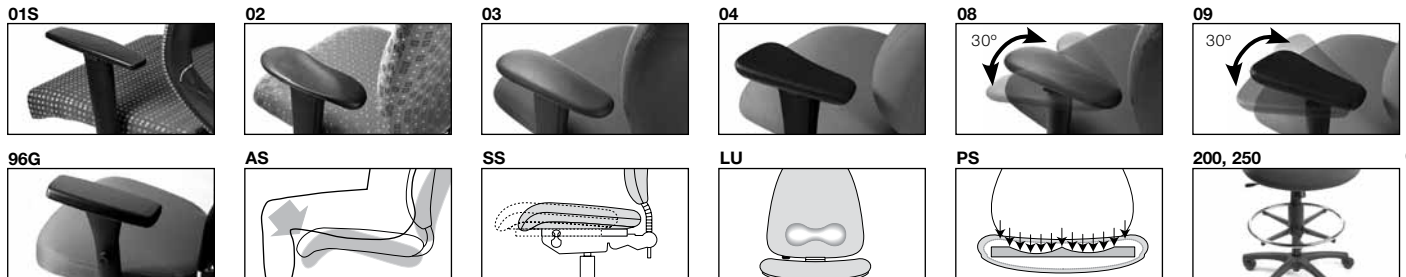
Code	Description	Grade:	C.O.M. fabric							Leather
			A	B	C	D	E	F	G	
<b>TA-D-S</b>	Swivel		461	470	484	498	517	548	589	694
<b>TA-D-T</b>	Swivel-Tilt, 0 degree tilt-lock		492	501	515	529	548	579	620	725
<b>TA-D-E</b>	Ergo 3 Paddles		528	537	551	565	584	615	656	761
<b>TA-D-F</b>	Multi-Funct., Center Tilt, Infinite Lock		544	553	567	581	600	631	672	777
<b>TA-D-K</b>	Knee-Tilt		625	634	648	662	681	712	753	858
<b>TA-D-Y</b>	Synchro-tilt 2 to 1		653	662	676	690	709	740	781	886
<b>TA-D-P</b>	Multi-Function, Knee-Tilt		714	723	737	751	770	801	842	947
<b>TA-D-B</b>	24/7, Multi-Function, Ctr Tilt		883	892	906	920	939	970	1011	1116

24" W x 24" D x 42" H (610 x 610 x 1050 mm) / C.O.M. fabric: 0.8 yd (0.75 m) Leather: 12 ft<sup>2</sup> (1.2 m<sup>2</sup>)

**OPTIONS**

Adjustable Arm Options	Code	List price
Width/Height Adjustable, Standard Pad	<b>01</b>	\$120
Width/Height Adjustable, S Pad	<b>01S</b>	\$120
Width/Height Adjustable, Contoured Pad	<b>02</b>	\$140
Width/Height Adjustable, Gel Pad	<b>03</b>	\$175
Width/Height Adjustable, Contoured Gel pad	<b>04</b>	\$175
Width/Height Adjust. Swing Arm, Contoured Gel Pad	<b>05</b>	\$285
Pivoting Width/Height Adjustable, Standard Pad	<b>06</b>	\$180
Pivoting Width/Height Adjustable, Contoured Pad	<b>07</b>	\$200
Pivoting Width/Height Adjustable, Gel Pad	<b>08</b>	\$230
Pivoting Width/Height Adjust., Contoured Gel Pad	<b>09</b>	\$230
Multi-Function, Urethane Pad	<b>96</b>	\$175
Multi-Function, Gel Pad	<b>96G</b>	\$190
Front/Back Slider on Adjustable Arms Only	<b>FB</b>	\$40
Seat Options	Code	List price
Large Seat, 21"W x 20"D	<b>L</b>	\$20
Small Seat, 19 1/2"W x 18"D	<b>S</b>	N/C
Sliding Seat Pan	<b>SS</b>	\$60
Articulated Seat Pan, N/A on S Seats	<b>AS</b>	\$35
Pressure Sens. Foam, Reg. & L Seats	<b>PS</b>	\$80
Base/Casters Options	Code	List price
Polished Aluminum Base	<b>AL</b>	\$90
Black Aluminum Base	<b>BAL</b>	\$105
High Hub Aluminum Base	<b>HAL</b>	\$95
High Hub Black Resin Base	<b>HBL</b>	N/C
Hard Surface Casters	<b>SW</b>	\$12
Glides	<b>GL</b>	\$10
3" Heavy Duty Casters, Std on Everest and Marathon	<b>IC</b>	\$44

Fixed Arm Options	Code	List price
Fixed Arms, Urethane Armrest	<b>26</b>	\$185
Fixed Arms, Urethane Armrest	<b>27</b>	\$125
Fixed Black Tubular Arm, Urethane Armrest	<b>28</b>	\$120
Fixed Chromed Tubular Arm, Urethane Armrest	<b>28C</b>	\$170
Fixed Arms, Urethane Armrest	<b>30</b>	\$115
Fixed Arms, Urethane Armrest	<b>40</b>	\$115
Fixed Aluminum Arm	<b>60</b>	\$145
Fixed Arms, Urethane Armrest	<b>70</b>	\$115
Fixed T Arms, Standard Pad	<b>91</b>	\$70
Back Options	Code	List price
Adjustable Lumbar	<b>LU</b>	\$55
Round Back (N/A on TA-L)	<b>RD</b>	N/C
Cylinder/Mechanism Options (see chart on page 4)	Code	List price
Manual Lift	<b>ML</b>	N/C
80 mm Cylinder	<b>80</b>	N/C
100 mm Cylinder	<b>100</b>	N/C
120 mm Cylinder	<b>120</b>	N/C
140 mm Cylinder	<b>140</b>	\$25
Drafting Kit 8" Stroke, E,S Mech., L&H Backs Only	<b>200</b>	\$120
Drafting Kit 10" Stroke, E,S Mech., L&H Backs Only	<b>250</b>	\$120
12" Fixed Footrest, E,S Mec. w/250 cyl. Only	<b>FFR</b>	\$20



task/ergonomic

# tact Side chair

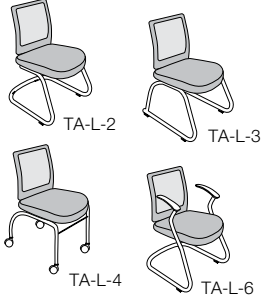
**To Order:** Choose a back size and base and any options from left to right and then add the fabric name and color number followed by the knit color. **An example: TA-L-2-30-Cornerstone-Black, 7209 Knit back:** Tact Low Back, Cantilever Base, 30 Arms.



## Specifications

Steel construction seat and back.  
 Suspension technique on seat, 1 3/4" high-density foam.  
 Fabric cover with zipper on seat, replaceable in the field.  
 Knit polyester cover on back.  
 All components finished in black.  
 Backrest height and width:  
 Low backrest (L): 19"H x 18"W (483 x 457 mm)  
 High backrest (H): 22 1/2"H x 18"W (572 x 457 mm)  
 Seat depth: 19" (483 mm)  
 Seat width: 19 1/2" (495mm)

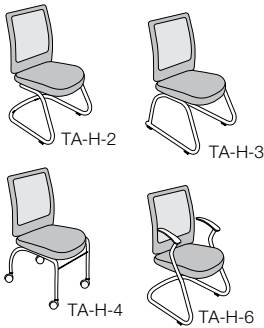
### Low backrest



Code	Description	Grade:	C.O.M. fabric							Leather
			A	B	C	D	E	F	G	
TA-L-2	Cantilever Base on Glides	420	429	443	457	476	507	548	653	
TA-L-3	Sled Base with Glides	420	429	443	457	476	507	548	653	
TA-L-4	4 Leg Base on Casters	420	429	443	457	476	507	548	653	
TA-L-6	Cantilever Base with Glides & 56 Arms	474	483	497	511	530	561	602	707	

24"W x 24"D x 36"H (610 x 610 x 914 mm) / C.O.M. fabric: 0.8 yd (0.75 m) Leather: 12 ft<sup>2</sup> (1.2 m<sup>2</sup>)

### High backrest



Code	Description	Grade:	C.O.M. fabric							Leather
			A	B	C	D	E	F	G	
TA-H-2	Cantilever Base on Glides	428	437	451	465	484	515	556	661	
TA-H-3	Sled Base with Glides	428	437	451	465	484	515	556	661	
TA-H-4	4 Leg Base on Casters	428	437	451	465	484	515	556	661	
TA-H-6	Cantilever Base with Glides & 56 Arms	482	491	505	519	538	569	610	715	

24"W x 24"D x 39"H (610 x 610 x 991 mm) / C.O.M. fabric: 0.8 yd (0.75 m) Leather: 12 ft<sup>2</sup> (1.2 m<sup>2</sup>)

## OPTIONS

### Fixed Arm Options

	Code	List price
Fixed Arms, Urethane Armrest	26	\$185
Fixed Arms, Urethane Armrest	27	\$125
Fixed Black Tubular Arm, Urethane Armrest	28	\$120
Fixed Chromed Tubular Arm, Urethane Armrest	28C	\$170
Fixed Arms, Urethane Armrest	30	\$115
Flip Up Tablet Arm, Left	33	\$215
Flip Up Tablet Arm, Right	34	\$215
Fixed Arms, Urethane Armrest	40	\$115
Fixed Aluminum Arm	60	\$145
Fixed Arms, Urethane Armrest	70	\$115
Fixed T Arms, Standard Pad	91	\$70

### Base/Casters Options

	Code	List price
Hard Surface Casters	SW	\$12
Glides	GL	\$10

### Seat Options

	Code	List price
Large Seat, 21"W x 20"D	L	\$20
Articulated Seat Pan	AS	\$35
Pressure Sens. Foam, Reg. & L Seats	PS	\$80

### Back Options

	Code	List price
Round Back (N/A on TA-L)	RD	N/C

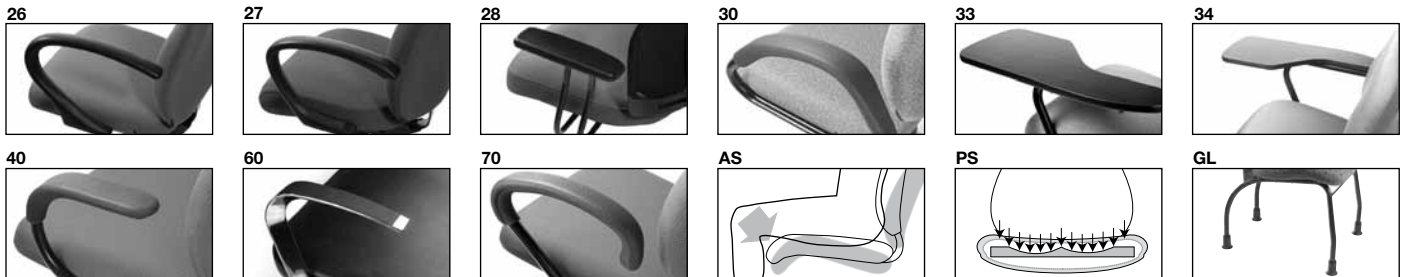
### Finish Options

	Code	List price
Chrome	C	\$60

### Laminate Options Tablet Arm

	Code	List price
Black Laminate Tablet Arm	BLL	N/C

Other tablet arm laminates available upon request



The **Wave** chair is built around an exclusive flexible back, made of nylon/polymer composite, that moves around with the user, bends when needed while supporting the back in a unique comfortable hug. **Now offered in an upholstered version,** it combines all the previous benefits with the soft touch of fabric and foam. Try it, you will be impressed !



# w a v e Task chair

**To Order:** Choose a mechanism and any options from left to right and then add the fabric name and color number. **An example: WE-H-Y-96-WGR-Theory Lime:** Wave High Back, Synchro-tilt Mechanism, 96 Arms, 120 mm Cylinder.



WE-H-Y-96-WGR

WU-H-T-01S

## Specifications

Steel construction on seat, molded plastic on back.  
 Suspension technique on seat, 1 3/4" high-density foam.  
 Fabric cover with zipper on seat, replaceable in the field.  
 All components finished in black.  
 Backrest height and width: 25"H x 18 1/2"W (635 x 470 mm)  
 Seat depth: 20" (508mm)  
 Seat width: 20" (508mm)

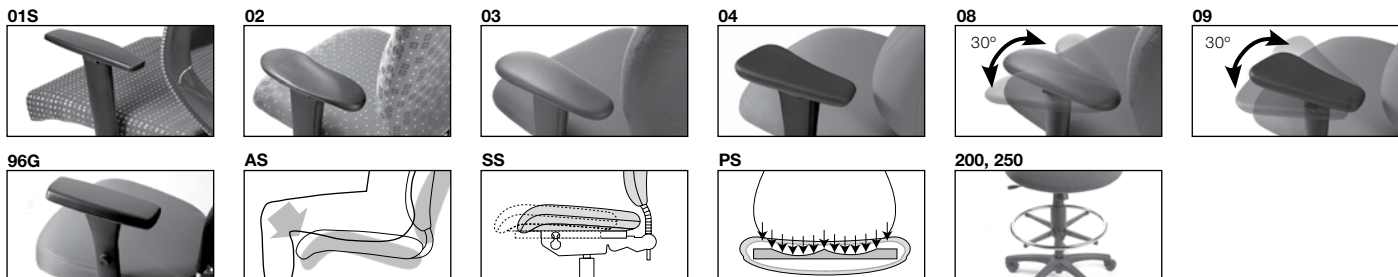
## High backrest



Code	Description	Grade:	C.O.M. fabric							Leather
			A	B	C	D	E	F	G	
<b>WE-H-S</b>	Swivel		466	475	489	503	522	553	594	699
<b>WE-H-T</b>	Swivel-Tilt, 0 degree tilt-lock		497	506	520	534	553	584	625	730
<b>WE-H-Z</b>	Synchro-tilt 2 to 1, 0 degree lock		522	531	545	559	578	609	650	755
<b>WE-H-E</b>	Ergo 3 Paddles		533	542	556	570	589	620	661	766
<b>WE-H-F</b>	Multi-Funct., Center Tilt, Infinite Lock		549	558	572	586	605	636	677	782
<b>WE-H-K</b>	Knee-Tilt		630	639	653	667	686	717	758	863
<b>WE-H-Y</b>	Synchro-tilt 2 to 1		658	667	681	695	714	745	786	891
<b>WE-H-P</b>	Multi-Function, Knee-Tilt		719	728	742	756	775	806	847	952
<b>WE-H-B</b>	24/7, Multi-Function, Ctr Tilt		908	917	931	945	964	995	1036	1141
24"W x 21"D x 38 1/2"H (610 x 534 x 979 mm) / C.O.M. fabric: 0.75 yd (0.7 m) Leather: 13 ft <sup>2</sup> (1.3 m <sup>2</sup> )										
<b>WU-H-S</b>	Swivel		519	545	585	625	679	767	885	1095
<b>WU-H-T</b>	Swivel-Tilt, 0 degree tilt-lock		550	576	616	656	710	798	916	1126
<b>WU-H-Z</b>	Synchro-tilt 2 to 1, 0 degree lock		575	601	641	681	735	823	941	1151
<b>WU-H-E</b>	Ergo 3 Paddles		586	612	652	692	746	834	952	1162
<b>WU-H-F</b>	Multi-Funct., Center Tilt, Infinite Lock		602	628	668	708	762	850	968	1178
<b>WU-H-K</b>	Knee-Tilt		683	709	749	789	843	931	1049	1259
<b>WU-H-Y</b>	Synchro-tilt 2 to 1		711	737	777	817	871	959	1077	1287
<b>WU-H-P</b>	Multi-Function, Knee-Tilt		772	798	838	878	932	1020	1138	1348
<b>WU-H-B</b>	24/7, Multi-Function, Ctr Tilt		961	987	1027	1067	1121	1209	1327	1537
24"W x 21"D x 38 1/2"H (610 x 534 x 979 mm) / C.O.M. fabric: 1.5 yd (1.3 m) Leather: 26 ft <sup>2</sup> (2.6 m <sup>2</sup> )										

## OPTIONS

Adjustable Arm Options			Fixed Arm Options		
Code	List price		Code	List price	
Width/Height Adjustable, Standard Pad	<b>01</b>	\$120	Fixed Arms, Urethane Armrest	<b>26</b>	\$185
Width/Height Adjustable, S Pad	<b>01S</b>	\$120	Fixed Arms, Urethane Armrest	<b>27</b>	\$125
Width/Height Adjustable, Contoured Pad	<b>02</b>	\$140	Fixed Black Tubular Arm, Urethane Armrest	<b>28</b>	\$120
Width/Height Adjustable, Gel Pad	<b>03</b>	\$175	Fixed Chromed Tubular Arm, Urethane Armrest	<b>28C</b>	\$170
Width/Height Adjustable, Contoured Gel pad	<b>04</b>	\$175	Fixed Arms, Urethane Armrest	<b>30</b>	\$115
Width/Height Adjust. Swing Arm, Contoured Gel Pad	<b>05</b>	\$285	Fixed Arms, Urethane Armrest	<b>40</b>	\$115
Pivoting Width/Height Adjustable, Standard Pad	<b>06</b>	\$180	Fixed Aluminum Arm	<b>60</b>	\$145
Pivoting Width/Height Adjustable, Contoured Pad	<b>07</b>	\$200	Fixed Arms, Urethane Armrest	<b>70</b>	\$115
Pivoting Width/Height Adjustable, Gel Pad	<b>08</b>	\$230	Fixed T Arms, Standard Pad	<b>91</b>	\$70
Pivoting Width/Height Adjust., Contoured Gel Pad	<b>09</b>	\$230	<b>Back Options</b>	<b>Code</b>	<b>List price</b>
Multi-Function, Urethane Pad	<b>96</b>	\$175	Black Nylon Back (WE model only)	<b>WBL</b>	N/C
Multi-Function, Gel Pad	<b>96G</b>	\$190	Grey Nylon Back (WE model only)	<b>WGR</b>	N/C
Front/Back Slider on Adjustable Arms Only	<b>FB</b>	\$40	<b>Cylinder/Mechanism Options</b> (see chart on page 4)	<b>Code</b>	<b>List price</b>
<b>Seat Options</b>	<b>Code</b>	<b>List price</b>	Manual Lift	<b>ML</b>	N/C
Large Seat, 21"W x 21"D	<b>L</b>	\$20	80 mm Cylinder	<b>80</b>	N/C
Small Seat, 20"W x 19"D	<b>S</b>	N/C	100 mm Cylinder	<b>100</b>	N/C
Sliding Seat Pan	<b>SS</b>	\$60	120 mm Cylinder	<b>120</b>	N/C
Articulated Seat Pan, N/A on S	<b>AS</b>	\$35	140 mm Cylinder	<b>140</b>	\$25
Pressure Sens. Foam, Reg. & L Seats	<b>PS</b>	\$80	Drafting Kit 8" Stroke, E,S Mech., L&H Backs Only	<b>200</b>	\$120
<b>Base/Casters Options</b>	<b>Code</b>	<b>List price</b>	Drafting Kit 10" Stroke, E,S Mech., L&H Backs Only	<b>250</b>	\$120
Polished Aluminum Base	<b>AL</b>	\$90	12" Fixed Footrest, E,S Mec. w/250 cyl. Only	<b>FFR</b>	\$20
Black Aluminum Base	<b>BAL</b>	\$105			
High Hub Aluminum Base	<b>HAL</b>	\$95			
High Hub Black Resin Base	<b>HBL</b>	N/C			
Hard Surface Casters	<b>SW</b>	\$12			
Glides	<b>GL</b>	\$10			
3" Heavy Duty Casters, Std on Everest and Marathon	<b>IC</b>	\$44			





# w a v e Side chair

**To Order:** Choose a base and any options from left to right and then add the fabric name and color number. **An example: WE-H-2-30-WBL-Theory Lime:** Wave, Cantilever base, 30 Arms.

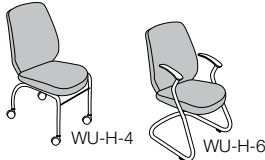
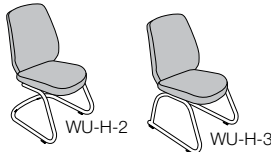
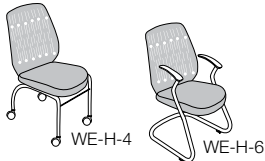
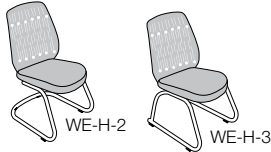


WE-H-6-C-WBL

## Specifications

Steel construction on seat, molded plastic on back.  
 Suspension technique on seat, 1 3/4" high-density foam.  
 Fabric cover with zipper on seat, replaceable in the field.  
 All components finished in black.  
 Backrest height and width: 25"H x 18 1/2"W (635 x 470 mm)  
 Seat depth: 20" (508mm)  
 Seat width: 20" (508mm)

## High backrest



Code	Description	Grade:	C.O.M. fabric							Leather
			A	B	C	D	E	F	G	
<b>WE-H-2</b>	Cantilever Base on Glides		486	495	509	523	542	573	614	719
<b>WE-H-3</b>	Sled Base with Glides		486	495	509	523	542	573	614	719
<b>WE-H-4</b>	4 Leg Base on Casters		486	495	509	523	542	573	614	719
<b>WE-H-6</b>	Cantilever Base with Glides & 56 Arms		541	550	564	578	597	628	669	774

24"W x 21"D x 38 1/2"H (610 x 534 x 979 mm) / C.O.M. fabric: 0.75 yd (0.7 m) Leather: 13 ft<sup>2</sup> (1.3 m<sup>2</sup>)

Code	Description	Grade:	C.O.M. fabric							Leather
			A	B	C	D	E	F	G	
<b>WU-H-2</b>	Cantilever Base on Glides		539	565	605	645	699	787	905	1115
<b>WU-H-3</b>	Sled Base with Glides		539	565	605	645	699	787	905	1115
<b>WU-H-4</b>	4 Leg Base on Casters		539	565	605	645	699	787	905	1115
<b>WU-H-6</b>	Cantilever Base with Glides & 56 Arms		594	620	660	700	754	842	960	1170

24"W x 21"D x 38 1/2"H (610 x 534 x 979 mm) / C.O.M. fabric: 1.5 yd (1.3 m) Leather: 26 ft<sup>2</sup> (2.6 m<sup>2</sup>)

## OPTIONS

### Fixed Arm Options

	Code	List price
Fixed Arms, Urethane Armrest	<b>26</b>	\$185
Fixed Arms, Urethane Armrest	<b>27</b>	\$125
Fixed Black Tubular Arm, Urethane Armrest	<b>28</b>	\$120
Fixed Chromed Tubular Arm, Urethane Armrest	<b>28C</b>	\$170
Fixed Arms, Urethane Armrest	<b>30</b>	\$115
Flip Up Tablet Arm, Left	<b>33</b>	\$215
Flip Up Tablet Arm, Right	<b>34</b>	\$215
Fixed Arms, Urethane Armrest	<b>40</b>	\$115
Fixed Aluminum Arm	<b>60</b>	\$145
Fixed Arms, Urethane Armrest	<b>70</b>	\$115
Fixed T Arms, Standard Pad	<b>91</b>	\$70

### Base/Casters Options

	Code	List price
Hard Surface Casters	<b>SW</b>	\$12
Glides	<b>GL</b>	\$10

### Seat Options

	Code	List price
Large Seat, 21"W x 21"D	<b>L</b>	\$20
Articulated Seat Pan	<b>AS</b>	\$35
Pressure Sens. Foam, Reg. & L Seats	<b>PS</b>	\$80

### Back Options

	Code	List price
Black Nylon Back (WE model only)	<b>WBL</b>	N/C
Grey Nylon Back (WE model only)	<b>WGR</b>	N/C

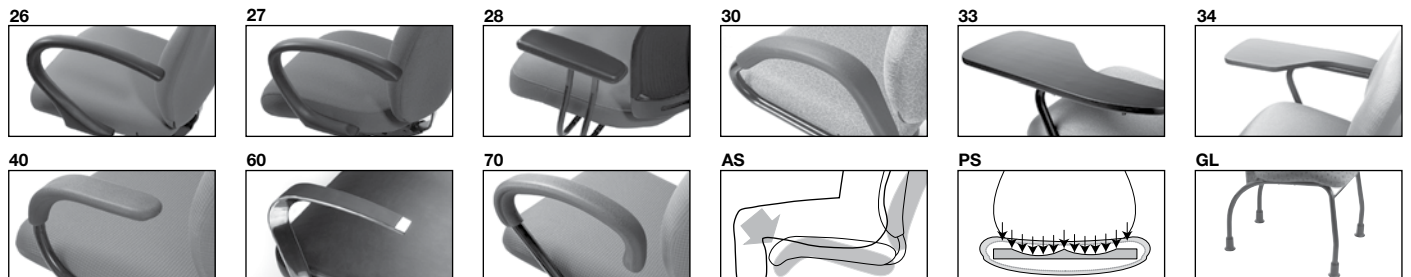
### Finish Options

	Code	List price
Chrome	<b>C</b>	\$60

### Laminate Options Tablet Arm

	Code	List price
Black Laminate Tablet Arm	<b>BLL</b>	N/C

*Other tablet arm laminates available upon request*



# malla Task chair



ML-H-Y-96-HAL

**To Order:** Choose a mechanism and any options from left to right and then add the fabric name and color number followed by the mesh color. **An example: ML-H-F-01-SS-120-Cornerstone-Black, G9040 Mesh Back:** Malla, Multi-Function Mechanism, 01 Arms, Seat Slider, 120 mm Cylinder.

## Specifications

Steel construction on seat, aluminum and molded plastic on back.  
Suspension technique on seat, 2" high-density foam.  
Fabric cover with zipper on seat, replaceable in the field.  
Mesh polyester cover on back.  
All components finished in black.  
Backrest height and width: 21"H x 19 1/2"W (533 x 495 mm)  
Seat depth: 19 1/2" (495mm)  
Seat width: 19 3/4" (502mm)

High  
backrest



Code	Description	Grade :	C.O.M. fabric							Leather
			A	B	C	D	E	F	G	
<b>ML-H-S</b>	Swivel		485	495	511	527	549	584	631	747
<b>ML-H-T</b>	Swivel-Tilt, 0 degree tilt-lock		516	526	542	558	580	615	662	778
<b>ML-H-E</b>	Ergo 3 Paddles		552	562	578	594	616	651	698	814
<b>ML-H-F</b>	Multi-Funct., Center Tilt, Infinite Lock		568	578	594	610	632	667	714	830
<b>ML-H-K</b>	Knee-Tilt		649	659	675	691	713	748	795	911
<b>ML-H-Y</b>	Synchro-tilt 2 to 1		677	687	703	719	741	776	823	939
<b>ML-H-P</b>	Multi-Function, Knee-Tilt		768	778	794	810	832	867	914	1030
<b>ML-H-B</b>	24/7, Multi-Function, Center Tilt		927	937	953	969	991	1026	1073	1189

24"W x 24"D x 41"H (610 x 610 x 1040 mm) / C.O.M. fabric : 0.8 yd (0.75 m) Leather : 15 ft<sup>2</sup> (1.4 m<sup>2</sup>)

## OPTIONS

### Adjustable Arm Options

	Code	List price
Width/Height Adjustable, Standard Pad	<b>01</b>	\$120
Width/Height Adjustable, S Pad	<b>01S</b>	\$120
Width/Height Adjustable, Contoured Pad	<b>02</b>	\$140
Width/Height Adjustable, Gel Pad	<b>03</b>	\$175
Width/Height Adjustable, Contoured Gel pad	<b>04</b>	\$175
Width/Height Adjust. Swing Arm, Contoured Gel Pad	<b>05</b>	\$285
Pivoting Width/Height Adjustable, Standard Pad	<b>06</b>	\$180
Pivoting Width/Height Adjustable, Contoured Pad	<b>07</b>	\$200
Pivoting Width/Height Adjustable, Gel Pad	<b>08</b>	\$230
Pivoting Width/Height Adjust., Contoured Gel Pad	<b>09</b>	\$230
Multi-Function, Urethane Pad	<b>96</b>	\$175
Multi-Function, Gel Pad	<b>96G</b>	\$190
Front/Back Slider on Adjustable Arms Only	<b>FB</b>	\$40

### Seat Options

	Code	List price
Large Seat, 22"W x 20 3/4"D	<b>L</b>	\$20
Small Seat, 19 3/4"W x 18 1/2"D	<b>S</b>	N/C
Sliding Seat Pan	<b>SS</b>	\$60
Articulated Seat Pan, N/A on S Seats	<b>AS</b>	\$35
Pressure Sens. Foam, Reg. & L Seats	<b>PS</b>	\$80

### Cylinder/Mechanism Options

	Code	List price
Manual Lift	<b>ML</b>	N/C
80 mm Cylinder	<b>80</b>	N/C
100 mm Cylinder	<b>100</b>	N/C
120 mm Cylinder	<b>120</b>	N/C
140 mm Cylinder	<b>140</b>	\$25
Drafting Kit 8" Stroke, E,S Mech., L&H Backs Only	<b>200</b>	\$120
Drafting Kit 10" Stroke, E,S Mech., L&H Backs Only	<b>250</b>	\$120
12" Fixed Footrest, E,S Mec. w/250 cyl. Only	<b>FFR</b>	\$20

### Fixed Arm Options

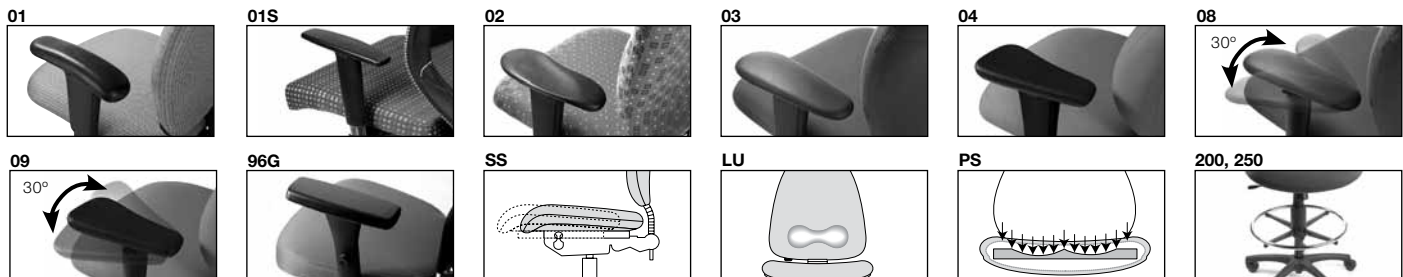
	Code	List price
Fixed Arms, Urethane Armrest	<b>26</b>	\$185
Fixed Arms, Urethane Armrest	<b>27</b>	\$125
Fixed Black Tubular Arm, Urethane Armrest	<b>28</b>	\$120
Fixed Chromed Tubular Arm, Urethane Armrest	<b>28C</b>	\$170
Fixed Arms, Urethane Armrest	<b>30</b>	\$115
Fixed Arms, Urethane Armrest	<b>40</b>	\$115
Fixed Aluminum Arm	<b>60</b>	\$145
Fixed Arms, Urethane Armrest	<b>70</b>	\$115
Fixed T Arms, Standard Pad	<b>91</b>	\$70

### Back Options

	Code	List price
Adjustable Lumbar	<b>LU</b>	\$55

### Base/Casters Options

	Code	List price
Polished Aluminum Base	<b>AL</b>	\$90
Black Aluminum Base	<b>BAL</b>	\$105
High Hub Aluminum Base	<b>HAL</b>	\$95
High Hub Black Resin Base	<b>HBL</b>	N/C
Hard Surface Casters	<b>SW</b>	\$12
Glides	<b>GL</b>	\$10
3" Heavy Duty Casters, Std on Everest and Marathon	<b>IC</b>	\$44





# malla Side Chair

**To Order:** Choose a base and any options from left to right and then add the fabric name and color number followed by the mesh color. **An example: ML-H-2-30-Cornerstone-Black, G9040 Mesh Back:** Malla, Cantilever Base, 30 Arms.



ML-H-2-26



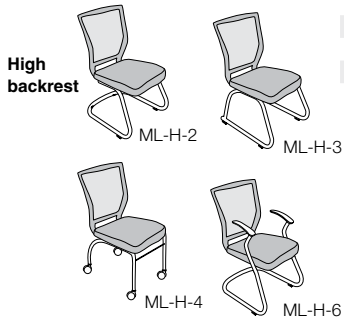
ML-H-4



ML-H-6-C

## Specifications

Steel construction on seat, aluminum and molded plastic on back.  
Suspension technique on seat, 2" high-density foam.  
Fabric cover with zipper on seat, replaceable in the field.  
Mesh polyester cover on back.  
All components finished in black.  
Backrest height and width: 21"H x 19 1/2"W (533 x 495 mm)  
Seat depth: 19 1/2" (495mm)  
Seat width: 19 3/4" (502mm)



Code	Description	C.O.M. fabric							Leather	
		Grade :	A	B	C	D	E	F		G
ML-H-2	Cantilever Base on Glides		498	508	524	540	562	597	644	760
ML-H-3	Sled Base with Glides		498	508	524	540	562	597	644	760
ML-H-4	4 Leg Base on Casters		498	508	524	540	562	597	644	760
ML-H-6	Cantilever Base with Glides & 56 Arms		562	572	588	604	626	661	708	824

24"W x 24"D x 41"H (610 x 610 x 1040 mm) / C.O.M. fabric : 0.8 yd (0.75 m) Leather : 15 ft² (1.4 m²)

## OPTIONS

Fixed Arm Options	Code	List price
Fixed Arms, Urethane Armrest	26	\$185
Fixed Arms, Urethane Armrest	27	\$125
Fixed Black Tubular Arm, Urethane Armrest	28	\$120
Fixed Chromed Tubular Arm, Urethane Armrest	28C	\$170
Fixed Arms, Urethane Armrest	30	\$115
Flip Up Tablet Arm, Left	33	\$215
Flip Up Tablet Arm, Right	34	\$215
Fixed Arms, Urethane Armrest	40	\$115
Fixed Aluminum Arm	60	\$145
Fixed Arms, Urethane Armrest	70	\$115
Fixed T Arms, Standard Pad	91	\$70

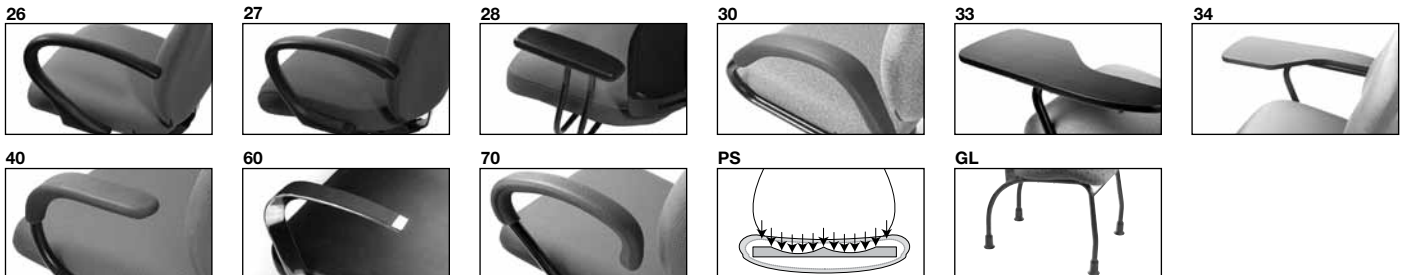
Seat Options	Code	List price
Large Seat, 22"W x 20 3/4"D	L	\$20
Articulated Seat Pan	AS	\$35
Pressure Sens. Foam, Reg. & L Seats	PS	\$80

Finish Options	Code	List price
Chrome	C	\$60

Laminate Options Tablet Arm	Code	List price
Black Laminate Tablet Arm	BLL	N/C

Other tablet arm laminates available upon request

Base/Casters Options	Code	List price
Hard Surface Casters	SW	\$12
Glides	GL	\$10



task/ergonomic

**To order:** Choose a back size and mechanism and any options from left to right and then add the fabric name followed by the knit color number. **An example: VO-H-F-01-SS-120-Cornerstone-Black, 7209 Knit Back:** Voilà, High Back, Multi-Function Mechanism, 01 Arms, Seat Slider, 120 mm Cylinder.



VO-H-Y-08

### Specifications

Steel construction and Suspension technique on the seat and aluminum on the back. 2" high-density and ¾" wrap-around foam on seat. Fabric cover with zipper replaceable in the field on seat. Knit polyester cover on back. All components finished in black

Backrest height and width:

Low backrest (L):	20"H x 18¼"W (508 x 464 mm)
High backrest (H):	22¼"H x 18¼"W (565 x 464 mm)
Seat depth:	19 ¾" (502mm)
Seat width:	20" (507 mm)

All backs are non height adjustable.

Low backrest



VO-L

High backrest



VO-H

Code	Description	Grade:	C.O.M. fabric							Leather
			A	B	C	D	E	F	G	
VO-L-S	Swivel		645	654	668	682	701	732	773	904
VO-L-T	Swivel-Tilt, 0 degree tilt-lock		676	685	699	713	732	763	804	935
VO-L-E	Ergo 3 Paddles		712	721	735	749	768	799	840	971
VO-L-F	Multi-Funct., Center Tilt, Infinite Lock		728	737	751	765	784	815	856	987
VO-L-K	Knee-Tilt		809	818	832	846	865	896	937	1068
VO-L-Y	Synchro-tilt 2 to 1		837	846	860	874	893	924	965	1096
VO-L-P	Multi-Function, Knee-Tilt		898	907	921	935	954	985	1026	1157
VO-L-B	24/7, Multi-Function, Center Tilt		1087	1096	1110	1124	1143	1174	1215	1346
24"W x 25½"D x 39½"H (610 x 648 x 1003 mm) / C.O.M. fabric: 0.8 yd (0.75m), Leather: 15 ft² (1.4m²)										
VO-H-S	Swivel		666	675	689	703	722	753	794	925
VO-H-T	Swivel-Tilt, 0 degree tilt-lock		697	706	720	734	753	784	825	956
VO-H-E	Ergo 3 Paddles		733	742	756	770	789	820	861	992
VO-H-F	Multi-Funct., Center Tilt, Infinite Lock		749	758	772	786	805	836	877	1008
VO-H-K	Knee-Tilt		830	839	853	867	886	917	958	1089
VO-H-Y	Synchro-tilt 2 to 1		858	867	881	895	914	945	986	1117
VO-H-P	Multi-Function, Knee-Tilt		919	928	942	956	975	1006	1047	1178
VO-H-B	24/7, Multi-Function, Center Tilt		1108	1117	1131	1145	1164	1195	1236	1367
24"W x 25½"D x 41½"H (610 x 648 x 1054 mm) / C.O.M. fabric: 0.8 yd (0.75m), Leather: 15 ft² (1.4m²)										

### OPTIONS

#### Adjustable Arm Options

	Code	List price
Width/Height Adjustable, Standard Pad	01	\$120
Width/Height Adjustable, S Pad	01S	\$120
Width/Height Adjustable, Contoured Pad	02	\$140
Width/Height Adjustable, Gel Pad	03	\$175
Width/Height Adjustable, Contoured Gel pad	04	\$175
Width/Height Adjust. Swing Arm, Contoured Gel Pad	05	\$285
Pivoting Width/Height Adjustable, Standard Pad	06	\$180
Pivoting Width/Height Adjustable, Contoured Pad	07	\$200
Pivoting Width/Height Adjustable, Gel Pad	08	\$230
Pivoting Width/Height Adjust., Contoured Gel Pad	09	\$230
Multi-Function, Urethane Pad	96	\$175
Multi-Function, Gel Pad	96G	\$190
Front/Back Slider on Adjustable Arms Only	FB	\$40

#### Seat Options

	Code	List price
Large Seat, 21"W x 20¾"D	L	\$20
Small Seat, 20"W x 18¾"D	S	N/C
Sliding Seat Pan	SS	\$60
Articulated Seat Pan, N/A on S Seats	AS	\$35
Pressure Sens. Foam, Reg. & L Seats	PS	\$80

#### Base/Casters Options

	Code	List price
Polished Aluminum Base	AL	\$90
Black Aluminum Base	BAL	\$105
High Hub Aluminum Base	HAL	\$95
High Hub Black Resin Base	HBL	N/C
Hard Surface Casters	SW	\$12
Glides	GL	\$10
3" Heavy Duty Casters, Std on Everest and Marathon	IC	\$44

#### Fixed Arm Options

	Code	List price
Fixed Arms, Urethane Armrest	26	\$185
Fixed Arms, Urethane Armrest	27	\$125
Fixed Black Tubular Arm, Urethane Armrest	28	\$120
Fixed Chromed Tubular Arm, Urethane Armrest	28C	\$170
Fixed Arms, Urethane Armrest	30	\$115
Fixed Arms, Urethane Armrest	40	\$115
Fixed Aluminum Arm	60	\$145
Fixed Arms, Urethane Armrest	70	\$115
Fixed T Arms, Standard Pad	91	\$70

#### Back Options

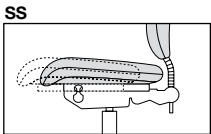
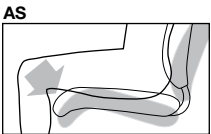

	Code	List price
Air Lumbar	LU	\$95
Coat Hanger	CH	\$22

#### Cylinder/Mechanism Options (see chart on page 4)

	Code	List price
80 mm Cylinder	80	N/C
100 mm Cylinder	100	N/C
120 mm Cylinder	120	N/C
140 mm Cylinder	140	\$25
Drafting Kit 8" Stroke, E,S Mech., L&H Backs Only	200	\$120
Drafting Kit 10" Stroke, E,S Mech., L&H Backs Only	250	\$120
12" Fixed Footrest, E,S Mec. w/250 cyl. Only	FFR	\$20

#### Finish Options

	Code	List price
Polished Aluminum Back w/ Chromed Back Bar	P	\$80



# voilà

Task chair



VO-E-P-27

**To order:** Choose a back size and mechanism and any options from left to right and then add the fabric name followed by the knit color number. **An example: VO-E-F-01-SS-120-Cornerstone-Black, 7209 Knit Back:** Voilà, Exec Back, Multi-Function Mechanism, 01 Arms, 120 mm Cylinder.

### Specifications

Steel construction and Suspension technique on the seat and aluminum on the back. 2" high-density and ¾" wrap-around foam on seat. Fabric cover with zipper replaceable in the field on seat. Knit polyester cover on back. All components finished in black.  
 Backrest height and width: 31"H x 18"W (787 x 464 mm)  
 Seat depth: 19 ¾" (502mm)  
 Seat width: 20" (507 mm)  
 All components, including fabric headrest, are finished in black. All backs are non height adjustable.

**Exec  
backrest**



VO-E

Code	Description	Grade :	C.O.M. fabric							Leather
			A	B	C	D	E	F	G	
<b>VO-E-S</b>	Swivel		823	832	846	860	879	910	951	1082
<b>VO-E-T</b>	Swivel-Tilt, 0 degree tilt-lock		854	863	877	891	910	941	982	1113
<b>VO-E-E</b>	Ergo 3 Paddles		890	899	913	927	946	977	1018	1149
<b>VO-E-F</b>	Multi-Funct., Center Tilt, Infinite Lock		906	915	929	943	962	993	1034	1165
<b>VO-E-K</b>	Knee-Tilt		987	996	1010	1024	1043	1074	1115	1246
<b>VO-E-Y</b>	Synchro-tilt 2 to 1		1015	1024	1038	1052	1071	1102	1143	1274
<b>VO-E-P</b>	Multi-Function, Knee-Tilt		1076	1085	1099	1113	1132	1163	1204	1335
<b>VO-E-B</b>	24/7, Multi-Function, Center Tilt		1245	1254	1268	1282	1301	1332	1373	1504

24"W x 25½"D x 50½"H (610 x 648 x 1270 mm) / C.O.M. fabric: 0.8 yd (0.75m), Leather: 15 ft² (1.4m²)

### OPTIONS

#### Adjustable Arm Options

	Code	List price
Width/Height Adjustable, Standard Pad	<b>01</b>	\$120
Width/Height Adjustable, S Pad	<b>01S</b>	\$120
Width/Height Adjustable, Contoured Pad	<b>02</b>	\$140
Width/Height Adjustable, Gel Pad	<b>03</b>	\$175
Width/Height Adjustable, Contoured Gel pad	<b>04</b>	\$175
Width/Height Adjust. Swing Arm, Contoured Gel Pad	<b>05</b>	\$285
Pivoting Width/Height Adjustable, Standard Pad	<b>06</b>	\$180
Pivoting Width/Height Adjustable, Contoured Pad	<b>07</b>	\$200
Pivoting Width/Height Adjustable, Gel Pad	<b>08</b>	\$230
Pivoting Width/Height Adjust., Contoured Gel Pad	<b>09</b>	\$230
Multi-Function, Urethane Pad	<b>96</b>	\$175
Multi-Function, Gel Pad	<b>96G</b>	\$190
Front/Back Slider on Adjustable Arms Only	<b>FB</b>	\$40

#### Seat Options

	Code	List price
Large Seat, 21"W x 20 ¾"D	<b>L</b>	\$20
Small Seat, 20"W x 18 ¾"D	<b>S</b>	N/C
Sliding Seat Pan	<b>SS</b>	\$60
Articulated Seat Pan, N/A on S Seats	<b>AS</b>	\$35
Pressure Sens. Foam, Reg. & L Seats	<b>PS</b>	\$80

#### Base/Casters Options

	Code	List price
Polished Aluminum Base	<b>AL</b>	\$90
Black Aluminum Base	<b>BAL</b>	\$105
High Hub Aluminum Base	<b>HAL</b>	\$95
High Hub Black Resin Base	<b>HBL</b>	N/C
Hard Surface Casters	<b>SW</b>	\$12
Glides	<b>GL</b>	\$10
3" Heavy Duty Casters, Std on Everest and Marathon	<b>IC</b>	\$44

#### Fixed Arm Options

	Code	List price
Fixed Arms, Urethane Armrest	<b>26</b>	\$185
Fixed Arms, Urethane Armrest	<b>27</b>	\$125
Fixed Black Tubular Arm, Urethane Armrest	<b>28</b>	\$120
Fixed Chromed Tubular Arm, Urethane Armrest	<b>28C</b>	\$170
Fixed Arms, Urethane Armrest	<b>30</b>	\$115
Fixed Arms, Urethane Armrest	<b>40</b>	\$115
Fixed Aluminum Arm	<b>60</b>	\$145
Fixed Arms, Urethane Armrest	<b>70</b>	\$115
Fixed T Arms, Standard Pad	<b>91</b>	\$70

#### Back Options


	Code	List price
Air Lumbar	<b>LU</b>	\$95
Coat Hanger	<b>CH</b>	\$22

#### Cylinder/Mechanism Options (see chart on page 4)

	Code	List price
Manual Lift	<b>ML</b>	N/C
80 mm Cylinder	<b>80</b>	N/C
100 mm Cylinder	<b>100</b>	N/C
120 mm Cylinder	<b>120</b>	N/C
140 mm Cylinder	<b>140</b>	\$25

#### Finish Options

	Code	List price
Polished Aluminum Back w/ Chromed Back Bar	<b>P</b>	\$80



task/ergonomic

**To order:** Choose a back size and Base and any options from left to right and then add the fabric name followed by the Knit color number. **An example: VO-H-4-27-Cornerstone-Black, 7209 Knit Back:** Voilà, High Back, 4 Leg Base on Casters, 27 Arm.



VO-L-2-28



VO-L-6-C-P

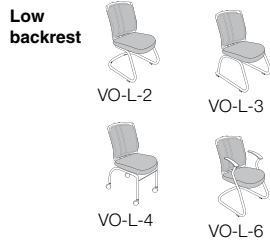
### Specifications

Steel construction and Suspension technique on the seat and aluminum on the back. 2" high-density and 3/4" wrap-around foam on seat. Fabric cover with zipper replaceable in the field on seat. Knit polyester cover on back. All components finished in black

Backrest height and width:

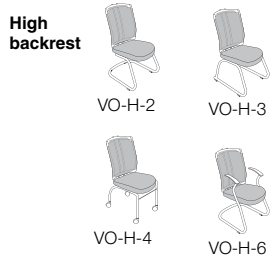
Low backrest (L): 20"H x 18 1/4"W (508 x 464 mm)  
 High backrest (H): 22 3/4"H x 18 1/4"W (565 x 464 mm)  
 Seat depth: 19 3/4" (502mm)  
 Seat width: 20" (507 mm)

All backs are non height adjustable.



Code	Description	Grade:	C.O.M. fabric							Leather
			A	B	C	D	E	F	G	
<b>VO-L-2</b>	Cantilever Base on Glides	619	628	642	656	675	706	747	878	
<b>VO-L-3</b>	Sled Base with Glides	619	628	642	656	675	706	747	878	
<b>VO-L-4</b>	4 Leg Base on Casters	619	628	642	656	675	706	747	878	
<b>VO-L-6</b>	Cantilever Base with Glides & 56 Arms	674	683	697	711	730	761	802	933	

24"W x 25 1/2"D x 39 1/2"H (610 x 648 x 1003 mm) / C.O.M. fabric: 0.8 yd (0.75m), Leather: 15 ft<sup>2</sup> (1.4m<sup>2</sup>)



Code	Description	Grade:	C.O.M. fabric							Leather
			A	B	C	D	E	F	G	
<b>VO-H-2</b>	Cantilever Base on Glides	631	640	654	668	687	718	759	890	
<b>VO-H-3</b>	Sled Base with Glides	631	640	654	668	687	718	759	890	
<b>VO-H-4</b>	4 Leg Base on Casters	631	640	654	668	687	718	759	890	
<b>VO-H-6</b>	Cantilever Base with Glides & 56 Arms	686	695	709	723	742	773	814	945	

24"W x 25 1/2"D x 41 1/2"H (610 x 648 x 1054 mm) / C.O.M. fabric: 0.8 yd (0.75m), Leather: 15 ft<sup>2</sup> (1.4m<sup>2</sup>)

### OPTIONS

Fixed Arm Options	Code	List price
Fixed Arms, Urethane Armrest	<b>26</b>	\$185
Fixed Arms, Urethane Armrest	<b>27</b>	\$125
Fixed Black Tubular Arm, Urethane Armrest	<b>28</b>	\$120
Fixed Chromed Tubular Arm, Urethane Armrest	<b>28C</b>	\$170
Fixed Arms, Urethane Armrest	<b>30</b>	\$115
Flip Up Tablet Arm, Left	<b>33</b>	\$215
Flip Up Tablet Arm, Right	<b>34</b>	\$215
Fixed Arms, Urethane Armrest	<b>40</b>	\$115
Fixed Aluminum Arm	<b>60</b>	\$145
Fixed Arms, Urethane Armrest	<b>70</b>	\$115
Fixed T Arms, Standard Pad	<b>91</b>	\$70

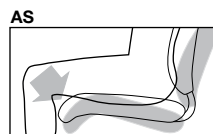
Seat Options	Code	List price
Large Seat, 21"W x 20 3/4"D	<b>L</b>	\$20
Articulated Seat Pan	<b>AS</b>	\$35
Pressure Sens. Foam, Reg. & L Seats	<b>PS</b>	\$80

Base/Casters Options	Code	List price
Hard Surface Casters	<b>SW</b>	\$12
Glides	<b>GL</b>	\$10

Finish Options	Code	List price
Polished Aluminum Back w/ Chromed Back Bar	<b>P</b>	\$80
Chrome	<b>C</b>	\$60

Laminate Options Tablet Arm	Code	List price
Black Laminate Tablet Arm	<b>BLL</b>	N/C

Other tablet arm laminates available upon request



## previous section

task/ergonomic

Page 11-50

## next sections

intensive use

page 52-53

executive/conference

page 54-56

stacking/guest

page 58-69

lounge/hospitality

page 70-73

# everest Big and Tall chair

**To Order:** Add any options from left to right and then add the fabric name and color number.  
**An example: EV-D-B-01 Theory Lime:** Everest, Director Back 01 Arms.



EV-D-B-02



EV-H-3-26

### Specifications

Designed for the big and tall person with a 500 lbs rated capacity. Reinforced 14 gauge steel structure and Suspension technique. 1½" medium-density foam on backrest. 2¾" layered high-density molded foam and sheet foam on seat. Heavy duty mechanism with ratchet back and 500N cylinder.

27" cast aluminum base with 3" heavy duty casters. Fabric (or leather) cover with zipper, replaceable in the field. All other components finished in black. May also be specified as a multi-shift chair: see warranty issues on page 1.

Backrest height: Director (D): 29" (737mm)      Seat height: Low: 20½" (521mm)  
 High (H): 21½" (546mm)      High: 23½" (597mm)  
 Backrest width: 22" (559 mm)  
 Seat depth: 22" (560 mm)  
 Seat width: 25" (635 mm)

### High backrest



Code	Description	Grade:	C.O.M. fabric							Leather
			A	B	C	D	E	F	G	
EV-H-B	24/7, Multi-Function, Center Tilt, Ratchet Back		1004	1031	1072	1113	1169	1259	1380	1606
			29"W x 27"D x 38½"H (737 x 686 x 978 mm) / C.O.M. fabric: 1.8 yd (1,65 m)							

### Director backrest



Code	Description	Grade:	C.O.M. fabric							Leather
			A	B	C	D	E	F	G	
EV-D-B	24/7, Multi-Function, Center Tilt, Ratchet Back		1069	1094	1133	1172	1225	1310	1426	1722
			29"W x 27"D x 45"H (737 x 686 x 1140 mm) / C.O.M. fabric: 2 yd (1,8 m)							

### High backrest



Code	Description	Grade:	C.O.M. fabric							Leather
			A	B	C	D	E	F	G	
EV-H-3	Sled Base with Glides		830	859	904	949	1010	1109	1242	1434
			29"W x 29"D x 38½"H (737 x 737 x 978 mm) / C.O.M. fabric: 1.8 yd (1,65m)							

## OPTIONS

### Adjustable Arm Options

	Code	List price
Width/Height Adjustable, Standard Pad	01	\$120
Width/Height Adjustable, S Pad	01S	\$120
Width/Height Adjustable, Contoured Pad	02	\$140
Width/Height Adjustable, Gel Pad	03	\$175
Width/Height Adjustable, Contoured Gel pad	04	\$175
Folding Arm Width/Height Adjustable, Standard Pad	16	\$170
Folding Arm Width/Height Adjustable, Contoured Pad	17	\$190
Folding Arm Width/Height Adjustable, Gel Pad	18	\$220
Multi-Function, Urethane Pad	96	\$175
Multi-Function, Gel Pad	96G	\$190
Front/Back Slider on Adjustable Arms Only	FB	\$40

### Fixed Arm Options

	Code	List price
Fixed Arms, Urethane Armrest	26	\$185
Fixed Arms, Urethane Armrest	27	\$125
Fixed Black Tubular Arm, Urethane Armrest	28	\$120
Fixed Chromed Tubular Arm, Urethane Armrest	28C	\$170
Fixed Arms, Urethane Armrest	30	\$115
Fixed Arms, Urethane Armrest	40	\$115
Fixed Arms, Urethane Armrest	70	\$115
Fixed T Arms, Standard Pad	91	\$70

### Back Options

	Code	List price
Air Lumbar	LU	\$85

### Seat Options

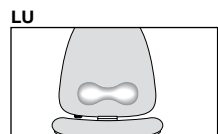

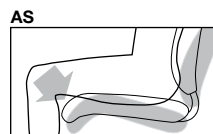

	Code	List price
Short Seat Depth (25"W x 19"D)	SD	N/C
Sliding Seat Pan	SS	\$60

### Base/Casters Options

	Code	List price
Hard Surface Casters	SW	\$12

### Cylinder/Mechanism Options (see chart on page 4)

	Code	List price
80 mm Heavy Duty Cylinder (120 mm HD Cylinder Standard on B Mechanism)	80H	N/C





# marathon 24/7 chair

**To Order:** Choose a back size and any options from left to right and then add the fabric name and color number. **An example: MA-D-B-01-SS Theory Lime:** Marathon, Director Back 01 Arms, Seat Slider.



## Specifications

Designed for multi-shift operations. Reinforced 14 gauge steel structure and Suspension technique. 1¼" medium-density foam on backrest. 1⅝" high-density molded foam on seat. Heavy duty mechanism with ratchet back and 500N cylinder. 27" cast aluminum base with 3" heavy duty casters.

Fabric (or leather) cover with zipper, replaceable in the field. All other components finished in black.

Backrest height and width:

Low backrest (L): 16"H x 18"W (406 x 457mm)

High backrest (H): 21"H x 18"W (533 x 457mm)

Director backrest (D): 27"H x 18"W (686 x 457mm)

Exec backrest (E): 30"H x 18"W (762 x 457mm)

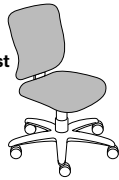
Seat depth: 19" (483 mm)      Seat Height: Low: 20" (508 mm)

Seat width: 20" (508 mm)      High: 23" (584 mm)

Low backrest



High backrest



Director backrest



Exec backrest



Code	Description	Grade:	C.O.M. fabric							Leather
			A	B	C	D	E	F	G	
<b>MA-L-B</b>	24/7, Multi-Function, Center Tilt, Ratchet Back 24¾"W x 24½"D x 33½"H (629 x 622 x 850 mm) / C.O.M. fabric: 1.35 yd (1,25 m), Leather: 24 ft² (2,23 m²)	851	867	891	915	948	1000	1071	1304	
<b>MA-H-B</b>	24/7, Multi-Function, Center Tilt, Ratchet Back 24¾"W x 24½"D x 38½"H (629 x 622 x 980 mm) / C.O.M. fabric: 1.5 yd (1,35 m), Leather: 26 ft² (2,42 m²)	900	918	946	974	1012	1073	1156	1406	
<b>MA-D-B</b>	24/7, Multi-Function, Center Tilt, Ratchet Back 24¾"W x 24½"D x 44"H (629 x 622 x 1140 mm) / C.O.M. fabric: 1.75 yd (1,6 m), Leather: 30 ft² (2,8 m²)	1011	1034	1069	1104	1152	1228	1332	1580	
<b>MA-E-B</b>	24/7, Multi-Function, Center Tilt, Ratchet Back 24¾"W x 24"D x 48"H (629 x 610 x 1220 mm) / C.O.M. fabric: 1.8 yd (1,65 m), Leather: 32 ft² (3 m²)	1011	1034	1069	1104	1152	1228	1332	1580	

## OPTIONS

### Adjustable Arm Options

Code	List price
<b>01</b>	\$120
<b>01S</b>	\$120
<b>02</b>	\$140
<b>03</b>	\$175
<b>04</b>	\$175
<b>05</b>	\$285
<b>06</b>	\$180
<b>07</b>	\$200
<b>08</b>	\$230
<b>09</b>	\$230
<b>96</b>	\$175
<b>96G</b>	\$190
<b>FB</b>	\$40

### Seat Options

Code	List price
<b>L</b>	\$20
<b>S</b>	N/C
<b>SS</b>	\$60
<b>AS</b>	\$35
<b>PS</b>	\$80

### Cylinder/Mechanism Options (see chart on page 4)

Code	List price
<b>80H</b>	N/C

### Fixed Arm Options

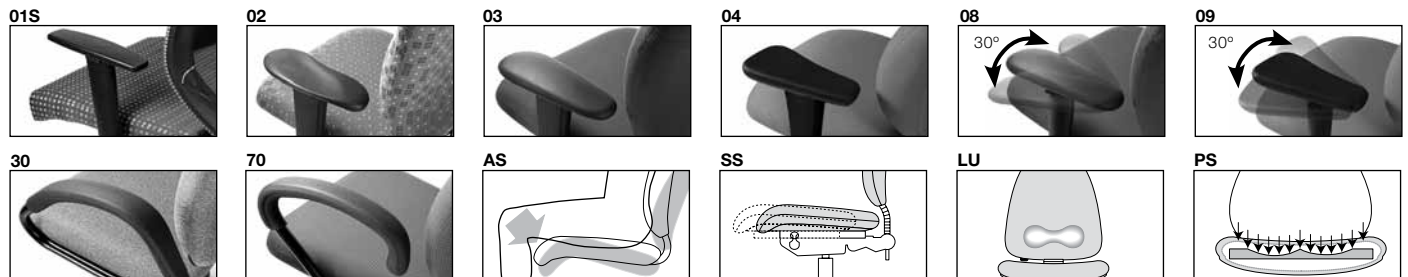
Code	List price
<b>26</b>	\$185
<b>27</b>	\$125
<b>28</b>	\$120
<b>28C</b>	\$170
<b>30</b>	\$115
<b>40</b>	\$115
<b>60</b>	\$145
<b>70</b>	\$115
<b>91</b>	\$70

### Back Options

Code	List price
<b>LU</b>	\$85

### Base/Casters Options

Code	List price
<b>SW</b>	\$12



Intensive use

# ovation Executive chair

**To Order:** Choose a back size and mechanism and any options from left to right and then add the fabric name and color number. **An example: OV-H-K-29 Black Leather:** Viva High Back, Knee-Tilt Mechanism, 29 Arms.



OV-H-K-60-L



OV-D-K-29P-AL

## Specifications

Steel construction and Suspension technique.  
Standard seat is Large.  
1 3/4" high-density foam on backrest and seat.  
Fabric (or leather) cover with zipper, replaceable in the field.  
All components finished in black.  
Backrest height and width:  
High backrest (H): 24"H x 19"W (610 x 483 mm)  
Director backrest (D): 27"H x 19"W (686 x 483 mm)  
Seat depth: 20" (508 mm)  
Seat width: 21" (533mm)

### High backrest



### Director backrest



Code	Description	Grade:	C.O.M. fabric					Vinyle/Leather		
			A	B	C	D	E	F	G	Leather
OV-H-S	Swivel		534	557	592	627	675	751	855	1012
OV-H-T	Swivel-Tilt, 0 degree tilt-lock		565	588	623	658	706	782	886	1043
OV-H-E	Ergo 3 Paddles, Ratchet Back		601	624	659	694	742	818	922	1079
OV-H-F	Multi-Funct., Center Tilt, Infinite Lock, Ratchet Back		617	640	675	710	758	834	938	1095
OV-H-K	Knee-Tilt		698	721	756	791	839	915	1019	1176
OV-H-Y	Synchro-tilt 2 to 1, Ratchet Back		726	749	784	819	867	943	1047	1204
OV-H-P	Multi-Function, Knee-Tilt, Ratchet Back		817	840	875	910	958	1034	1138	1295

24"W x 24"D x 39"H (610 x 610 x 991 mm) / C.O.M. fabric: 1.65 yd (1.50 m) Leather: 36 ft<sup>2</sup> (3.35 m<sup>2</sup>)

OV-D-S	Swivel		558	582	619	656	706	787	897	1042
OV-D-T	Swivel-Tilt, 0 degree tilt-lock		589	613	650	687	737	818	928	1073
OV-D-E	Ergo 3 Paddles, Ratchet Back		625	649	686	723	773	854	964	1109
OV-D-F	Multi-Funct., Center Tilt, Infinite Lock, Ratchet Back		641	665	702	739	789	870	980	1125
OV-D-K	Knee-Tilt		722	746	783	820	870	951	1061	1206
OV-D-Y	Synchro-tilt 2 to 1, Ratchet Back		750	774	811	848	898	979	1089	1234
OV-D-P	Multi-Function, Knee-Tilt, Ratchet Back		841	865	902	939	989	1070	1180	1325

24"W x 24"D x 42"H (610 x 610 x 1067 mm) / C.O.M. fabric: 1.75 yd (1.60 m) Leather: 38 ft<sup>2</sup> (3.55 m<sup>2</sup>)

## OPTIONS

### Adjustable Arm Options

Code	List price
01	\$120
01S	\$120
02	\$140
03	\$175
04	\$175
05	\$285
06	\$180
07	\$200
08	\$230
09	\$230
96	\$175
96G	\$190
FB	\$40

### Seat Options

Code	List price
S	N/C
SS	\$60
AS	\$35
PS	\$80

### Cylinder/Mechanism Options (see chart on page 4)

Code	List price
ML	N/C
80	N/C
100	N/C
120	N/C
140	\$25

### Fixed Arm Options

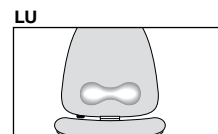
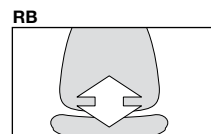

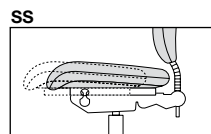
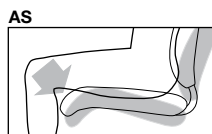
Code	List price
26	\$185
27	\$125
28	\$120
28C	\$170
29	\$180
29P	\$180
30	\$115
40	\$115
60	\$145
70	\$115
91	\$70

### Back Options

Code	List price
LU	\$85

### Base/Casters Options

Code	List price
AL	\$90
BAL	\$105
HAL	\$95
SW	\$12
GL	\$10
IC	\$44



# scorpio Executive chair

**To Order:** Choose a back size and any options from left to right and then add the fabric name and color number. **An example: SC-E-T-10-120-Theory Lime:** Scorpio, Exec Back, Swivel-Tilt Mechanism, 10 Arms, 120 mm cylinder.



SC-L-K-29P-AL

SC-E-K-29

## Specifications

Monopiece steel frame and Suspension technique. 1½" medium-density polyurethane foam on backrest and seat. Seat also has ½" high-density foam core. Fabric (or leather) cover with zipper, replaceable in the field. All components finished in black.

Backrest height and width:

Low backrest (L): 20"H x 19"W (500 x 483 mm)

Exec backrest (E): 30½"H x 19"W (775 x 483 mm)

Seat depth: 20½" (520 mm)

Seat width: 20½" (520 mm)

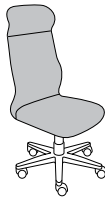
### Low backrest



Code	Description	Grade:	C.O.M. fabric							Leather
			A	B	C	D	E	F	G	
SC-L-S	Swivel		635	660	698	736	788	871	983	1212
SC-L-T	Swivel-Tilt, 0 degree tilt-lock		696	721	759	797	849	932	1044	1273
SC-L-K	Knee-Tilt		799	824	862	900	952	1035	1147	1376

27"W x 30"D x 38"H (686 x 762 x 965 mm) / C.O.M. fabric: 2.4 yd (2,2 m), Leather: 50 (4,65 m²)

### Exec backrest



Code	Description	Grade:	C.O.M. fabric							Leather
			A	B	C	D	E	F	G	
SC-E-S	Swivel		678	709	756	803	867	970	1109	1448
SC-E-T	Swivel-Tilt, 0 degree tilt-lock		739	770	817	864	928	1031	1170	1509
SC-E-K	Knee-Tilt		842	873	920	967	1031	1134	1273	1612

27"W x 30"D x 48"H (686 x 762 x 1219 mm) / C.O.M. fabric: 2.6 yd (2,4 m), Leather: 52 ft² (4,85 m²)

## OPTIONS

### Fixed Arm Options

	Code	List price
Fixed Upholstered Open Arms, All Fabrics	10	\$285
Fixed Upholstered Open Arms, Leather	10L	\$490
Fixed Black Alum. Arm, Ureth. Armrests, S,T,K mec. only	29	\$180
Fixed Pol. Alum. Arm, Ureth. Armrests, S,T,K mec. only	29P	\$180
Fixed Aluminum Arm	60	\$145

### Cylinder/Mechanism Options (see chart on page 4)

	Code	List price
Manual Lift	ML	N/C
80 mm Cylinder	80	N/C
100 mm Cylinder	100	N/C
120 mm Cylinder	120	N/C
140 mm Cylinder	140	\$25

### Base/Casters Options

	Code	List price
Polished Aluminum Base	AL	\$90
Black Aluminum Base	BAL	\$105
High Hub Aluminum Base	HAL	\$95
Hard Surface Casters	SW	\$12
Glides	GL	\$10
3" Heavy Duty Casters, Std on Everest and Marathon	IC	\$44

10



29P



60



# m a g n u m Executive chair

**To Order:** Choose a back size and any options from left to right and then add the fabric name and color number. **An example: MG-D-K-29-120-Theory Lime:** Magnum, Director Back, Knee-Tilt Mechanism, 29 Arms, 120 mm cylinder.



## Specifications

Monopiece steel frame and Suspension technique.  
 1¼" medium-density polyurethane foam on backrest.  
 1¾" high-density molded foam seat, covered with ¾" comfort foam.  
 Fabric (or leather) cover with zipper, replaceable in the field.  
 All components finished in black.  
 Backrest height and width:  
 Low backrest (L): 18"H x 19"W (457 x 483 mm)  
 High backrest (H): 21"H x 19"W (533 x 483 mm)  
 Director backrest (D): 26"H x 19"W (660 x 483 mm)  
 Seat depth: 20½" (520 mm)  
 Seat width: 20½" (520 mm)

### Low backrest



Code	Description	Grade:	C.O.M. fabric							Leather
			A	B	C	D	E	F	G	
<b>MG-L-S</b>	Swivel		673	694	727	760	805	877	975	1219
<b>MG-L-T</b>	Swivel-Tilt, 0 degree tilt-lock		734	755	788	821	866	938	1036	1280
<b>MG-L-K</b>	Knee-Tilt		837	858	891	924	969	1041	1139	1383

25"W x 27"D x 36"H (635 x 686 x 915 mm) / C.O.M. fabric: 2.7 yd (2,45 m), Leather: 46 ft² (4,3 m²)

### High backrest



<b>MG-H-S</b>	Swivel		697	720	755	790	838	914	1018	1272
<b>MG-H-T</b>	Swivel-Tilt, 0 degree tilt-lock		758	781	816	851	899	975	1079	1333
<b>MG-H-K</b>	Knee-Tilt		861	884	919	954	1002	1078	1182	1436

25"W x 27"D x 39"H (635 x 686 x 991 mm) / C.O.M. fabric: 2.75 yd (2,5 m), Leather: 47 ft² (4,4 m²)

### Director backrest



<b>MG-D-S</b>	Swivel		808	833	872	911	964	1049	1165	1551
<b>MG-D-T</b>	Swivel-Tilt, 0 degree tilt-lock		869	894	933	972	1025	1110	1226	1612
<b>MG-D-K</b>	Knee-Tilt		972	997	1036	1075	1128	1213	1329	1715

25"W x 25"D x 44"H (635 x 635 x 1118 mm) / C.O.M. fabric: 3.05 yd (2,8 m), Leather: 53 ft² (4,9 m²)

## OPTIONS

### Fixed Arm Options

	Code	List price
Fixed Arms, Urethane Armrest	<b>26</b>	\$185
Fixed Arms, Urethane Armrest	<b>27</b>	\$125
Fixed Black Tubular Arm, Urethane Armrest	<b>28</b>	\$120
Fixed Chromed Tubular Arm, Urethane Armrest	<b>28C</b>	\$170
Fixed Black Alum. Arm, Ureth. Armrests, S,T,K mec. only	<b>29</b>	\$180
Fixed Pol. Alum. Arm, Ureth. Armrests, S,T,K mec. only	<b>29P</b>	\$180
Fixed Arms, Urethane Armrest	<b>30</b>	\$115
Fixed Arms, Urethane Armrest	<b>40</b>	\$115
Fixed Aluminum Arm	<b>60</b>	\$145
Fixed Arms, Urethane Armrest	<b>70</b>	\$115
Fixed T Arms, Standard Pad	<b>91</b>	\$70

### Cylinder/Mechanism Options (see chart on page 4)

	Code	List price
Manual Lift	<b>ML</b>	N/C
80 mm Cylinder	<b>80</b>	N/C
100 mm Cylinder	<b>100</b>	N/C
120 mm Cylinder	<b>120</b>	N/C
140 mm Cylinder	<b>140</b>	\$25

### Base/Casters Options

	Code	List price
Polished Aluminum Base	<b>AL</b>	\$90
Black Aluminum Base	<b>BAL</b>	\$105
High Hub Aluminum Base	<b>HAL</b>	\$95
Hard Surface Casters	<b>SW</b>	\$12
Glides	<b>GL</b>	\$10
3" Heavy Duty Casters, Std on Everest and Marathon	<b>IC</b>	\$44



## previous sections

task/ergonomic	Page 11-48
intensive use	page 50-51
executive/conference	page 52-54

## next sections

stacking/guest	page 56-67
lounge/hospitality	page 68-71

# penta Stacking chair

**To Order:** Select model and add any additional options as required.  
**An example: PN-4-50-SX:** Penta, 50 Arms and Sandex Finish.



PN-4



PN-4-50

## Specifications

Steel frame and molded polypropylene shell.  
 Black metal finish.  
 Backrest height and width: 13" H x 17" W (330 x 450 mm)  
 Seat depth: 17" (432 mm)  
 Seat width: 16 3/4" (425 mm)

Seat Height:  
 Regular: 18" (457 mm)  
 Counter Height Stool: 24" (610 mm)  
 Bar Height Stool: 30" (762 mm)



PN-4

<b>PN-4</b>	4 Leg Base on Glides	156
	22 1/2"W x 22 1/2"D x 32"H (572 x 572 x 813 mm)	



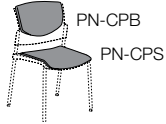
PN-7

<b>PN-7</b>	Counter Height Stool Base on Glides	206
	22 1/2"W x 22 1/2"D x 38 1/2"H (572 x 572 x 978 mm)	



PN-8

<b>PN-8</b>	Bar Height Stool Base on Glides	211
	22 1/2"W x 22 1/2"D x 43 1/2"H (572 x 572 x 1105 mm)	



PN-CPB

PN-CPS

Code	Description	Grade :	C.O.M. fabric						
			A	B	C	D	E	F	G
<b>PN-CPB</b>	Optional Cushion Pad on Back 17"W x 11"D x 3/4"H (432 x 280 x 18 mm) / C.O.M. fabric 0.6 yd (0.55 m)		74	80	90	100	114	136	165
<b>PN-CPS</b>	Optional Cushion Pad on Seat 15"W x 17"D x 3/4"H (381 x 432 x 18 mm) / C.O.M. fabric 0.6 yd (0.55 m)		74	80	90	100	114	136	165



PN-20

<b>PN-20</b>	Dolly, 12 High (Armless Only, No Cushion)	360
	21 1/2"W x 27"D x 23 1/2"H (543 x 686 x 597 mm)	

### Accessories

<b>G-PN</b>	Ganging Elements, per chair (pair)	18
-------------	------------------------------------	----

## OPTIONS

### Fixed Arm Options

	Code	List price
Fixed Arm, black	<b>50</b>	\$25

### Base/Casters Options

	Code	List price
Casters	<b>CA</b>	\$17
Hard Surface Casters	<b>SCA</b>	\$25
Nylon Glides, 4 Leg Base Only	<b>NG</b>	\$20

### Finish Options

	Code	List price
Chrome	<b>C</b>	\$45
Brushed Chrome	<b>BC</b>	\$90
Chrome, Stools	<b>C</b>	\$55
Brushed Chrome, Stools	<b>BC</b>	\$120
Silver Gray	<b>SG</b>	N/C
Dark grey	<b>DG</b>	N/C
Light Grey	<b>LG</b>	N/C
Beige	<b>BE</b>	N/C
Sandex	<b>SX</b>	N/C
Chrome Paint	<b>PA</b>	N/C

Other finishes available upon request



50



# penta Task chair

**To Order:** Choose a mechanism and any options from left to right. **An example: PN-L-T-01-120:** Penta, Tilt Mechanism, 01 Arms, 120 mm Cylinder.



PN-L-S-01S

## Specifications

Steel frame and molded polypropylene shell.  
 Black metal finish.  
 Backrest height and width: 13" H x 17" W (330 x 450 mm)  
 Seat depth: 17" (432 mm)  
 Seat width: 16 3/4" (425 mm)



PN-L

<b>PN-L-S</b>	Swivel 22 1/2"W x 22 1/2"D x 32"H (572 x 572 x 813 mm)	285
---------------	---	-----

<b>PN-L-T</b>	Swivel-Tilt, 0 degree tilt-lock 22 1/2"W x 22 1/2"D x 32"H (572 x 572 x 813 mm)	316
---------------	--	-----

<b>PN-L-K</b>	Knee-Tilt 22 1/2"W x 22 1/2"D x 32"H (572 x 572 x 813 mm)	449
---------------	--	-----



PN-CPB

Code	Description	Grade :	C.O.M. fabric						
			A	B	C	D	E	F	G
<b>PN-CPB</b>	Optional Cushion Pad on Back 17"W x 11"D x 3/4"H (432 x 280 x 18 mm) / C.O.M. fabric 0.6 yd (0.55 m)		74	80	90	100	114	136	165

<b>PN-CPS</b>	Optional Cushion Pad on Seat 15"W x 17"D x 3/4"H (381 x 432 x 18 mm) / C.O.M. fabric 0.6 yd (0.55 m)		74	80	90	100	114	136	165
---------------	---	--	----	----	----	-----	-----	-----	-----

## OPTIONS


Adjustable Arm Options	Code	List price
Width/Height Adjustable, Standard Pad	<b>01</b>	\$120
Width/Height Adjustable, S Pad	<b>01S</b>	\$120
Multi-Function, Gel Pad	<b>96G</b>	\$190

Cylinder/Mechanism Options	Code	List price
Manual Lift	<b>ML</b>	N/C
80 mm Cylinder	<b>80</b>	N/C
100 mm Cylinder	<b>100</b>	N/C
120 mm Cylinder	<b>120</b>	N/C
140 mm Cylinder	<b>140</b>	\$25
Drafting Kit 8" Stroke, E,S Mech., L&H Backs Only	<b>200</b>	\$120
Drafting Kit 10" Stroke, E,S Mech., L&H Backs Only	<b>250</b>	\$120

Fixed Arm Options	Code	List price
Fixed Black Tubular Arm, Urethane Armrest	<b>28</b>	\$120
Fixed Chromed Tubular Arm, Urethane Armrest	<b>28C</b>	\$170
Fixed Arm, black	<b>50</b>	\$25
Fixed Sandex Black Arm, PVC Armrest	<b>66</b>	\$55
Fixed T Arms, Standard Pad	<b>91</b>	\$70

Base/Casters Options	Code	List price
Polished Aluminum Base	<b>AL</b>	\$90
High Hub Black Resin Base	<b>HBL</b>	N/C
Hard Surface Casters	<b>SW</b>	\$12



**To Order:** Add shell color option to the model. Add any additional options as required.  
**An example:** AV-4-PLDG-50DG-SX: Arriva, Dark Grey Shell, Dark Grey 50 Arms and Sandex Finish.



AV-4-PLDG-SG

**Specifications**

Steel frame and molded polypropylene shell.  
 Metal finish as chosen.  
 Backrest height and width: 14 ¾"H x 17 ¾"W (375 x 450 mm)  
 Seat depth: 16 ½" (416 mm)  
 Seat width: 16" (403 mm)

Seat Height:  
 Regular: 18" (457 mm)  
 Counter Height Stool: 24" (610 mm)  
 Bar Height Stool: 30" (762 mm)



AV-4

Code	Description	
<b>AV-4</b>	4 Leg Base on Glides 19"W x 21"D x 33 ½"H (480 x 530 x 850 mm)	236



AV-7

Code	Description	
<b>AV-7</b>	Counter Height Stool Base on Glides 19"W x 21"D x 40"H (483 x 433 x 1016 mm)	290



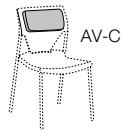
AV-8

Code	Description	
<b>AV-8</b>	Bar Height Stool Base on Glides 19"W x 21"D x 45"H (483 x 433 x 1143 mm)	296



AV-CPS

Code	Description	Grade:	C.O.M. fabric						
			A	B	C	D	E	F	G
<b>AV-CPS</b>	Optional Cushion Pad on Seat 15"W x 14"D x ¾"H (381 x 356 x 19 mm) / C.O.M. fabric 0.7 yd (0.6 m)		74	80	90	100	114	136	165



AV-CPB

Code	Description	Grade:	C.O.M. fabric						
			A	B	C	D	E	F	G
<b>AV-CPB</b>	Optional Cushion Pad on Back 15"W x 6"D x ¾"H (381 x 153 x 19 mm) / C.O.M. fabric 0.7 yd (0.6 m)		64	70	80	90	104	126	155



AV-20

Code	Description	
<b>AV-20</b>	Dolly, 7 High (non stackable with cushion pad) 21½"W x 27"D x 23½"H (546 x 686 x 597 mm)	360

**Accessories**

<b>G-AV</b>	Ganging Element, per Chair (pair)	17
-------------	-----------------------------------	----

**OPTIONS**

Fixed Arm Options	Code	List price
Fixed Arm, Black, Except on Stools	<b>50BL</b>	\$35
Fixed Arm, Dark Grey, Except on Stools	<b>50DG</b>	\$35
Fixed Arm, Light Grey, Except on Stools	<b>50LG</b>	\$35
Flip Up Tablet Arm, Left, Except on Stools	<b>63</b>	\$215
Flip Up Tablet Arm, Right, Except on Stools	<b>64</b>	\$215

Back Seat Options	Code	List price
Black Plastic	<b>PLBL</b>	N/C
Dark Grey Plastic	<b>PLDG</b>	N/C
White Plastic	<b>PLWH</b>	N/C

Base/Casters Options	Code	List price
Casters	<b>CA</b>	\$17
Hard Surface Casters	<b>SCA</b>	\$25
Nylon Glides, 4 Leg Base Only	<b>NG</b>	\$20

Finish Options	Code	List price
Chrome	<b>C</b>	\$45
Brushed Chrome	<b>BC</b>	\$90
Chrome, Stools	<b>C</b>	\$55
Brushed Chrome, Stools	<b>BC</b>	\$120
Silver Gray	<b>SG</b>	N/C
Dark grey	<b>DG</b>	N/C
Light Grey	<b>LG</b>	N/C
Beige	<b>BE</b>	N/C
Sandex	<b>SX</b>	N/C
Chrome Paint	<b>PA</b>	N/C

*Other finishes available upon request*

Laminate Options Tablet Arm	Code	List price
Black Laminate Tablet Arm	<b>BLL</b>	N/C

*Other tablet arm laminates available upon request*



50DG



AV-L-T-PLWH-66

### Specifications

Steel frame and molded polypropylene shell.  
Metal finish as chosen.  
Backrest height and width: 14 ¾"H x 17 ¾"W (375 x 450 mm)  
Seat depth: 16 ½" (416 mm)  
Seat width: 16" (403 mm)



AV-L

Code	Description	
<b>AV-L-S</b>	Swivel 19"W x 21"D x 33 ½"H (483 x 433 x 851 mm)	405
<b>AV-L-T</b>	Swivel-Tilt, 0 degree tilt-lock 19"W x 21"D x 33 ½"H (483 x 433 x 851 mm)	436
<b>AV-L-K</b>	Knee-Tilt 19"W x 21"D x 33 ½"H (483 x 433 x 851 mm)	569



AV-CPS

Code	Description	Grade :	C.O.M. fabric						
			A	B	C	D	E	F	G
<b>AV-CPS</b>	Optional Cushion Pad on Back 15"W x 14"D x ¾"H (381 x 356 x 19 mm) / C.O.M. fabric 0.7 yd (0.6 m)		74	80	90	100	114	136	165



AV-CPB

Code	Description	Grade :	C.O.M. fabric						
			A	B	C	D	E	F	G
<b>AV-CPB</b>	Optional Cushion Pad on Seat 15"W x 6"D x ¾"H (381 x 153 x 19 mm) / C.O.M. fabric 0.7 yd (0.6 m)		64	70	80	90	104	126	155

### OPTIONS

Adjustable Arm Options		Code	List price
Width/Height Adjustable, Standard Pad		<b>01</b>	\$120
Width/Height Adjustable, S Pad		<b>01S</b>	\$120
Multi-Function, Gel Pad		<b>96G</b>	\$190

Cylinder/Mechanism Options (see chart on page 4)		Code	List price
Manual Lift		<b>ML</b>	N/C
80 mm Cylinder		<b>80</b>	N/C
100 mm Cylinder		<b>100</b>	N/C
120 mm Cylinder		<b>120</b>	N/C
140 mm Cylinder		<b>140</b>	\$25
Drafting Kit 8" Stroke, E,S Mech., L&H Backs Only		<b>200</b>	\$120
Drafting Kit 10" Stroke, E,S Mech., L&H Backs Only		<b>250</b>	\$120

Fixed Arm Options		Code	List price
Fixed Black Tubular Arm, Urethane Armrest		<b>28</b>	\$120
Fixed Chromed Tubular Arm, Urethane Armrest		<b>28C</b>	\$170
Fixed Sandex Black Arm, PVC Armrest		<b>66</b>	\$55
Fixed T Arms, Standard Pad		<b>91</b>	\$70

Base/Casters Options		Code	List price
Polished Aluminum Base		<b>AL</b>	\$90
High Hub Black Resin Base		<b>HBL</b>	N/C
Hard Surface Casters		<b>SW</b>	\$12



# clover / camelia Stacking chair

**To Order:** Choose a model, any options from left to right and a stain finish.  
**An example:** CL-4-C-065: Clover 4 leg, Chrome Finish, Maple.



## Specifications


Steel frame and molded 7/16" plywood shell.  
 Black steel and natural maple finish.

Backrest height and width: 15"H x 18"W (381 x 457 mm)  
 Seat depth: 18" (457 mm)  
 Seat width: 18" (457 mm)

Seat Height:  
 Regular: 18" (457 mm)  
 Counter Height Stool: 24" (610 mm)  
 Bar Height Stool: 30" (762 mm)



CL-4

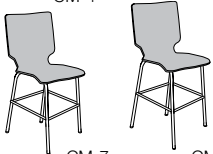


CL-7

CL-8



CM-4



CM-7

CM-8

Code	Description	
<b>CL-4</b>	4 Leg Base on Glides 20 1/2"W x 21 1/4"D x 32"H (521 x 540 x 813 mm)	215

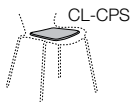
Code	Description	
<b>CL-7</b>	Counter Height Stool Base on Glides 22"W x 22"D x 38"H (560 x 560 x 965 mm)	280

Code	Description	
<b>CL-8</b>	Bar Height Stool Base on Glides 22"W x 22"D x 44"H (560 x 560 x 1118 mm)	285

Code	Description	
<b>CM-4</b>	4 Leg Base on Glides 20 1/2"W x 21 1/4"D x 32"H (521 x 540 x 813 mm)	215

Code	Description	
<b>CM-7</b>	Counter Height Stool Base on Glides 22"W x 22"D x 38"H (560 x 560 x 965 mm)	280

Code	Description	
<b>CM-8</b>	Bar Height Stool Base on Glides 22"W x 22"D x 44"H (560 x 560 x 1118 mm)	285



CL-CPS

Code	Description	Grade:	C.O.M. fabric						
			A	B	C	D	E	F	G
<b>CL-CPS</b>	Cushion Pad on Seat (optional)		64	70	80	90	104	126	155
<b>CM-CPS</b>	Cushion Pad on Seat (optional)		64	70	80	90	104	126	155

15"W x 14"D x 3/4"H (381 x 356 x 19 mm) / C.O.M. fabric 0.7 yd (0.6 m)



CL-20

Code	Description	
<b>CL-20</b>	Dolly, 20 High 21 1/2"W x 27"D x 23 1/2"H (546 x 686 x 597 mm)	360

## OPTIONS

Base/Casters Options	Code	List price
Nylon Glides, 4 Leg Base Only	<b>NG</b>	\$20

Finish Options	Code	List price
Chrome	<b>C</b>	\$40
Brushed Chrome	<b>BC</b>	\$85
Chrome, Stools	<b>C</b>	\$55
Brushed Chrome, Stools	<b>BC</b>	\$120
Silver Gray	<b>SG</b>	N/C
Dark grey	<b>DG</b>	N/C
Light Grey	<b>LG</b>	N/C
Beige	<b>BE</b>	N/C
Sandex	<b>SX</b>	N/C
Chrome Paint	<b>PA</b>	N/C

*Other finishes available upon request*

Stain Finish Options	Code	List price
Maple (standard)	<b>065</b>	N/C
Honey Beech	<b>755</b>	\$35
Cherry	<b>939</b>	\$35
Mahogany	<b>704</b>	\$35
Walnut	<b>813</b>	\$35
Dark Walnut	<b>950</b>	\$35
Other Shell Finish (available on request)	<b>AC</b>	\$35
Upcharge for Customer Stain, per Order	<b>ADS</b>	\$300

Laminate Options Shells	Code	List price
Black Laminate	<b>LBL</b>	\$95
White Laminate	<b>LWH</b>	\$95

*Other laminates available upon request*

Laminate Options Tablet Arm	Code	List price
Black Laminate Tablet Arm	<b>BLL</b>	N/C

*Other tablet arm laminates available upon request*

# g o l f Stacking chair

**To Order:** Choose a model, any options from left to right and a stain finish.  
**An example: GO-2-52-C-065:** Golf sled base, 52 Arms, Chrome Finish, Maple. Accessories may be ordered separately when needed.



GO-2-52-C-065



GO-2S-52-065-C

### Specifications

Steel frame and molded <sup>7</sup>/<sub>16</sub>" plywood shell. Black steel and natural maple finish. Other colors available upon request.  
 Backrest height and width Golf: 16"H x 17<sup>3</sup>/<sub>4</sub>"W (356 x 451 mm)  
 Seat depth: 17<sup>1</sup>/<sub>2</sub>" (445 mm)  
 Seat width: 16" (406 mm)

Seat Height:  
 Regular: 18" (457 mm)  
 Counter Height Stool: 24" (610 mm)  
 Bar Height Stool: 30" (762 mm)

### Sled base

### 4 leg base

### Stool bases



GO-2



GO-4



GO-7



GO-8



GO-9

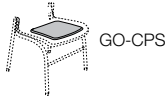


GO-2S



GO-4S

Code	Description	
GO-2	Sled Base on Glides	326
GO-4	4 Leg Base on Glides	326
GO-2S	Sled Base on Glides	326
GO-4S	4 Leg Base on Glides	326
GO-7	Counter Height Stool Base on Glides	342
GO-8	Bar Height Stool Base on Glides	348
GO-9	Bar Height Stool Base on Glides, Short Back	348



GO-CPS

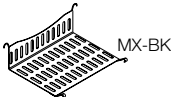
Code	Description	Grade:	C.O.M. fabric						
			A	B	C	D	E	F	G
GO-CPS	Optional Cushion Pad on Seat 15"W x 14"D x 3/4"H (381 x 356 x 19 mm) / C.O.M. fabric 0.7 yd (0.6 m)		74	80	90	100	114	136	165



GO-20

GO-20	Dolly, 20 High 21 <sup>1</sup> / <sub>2</sub> "W x 27"D x 23 <sup>1</sup> / <sub>2</sub> "H (546 x 686 x 597 mm)	360
-------	---	-----

### Accessories



MX-BK

G-MX	Ganging Element, per Chair (pair)	10
MX-BK	Bookrack Assembly, Black Finish	90

### OPTIONS

#### Fixed Arm Options

	Code	List price
Fixed Arms, Urethane Armrest, Except on Stools	52	\$57
Flip Up Tablet Arm, Left, Except on Stools	53	\$215
Flip Up Tablet Arm, Right, Except on Stools	54	\$215
<b>Cylinder/Mechanism Options</b> (see chart on page 4)	<b>Code</b>	<b>List price</b>
Drafting Kit 10" Stroke, S Mechanism	250	\$170
<b>Base/Casters Options</b>	<b>Code</b>	<b>List price</b>
Long glide, Sled Base Only	LGL	\$14
Nylon Glides, 4 Leg Base Only	NG	\$20
<b>Finish Options</b>	<b>Code</b>	<b>List price</b>
Chrome	C	\$45
Brushed Chrome	BC	\$90
Chrome, Stools	C	\$55
Brushed Chrome, Stools	BC	\$120
Silver Gray	SG	N/C
Dark grey	DG	N/C
Light Grey	LG	N/C
Beige	BE	N/C
Sandex	SX	N/C
Chrome Paint	PA	N/C

Other finishes available upon request

#### Stain Finish Options

	Code	List price
Maple (standard)	065	N/C
Honey Beech	755	\$37
Cherry	939	\$37
Mahogany	704	\$37
Walnut	813	\$37
Dark Walnut	950	\$37
Other Shell Finish (available on request)	AC	\$37
Upcharge for Customer Stain, per Order	ADS	\$300
<b>Laminate Options Shells</b>	<b>Code</b>	<b>List price</b>
Black Laminate Shell	LBL	\$95
White Laminate Shell	LWH	\$95
Other laminate colors available upon request		
<b>Laminate Options Tablet Arm</b>	<b>Code</b>	<b>List price</b>
Black Laminate Tablet Arm	BLL	N/C
Other tablet arm laminates available upon request		



53



54



52

# o n z a Stacking chair

**To Order:** Choose a model and any options from left to right and then add the fabric name and color number. **An example: OZ-4-52-HG-C-Theory Lime:** Onza, 52 Arms, Handling Grip, Chrome Finish. Accessories may be ordered separately when needed.



OZ-4



OZ-5-52-065

### Specifications

Steel construction and Suspension technique. ¾" foam on seat and backrest. Fabric cover with zipper, replaceable in the field. Black finish.  
 Backrest height and width: 14"H x 17¾"W (356 x 451 mm)  
 Seat depth: 17½" (445 mm)  
 Seat width: 18" (457 mm)  
 Seat Height: 18" (457 mm)



OZ-4



OZ-5



OZ-20

Code	Description	Grade:	C.O.M. fabric						
			A	B	C	D	E	F	G
OZ-4	4 Leg Base on Glides		254	270	295	320	354	409	483
OZ-5	4 Leg Base on Glides, Wood Back 22¼"W x 23¾"D x 31½"H (565 x 603 x 800 mm)		316	324	337	350	368	396	435

C.O.M. fabric: OZ-4 : 1.15 yd (1,05 m); OZ-5 : 0.7 yd (0,65 m)

OZ-20	Dolly, 20 High 21½"W x 27"D x 23½"H (546 x 686 x 597 mm)	360
-------	---	-----

### Accessories

G-MX	Gangng Element, per Chair (pair)	10
------	----------------------------------	----

### OPTIONS

Fixed Arm Options	Code	List price
Fixed Arms, Urethane Armrest	52	\$57
Flip Up Tablet Arm, Left	53	\$215
Flip Up Tablet Arm, Right	54	\$215

Back Options	Code	List price
Handling Grip	HG	\$30

Base/Casters Options	Code	List price
Casters	CA	\$17
Hard Surface Casters	SCA	\$25
Nylon Glides, 4 Leg Base Only	NG	\$20

Finish Options	Code	List price
Chrome	C	\$45
Brushed Chrome	BC	\$90
Silver Gray	SG	N/C
Dark grey	DG	N/C
Light Grey	LG	N/C
Beige	BE	N/C
Sandex	SX	N/C
Chrome Paint	PA	N/C

Other finishes available upon request

Laminate Options Tablet Arm	Code	List price
Black Laminate Tablet Arm	BLL	N/C

Other tablet arm laminates available upon request

OZ-5 Wood Back Stain Finish Options	Code	List price
Maple (standard)	065	N/C
Honey Beech	755	\$27
Cherry	939	\$27
Mahogany	704	\$27
Walnut	813	\$27
Dark Walnut	950	\$27
Other Shell Finish (available on request)	AC	\$27
Upcharge for Customer Stain, per Order	ADS	\$300



52



53



54



HG



# miniflex Stacking chair

**To Order:** Choose a model and any options from left to right and then add the fabric name and color number. **An example: MX-2-52-HG-C-Theory Lime:** Miniflex Sled Base, 52 Arms, Handling Grip, Chrome Finish. Accessories may be ordered separately when needed.



## Specifications

Steel construction and Suspension technique. 3/4" foam on seat and backrest. Fabric cover with zipper, replaceable in the field. Black finish.  
 Backrest height and width: 14"H x 17 3/4"W (356 x 451 mm)  
 Seat depth: 17 1/2" (445 mm)  
 Seat width: 16 1/2" (420 mm)  
 Seat Height: 18" (457 mm)

### Sled base



MX-2



MX-4



MX-2S



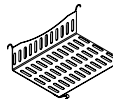
MX-4S



MX-20



MX-T



MX-BK

Code	Description	Grade:	C.O.M. fabric						
			A	B	C	D	E	F	G
MX-2	Sled Base, on Glides		302	318	343	368	402	457	531
MX-4	4 Leg Base on Glides		302	318	343	368	402	457	531
MX-2S	Sled Base, on Glides		302	318	343	368	402	457	531
MX-4S	4 Leg Base on Glides		302	318	343	368	402	457	531

23 1/2"W x 23 3/4"D x 31 1/2"H (565 x 603 x 800 mm) / C.O.M. fabric: 1.15 yd (1,05 m)

MX-20	Dolly, 20 High	360
	21 1/2"W x 27"D x 23 1/2"H (546 x 686 x 597 mm)	
MX-T	Stacking Table	273
	19 3/4"W x 23 3/4"D x 17 1/4"H – dessus:16 1/8"W x 19"D x 3/4"H (502 x 603 x 438 mm – dessus:410 x 482 x 19 mm)	

### Accessories

G-MX	Ganging Elements, per chair (pair)	10
MX-BK	Bookrack Assembly, Black Finish	90

## OPTIONS

### Fixed Arm Options

	Code	List price
Fixed Arms, Urethane Armrest	52	\$57
Flip Up Tablet Arm, Left	53	\$215
Flip Up Tablet Arm, Right	54	\$215

### Seat Options

	Code	List price
Articulated Seat Pan, N/A on S and XS Seats	AS	\$35

### Back Options

	Code	List price
Handling Grip	HG	\$30

### Base/Casters Options

	Code	List price
Long glide, Sled Base Only	LGL	\$14
Nylon Glides, 4 Leg Base Only	NG	\$20

### Finish Options

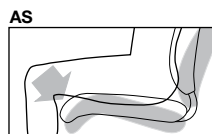
	Code	List price
Chrome	C	\$45
Brushed Chrome	BC	\$90
Silver Gray	SG	N/C
Dark grey	DG	N/C
Light Grey	LG	N/C
Beige	BE	N/C
Sandex	SX	N/C
Chrome Paint	PA	N/C

Other finishes available upon request

### Laminate Options Tablet Arm

	Code	List price
Black Laminate Tablet Arm	BLL	N/C

Other tablet arm laminates available upon request



# cat/cat bariatric Stacking chair

**To Order:** Choose a model and any options from left to right and then add the fabric name and color number. **An example: CA-2-52-HG-C-Theory Lime:** Cat Sled Base, 52 Arms, Handling Grip, Chrome Finish. Accessories may be ordered separately when needed.



## Specifications

Steel construction and Suspension technique.  
 ¾" foam on seat and backrest, with ½" high-density foam core on seat. Fabric cover with zipper, replaceable in the field. Black finish.  
 Backrest height and width: 14"H x 19¼"W (356 x 489 mm)  
 Seat depth: 18¼" (464 mm)  
 Seat width: 18" (457 mm)  
 Seat width bariatric: 26" (660)mm  
 Seat Height: 18" (457 mm)

## Sled base

## 4 leg base



CA-2



CA-4



CB-2

Rated at 500 lbs



CB-4

Rated at 500 lbs

Code	Description	Grade:	C.O.M. fabric							Leather
			A	B	C	D	E	F	G	
CA-2	Sled Base on Glides		321	336	359	382	413	464	532	688
CA-4	4 Leg Base on Glides		321	336	359	382	413	464	532	688

25"W x 23¾"D x 31½"H (635 x 603 x 800 mm) / C.O.M. fabric: 1.20 yd (1,1 m)

Code	Description	Grade:	C.O.M. fabric						
			A	B	C	D	E	F	G
CB-2	Sled Base on Glides		491	515	552	589	639	720	830
CB-4	4 Leg Base on Glides		491	515	552	589	639	720	830

32½"W x 24"D x 31½"H (825 x 609 x 800 mm) / C.O.M. fabric: 1.8 yd (1,65 m)



CA-20

CA-20	Dolly, 20 High (CB excluded)	360
-------	------------------------------	-----

23"W x 29"D x 18"H (584 x 737 x 457 mm)

## Accessories

G-MX	Ganging Elements, per chair (pair)	10
CA-BK	Bookrack Assembly, Black Finish	90



CA-BK

## OPTIONS

### Fixed Arm Options

	Code	List price
Fixed Arms, Urethane Armrest	52	\$57
Fixed Arms, Long Urethane Armrest, Bariatric Only	52L	\$83
Flip Up Tablet Arm, Left	53	\$215
Flip Up Tablet Arm, Right	54	\$215

### Back Options (N/A on CB Model)

	Code	List price
Handling Grip	HG	\$30
Round Upholstered Back, Not Avail. with HG Option	RO	\$34
Flex Back	FL	\$45

### Base/Casters Options (N/A on CB Model)

	Code	List price
Long glide, Sled Base Only	LGL	\$14
Casters	CA	\$17
Hard Surface Casters	SCA	\$25
Nylon Glides, 4 Leg Base Only	NG	\$20

### Finish Options

	Code	List price
Chrome	C	\$45
Brushed Chrome	BC	\$90
Silver Gray	SG	N/C
Dark grey	DG	N/C
Light Grey	LG	N/C
Beige	BE	N/C
Sandex	SX	N/C
Chrome Paint	PA	N/C

Other finishes available upon request

### Laminate Options Tablet Arm

	Code	List price
Black Laminate Tablet Arm	BLL	N/C

Other tablet arm laminates available upon request



# ocelot Stacking chair

**To Order:** Add any options from left to right to the OC-4 model. Then add the fabric name and color number followed by the mesh color. **An example: OC-4-52-C-Bias Romaine-G9040:** Ocelot, 52 Arms, Chrome Finish. Accessories may be ordered separately when needed.



OC-4-G9400

## Specifications

Steel construction and Suspension technique. ¾" foam on seat. Fabric covers with zipper on seat, replaceable in the field, polyester mesh on back.

Black finish.

Backrest height and width: 14"H x 18"L (356 x 457 mm)

Seat depth: 18" (457 mm)

Seat width: 19 ½" (495 mm)

Seat Height: 18" (457 mm)



OC-4



CA-20

Code	Description	Grade :	C.O.M. fabric						
			A	B	C	D	E	F	G
OC-4	4 Leg Base on Glides 25"W x 22 ½"D x 33"H (635 x 572 x 838 mm) / C.O.M. fabric: 0.75 yd (0.70 m)		221	231	246	261	281	314	359

CA-20	Dolly, 20 High 23"W x 29"D x 18"H (584 x 737 x 457 mm)	360
-------	---	-----

## Accessoires

G-MX	Ganging Elements, per chair (pair)	10
------	------------------------------------	----

## OPTIONS

### Fixed Arm Options

	Code	List price
Fixed Arms, Urethane Armrest	52	\$57
Flip Up Tablet Arm, Left	53	\$215
Flip Up Tablet Arm, Right	54	\$215

### Base/Casters Options

	Code	List price
Casters	CA	\$17
Hard Surface Casters	SCA	\$25
Nylon Glides, 4 Leg Base Only	NG	\$20

### Finish Options

	Code	List price
Chrome	C	\$45
Brushed Chrome	BC	\$90
Silver Gray	SG	N/C
Dark grey	DG	N/C
Light Grey	LG	N/C
Beige	BE	N/C
Sandex	SX	N/C
Chrome Paint	PA	N/C

Other finishes available upon request

### Laminate Options Tablet Arm

	Code	List price
Black Laminate Tablet Arm	BLL	N/C

Other tablet arm laminates available upon request



# z e s t nesting chair

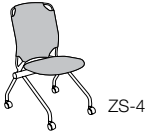
**To Order:** Choose a model and any options from left to right and then add the fabric name and color number. **An example: FI-4-50LG-Theory Lime:** Finesse, 50 Light Grey Arms. Accessories may be ordered separately when needed.



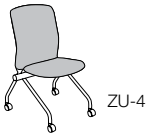
ZS-4-56-DG

ZU-4-56-DG

ZS-4-56-PA-F



ZS-4



ZU-4

### Specifications

Steel construction and Suspension technique.  
 ¾" foam on backrest, with 1 ½" high-density foam core on seat. Fabric cover with zipper, replaceable in the field. Black finish.  
 Backrest height and width: 15 ½" H x 20"W (394 x 508 mm)  
 Seat Height: 18" (457 mm)  
 Seat depth: 19 ½" (495 mm)  
 Seat width: 19 ¾" (502 mm)

Seat nesting pitch : 8" (200mm), with tablet arm: 12" (305mm)

Code	Description	Grade:	C.O.M. fabric							Leather
			A	B	C	D	E	F	G	
<b>ZS-4</b>	4 Leg base on Casters 23¼"W x 23¾"D x 36½"H (590 x 603 x 927 mm) / C.O.M. fabric 0.7 yd (0.65 m)		403	412	426	440	459	490	531	662

Code	Description	Grade:	C.O.M. fabric							Leather
			A	B	C	D	E	F	G	
<b>ZU-4</b>	4 Leg base on Casters 23¼"W x 23¾"D x 36½"H (590 x 603 x 927 mm) / C.O.M. fabric 1.5 yd (1.4 m)		438	457	486	515	554	618	704	987

### OPTIONS

#### Fixed Arm Options

	Code	List price
Flip Up Tablet Arm, Left	<b>43</b>	\$215
Flip Up Tablet Arm, Right	<b>44</b>	\$215
Fixed Polyethylene Armcap	<b>56</b>	\$35

#### Base/Casters Options

	Code	List price
Hard Surface Casters	<b>SW</b>	\$12
Glides	<b>GL</b>	\$10

#### Back Options

	Code	List price
Full knit	<b>F</b>	N/C

#### Finish Options

	Code	List price
Silver Gray	<b>SG</b>	N/C
Dark grey	<b>DG</b>	N/C
Light Grey	<b>LG</b>	N/C
Beige	<b>BE</b>	N/C
Sandex	<b>SX</b>	N/C
Chrome Paint	<b>PA</b>	N/C

*Other finishes available upon request*

#### Laminate Options Tablet Arm

	Code	List price
Black Laminate Tablet Arm	<b>BLL</b>	N/C

*Other tablet arm laminates available upon request*


# f i n e s s e side chair

**To Order:** Choose a model and any options from left to right and then add the fabric name and color number. **An example: FI-4-50LG-Theory Lime:** Finesse, 50 Light Grey Arms. Accessories may be ordered separately when needed.



FI-4-50DG-DG

FB-4-40-DG



FI-4

FB-4

Rated at 500 lbs

### Specifications

Steel construction and Suspension technique on the seat.  
 High density ½" foam on seat covered with ¾" foam.  
 Knit polyester cover on back. Seat fabric cover with zipper, replaceable in the field. Black finish.

Backrest height and width: 21¼"H x 18"W (540 x 457 mm)  
 Seat height: 18" (457 mm)  
 Seat depth: 20¼" (514 mm)  
 Seat width: 20" (508 mm)  
 Seat width bariatric: 26" (660mm)

Code	Description	Grade:	C.O.M. fabric							Leather
			A	B	C	D	E	F	G	
<b>FI-4</b>	4 Leg base on Glides 20"W x 23"D x 38"H (508 x 585 x 979 mm) / C.O.M. fabric: 1.3 yd (1.2 m) Leather: 36 ft² (3.6 m²)		362	380	408	436	474	535	618	836
<b>FB-4</b>	4 Leg base on Glides 26"W x 23"D x 38"H (660 x 585 x 979 mm) / C.O.M. fabric: 1.8 yd (1.6 m) Leather: 48 ft² (4.8 m²)		549	575	615	655	709	797	915	1265

### OPTIONS

#### Fixed Arm Options

	Code	List price
Fixed Upholstered Armrest Fabric	<b>23</b>	\$240
Fixed Upholstered Armrest Leather	<b>23G</b>	\$350
Fixed Arm, Urethane Armrest	<b>40</b>	\$115
Fixed Arm, Black (FI-4 Only)	<b>50BL</b>	\$35
Fixed Arm, Dark Grey (FI-4 Only)	<b>50DG</b>	\$35
Fixed Arm, Light Grey (FI-4 Only)	<b>50LG</b>	\$35

#### Base/Casters Options (FI-4 Only)

	Code	List price
Casters	<b>CA</b>	\$17
Hard Surface Casters	<b>SCA</b>	\$25
Nylon Glides	<b>NG</b>	\$20

#### Finish Options

	Code	List price
Chrome	<b>C</b>	\$45
Brushed Chrome	<b>BC</b>	\$90
Silver Gray	<b>SG</b>	N/C
Dark grey	<b>DG</b>	N/C
Light Grey	<b>LG</b>	N/C
Beige	<b>BE</b>	N/C
Sandex	<b>SX</b>	N/C
Chrome Paint	<b>PA</b>	N/C

*Other finishes available upon request*

# sit stand

**To Order:** Choose a model and any options from left to right. **An example:** **SD-250-FR:** Sit Stand, 250mm cylinder with footring.



SD-250

### Specifications

Polyurethane seat mounted on a swivel mechanism.

Seat width:	13" (330 mm)
Seat depth:	8" (203 mm)
Seat height:	Low: 21" (533 mm)
	High: 31" (787 mm)

<b>SD-200</b>	8" Cylinder	246
<b>SD-250</b>	10" Cylinder	246
21¾"W x 21¾"D x 27" to 37"H (552 x 552 x 686-949 mm)		

### OPTIONS

Base/Casters Options	Code	List price
Footring	<b>FR</b>	\$60
Hard Surface Casters	<b>SW</b>	\$12
Glides	<b>GL</b>	\$10

# doctor stool

**To Order:** Choose a model and any options from left to right and then add the fabric name and color number. **An example:** **TB-O-200-FR-Theory Lime:** Doctor stool, 200mm cylinder with footring.



TB-O-200-FR

### Specifications

2½" foam glued to a 15½" diameter wood frame mounted on a swivel mechanism.

Seat diameter:	15½" (394 mm)
Seat height:	Low: 21" (533 mm)
	High: 29" (717 mm)

Code	Description	Grade:	C.O.M. fabric						
			<b>A</b>	<b>B</b>	<b>C</b>	<b>D</b>	<b>E</b>	<b>F</b>	<b>G</b>
<b>TB-O-200</b>	8" Cylinder		281	290	304	318	337	368	409
<b>TB-O-250</b>	10" Cylinder		281	290	304	318	337	368	409
22"W x 22"D x 21" to 31"H (559 x 559 x 533-787 mm) / C.O.M. fabric 0.6 yd (0.55 m)									

### OPTIONS

Base/Casters Options	Code	List price
Footring	<b>FR</b>	\$60
Hard Surface Casters	<b>SW</b>	\$12
Glides	<b>GL</b>	\$10

# laboratory stool

**To Order:** Choose a model and any options from left to right. **An example:** **LB-L-E-200:** Lab stool, ergo 3 paddles mechanism, 200mm cylinder with footrest.



LB-L-E-250

### Specifications

Easy clean urethane back and seat. Backrest with a pivoting angle mechanism. The R mechanism allows adjustment of the back depth (2 ½") and height (1 ¼"), with a fixed seat. Please refer to page 8 for the E mechanism adjustments.

Backrest height and width:	12"H x 16"W (305 x 405 mm)
Seat depth:	17" (432 mm)
Seat width:	18" (457 mm)

<b>LB-L-R</b>	Back Posture	273
<b>LB-L-E</b>	Ergo 3 Paddles	300
26"W x 26"D x 35" to 45"H (660 x 660 x 890-1140 mm)		

### OPTIONS

Cylinder/Mechanism Options (see chart on page 4)	Code	List price
Drafting Kit 8" Stroke	<b>200</b>	\$120
Drafting Kit 10" Stroke	<b>250</b>	\$120

Base/Casters Options	Code	List price
Glides	<b>GL</b>	\$10

# beam seating

## Beams



### To order:

- 1) Select the beam according to the number of openings required, seats and tables.  
Choose base and metal finish options: **An example: BM-4-BMT-SX:** 4 Openings Beam, T leg, Sandex Finish (Beam and Base). Note : Beam and base finish are the same by default.
- 2) Choose the upholstered or wood chair models and/or tables with related options and fabric grade.  
**Some examples:**
  - 1) **BDR-L-Mime Palm:** Desire Low Back seat, Mime Palm Fabric.
  - 2) **BGO-704:** Golf Seat, Mahogany Finish.
  - 3) **BCT-SX-CHL:** Corner Table, Sandex Finish, Charcoal Laminated Top.  
Note: Table structure finish must be the same as the beam/base combination.
- 3) Choose arms and finish options: **An example: B66-SX:** 66 Arm, Sandex Finish.

Fill a line for each items **1) to 3)** as needed. Beam seating are shipped non assembled and are subjected to the same freight policy as other ADI products.

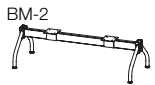
### Specifications

Seat pitch : 23 ½" (600 mm).

For seat sizes, fabrics and COM, please refer to the pages corresponding to the model numbers in the price book. Beam seating legs can be bolted into the ground. For additional information, please call Customer Service.



<b>BM-1</b>	1 Seat Beam 22"L (0,56m)	236
-------------	-----------------------------	-----



<b>BM-2</b>	2 Seat Beam 45½"L (1,16m)	257
-------------	------------------------------	-----



<b>BM-3</b>	3 Seat Beam 69"L (1,75m)	305
-------------	-----------------------------	-----



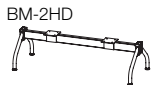
<b>BM-4</b>	4 Seat Beam 92½"L (2,35m)	352
-------------	------------------------------	-----



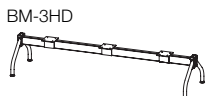
<b>BM-5</b>	5 Seat Beam 116"L (2,95m)	431
-------------	------------------------------	-----



<b>BM-6</b>	6 Seat Beam 139 ½"L (3,55m)	575
-------------	--------------------------------	-----



<b>BM-2HD</b>	2 Seat Heavy-Duty Beam, 1000lbs Capacity 53 ½"L (1,36 m)	320
---------------	---	-----



<b>BM-3HD</b>	3 Seat Heavy-Duty Beam, 1500lbs Capacity 81"L (2,06 m)	436
---------------	---	-----

### OPTIONS

#### Base/Casters Options

	Code	List price
A Leg	<b>BMA</b>	N/C
T Leg	<b>BMT</b>	\$160
T Leg, Steel Bar Chrome Foot	<b>BMTC</b>	\$300
Fixed Base	<b>BMF</b>	N/C
Floor Attachment Brackets (4 ea.)	<b>FAS</b>	\$20
Side to Side Ganging Brackets (2 ea.)	<b>GSS</b>	\$10

#### Finish Options (Beams and Bases)

	Code	List price
Sandex	<b>SX</b>	N/C
Silver Grey	<b>SG</b>	N/C
Charcoal	<b>CH</b>	N/C
Chrome Paint	<b>PA</b>	N/C

*Other finishes available upon request*





# beam seating Seats



## To order:

- 1) Select the beam according to the number of openings required, seats and tables.  
Choose base and metal finish options: **An example: BM-4-BMT-SX:** 4 Openings Beam, T leg, Sandex Finish (Beam and Base). Note : Beam and base finish are the same by default.
- 2) Choose the upholstered or wood chair models and/or tables with related options and fabric grade.  
**Some examples:**
  - 1) **BDR-L-Mime Palm:** Desire Low Back seat, Mime Palm Fabric.
  - 2) **BGO-704:** Golf Seat, Mahogany Finish.
  - 3) **BCT-SX-CHL:** Corner Table, Sandex Finish, Charcoal Laminated Top.  
Note: Table structure finish must be the same as the beam/base combination.
- 3) Choose arms and finish options: **An example: B66-SX:** 66 Arm, Sandex Finish.

Fill a line for each items **1) to 3)** as needed. Beam seating are shipped non assembled and are subjected to the same freight policy as other ADJ products.

## Specifications

Seat pitch : 23 1/2" (600 mm).

For seat sizes, fabrics and COM, please refer to the pages corresponding to the model numbers in the price book. Beam seating legs can be bolted into the ground. For additional information, please call Customer Service.

Code	Description	Grade:	C.O.M. fabric						
			A	B	C	D	E	F	G
<b>BVI-L</b>	Low Back Viva Seat	291	309	337	365	403	464	547	
<b>BVI-H</b>	High Back Viva Seat	303	325	359	393	439	514	614	
<b>BTP-L</b>	Low Back Top Seat	281	299	327	355	393	454	537	
<b>BTP-H</b>	High Back Top Seat	298	320	354	388	434	509	609	
<b>BNX-L</b>	Low Back Next Seat	315	334	364	394	435	501	589	
<b>BNX-H</b>	High Back Next Seat	360	383	419	455	504	583	689	
<b>BDR-L</b>	Low Back Desire Seat	321	339	367	395	433	494	577	
<b>BDR-H</b>	High Back Desire Seat	364	386	420	454	500	575	675	
<b>BFX-L</b>	Low Back Flex Seat	332	350	378	406	444	505	588	
<b>BFX-H</b>	High back Flex Seat	375	397	431	465	511	586	686	
<b>BSA-L</b>	Low Back Sensaflex Seat	347	365	393	421	459	520	603	
<b>BSA-H</b>	High Back Sensaflex Seat	391	413	447	481	527	602	702	
<b>BTC-L</b>	Low Back Tact Seat	333	342	356	370	389	420	461	
<b>BTC-H</b>	High Back Tact Seat	359	368	382	396	415	446	487	
<b>BVO-L</b>	Low Back Voilà Seat	537	546	560	574	593	624	665	
<b>BVO-H</b>	High Back Voilà Seat	558	567	581	595	614	645	686	
<b>BML-H</b>	High Back Malla Seat	421	431	447	463	485	520	567	
<b>BEV-H</b>	Everest Seat 500lbs Capacity, HD Beams Only	507	536	581	626	687	786	919	



<b>BCL</b>	Clover Seat	173
<b>BGO</b>	Golf Seat	263
<b>BCM</b>	Camelia Seat	263
<b>BPN</b>	Penta Beam Seat	205
<b>BAV</b>	Arriva Beam Seat	236

Code	Description	Grade:	C.O.M. fabric						
			A	B	C	D	E	F	G
<b>BCA</b>	Cat Seat	305	320	343	366	397	448	516	

## OPTIONS

Stain Finish Options (Seats CL,GO and CM)	Code	List price		
Maple (standard)	<b>065</b>	N/C	Walnut	<b>813</b> \$37
Honey Beech	<b>755</b>	\$37	Dark Walnut	<b>950</b> \$37
Cherry	<b>939</b>	\$37	Other Shell Finish (available on request)	<b>AC</b> \$37
Mahogany	<b>704</b>	\$37	Upcharge for Customer Stain, per Order	<b>ADS</b> \$300

# beam seating

## Tables and Arms



### To order:

- 1) Select the beam according to the number of openings required, seats and tables.  
Choose base and metal finish options: **An example: BM-4-BMT-SX:** 4 Openings Beam, T leg, Sandex Finish (Beam and Base). Note : Beam and base finish are the same by default.
- 2) Choose the upholstered or wood chair models and/or tables with related options and fabric grade.  
**Some examples:**
  - 1) **BDR-L-Mime Palm:** Desire Low Back seat, Mime Palm Fabric.
  - 2) **BGO-704:** Golf Seat, Mahogany Finish.
  - 3) **BCT-SX-CHL:** Corner Table, Sandex Finish, Charcoal Laminated Top.  
Note: Table structure finish must be the same as the beam/base combination.
- 3) Choose arms and finish options: **An example: B66-SX:** 66 Arm, Sandex Finish.

Fill a line for each items **1) to 3)** as needed. Beam seating are shipped non assembled and are subjected to the same freight policy as other ADI products.

### Specifications

Seat pitch : 23 1/2" (600 mm).

For seat sizes, fabrics and COM, please refer to the pages corresponding to the model numbers in the price book. Beam seating legs can be bolted into the ground. For additional information, please call Customer Service.

### Tables

<b>BRT</b>	Table (19"x19"x1")	205
<b>BCT</b>	Corner table (30"x30"x1")	415
<b>BRHT</b>	Cantilever End Table (19"x19"x1")	263

### Arms

<b>B26</b>	26 Arm, Pair	184
<b>B27</b>	27 Arm, Pair	126
<b>B30</b>	30 Arm, Pair	116
<b>B33</b>	Left Flip Up Tablet Arm, Task Chair	215
<b>B34</b>	Right Flip Up Tablet Arm, Task Chair	215
<b>B50</b>	50 Arm, Pair, Penta Only	20
<b>B60</b>	60 Arm, Pair	147
<b>B63</b>	Left Flip Up Tablet Arm, PN & AV Models	215
<b>B64</b>	Right Flip Up Tablet Arm,PN & AV Models	215
<b>B66</b>	66 Arm, Pair	53
<b>B70</b>	70 Arm, Pair	116

### OPTIONS

#### Laminate Options Table Tops

	Code	List price
Black Laminate Table Top	<b>BLL</b>	N/C
Charcoal Laminate Table Top	<b>CHL</b>	N/C

Other table laminates available upon request

#### Finish Options (Arms and Table Frames where Applicable)

	Code	List price
Sandex	<b>SX</b>	N/C
Silver Grey	<b>SG</b>	N/C
Charcoal	<b>CH</b>	N/C
Chrome Paint	<b>PA</b>	N/C

Other finishes available upon request

#### Laminate Options Tablet Arm

	Code	List price
Black Laminate Tablet Arm	<b>BLL</b>	N/C

Other tablet arm laminates available upon request



# ergo - medic

**To Order:** Choose a back size and any options from left to right and then add the fabric name and color number. **An example: EC-H-4P-75-C-Theory Lime:** Ergo-medic, High Back, 4 leg Base, Adjustable Back, Chrome Finish,



EC-E-4-75C-C



EC-E-2-75

## Specifications

Steel construction and Suspension technique. 1½" medium-density foam on backrest. 1¾" high-density molded foam on seat. All components finished in black.

Backrest height and width:

High backrest (H):	20"H x 18"W (508 x 457mm)
Exec backrest (E):	28"H x 18"W (711 x 457mm)
Seat depth:	17" (432 mm)
Seat width:	19¼" (489 mm)



EC-H-2



EC-H-4

Code	Description	Grade:	C.O.M. fabric						
			A	B	C	D	E	F	G
EC-H-2	Cantilever Base on Glides		464	485	517	549	593	663	757
EC-H-4	4 Leg Base on Casters		464	485	517	549	593	663	757

23¾"W x 29"D x 36"H (603 x 737 x 914 mm) / C.O.M. fabric: 1.5 yd (1.35 m)



EC-E-2



EC-E-4

EC-E-2	Cantilever Base on Glides		564	588	625	662	712	793	903
EC-E-2P	Cantilever Base on Glides, Adjustable Backrest		674	698	735	772	822	903	1013
EC-E-4	4 Leg Base on Casters		564	588	625	662	712	793	903
EC-E-4P	4 Leg Base on Glides, Adjustable backrest		674	698	735	772	822	903	1013

23¾"W x 29"D x 44"H (603 x 737 x 1118 mm) / C.O.M. fabric: 1.8 yd (1.65 m)  
Back adjustment: +2½"H (6.35 mm), front-to-back tilt: 15°



EC-O-2



EC-O-4

EC-O-2	Cantilever Base on Glides		245	257	276	295	321	362	419
EC-O-4	4 Leg Base on Casters		245	257	276	295	321	362	419

23¾"W x 29"D x 17¾"H (603 x 737 x 451 mm) / C.O.M. fabric: 0.7 yd (0.6 m)

## OPTIONS

### Fixed Arm Options

	Code	List price
Fixed Arms, Urethane Armrest	75	\$140
Chromed Fixed Arms, Urethane Armrest	75C	\$185

### Back Options

	Code	List price
Black Vinyl Headrest	VH	\$35

### Base/Casters Options

	Code	List price
Rear Braking Casters (2)	RBCA	\$25

### Finish Options

	Code	List price
Chrome	C	\$60

75C







**ART DESIGN INTERNATIONAL**

3450, 1<sup>st</sup> Street, St-Hubert,  
(Quebec), Canada J3Y 8Y5  
Tel.: (450) 926-1004 / (888) 926-1004  
Fax: (450) 926-0013 / (888) 407-6435  
[www.adi-artdesign.com](http://www.adi-artdesign.com)