

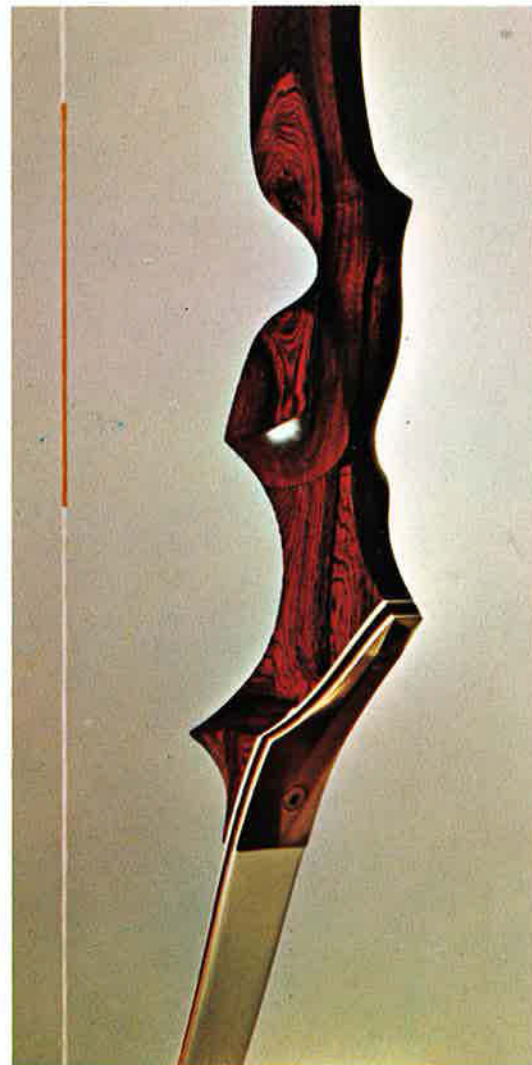


1965 CATALOG



ANNOUNCING THE *Presentation II*

"the serious archers' dream come true" Bow \$150⁰⁰



The beautifully sculptured Rosewood handle tells you there is no other bow like the Presentation II.



Unique limb coupling device permits limb changes of weights or lengths with a few twists of the wrist.



The fully contoured palm rest lets one virtually feel the built-in comfort of the Presentation II grip.



PRESENTATION II complete with custom bow case

\$179.95

PRESENTATION II ACCESSORIES

- EXTRA SET MATCHED LIMBS \$64.95
- CUSTOM BOW CASE \$29.95

(Hunting limbs will be available by Fall, 1965. See your Wing dealer)

LIMB WEIGHTS: T0-50, weighed at 28" draw unless otherwise specified. LENGTHS: 66" & 69".

I wish to acknowledge with grateful thanks the photography on this cover by my long-time bow-hunting friend Ernest Wilkinson . . .

BOB LEE



Presentation II

COMPACT: Handle and set of limbs makes your complete bow and accessories fit into a case no larger than an arrow box!

VERSATILE: Change limbs at your discretion—either weights or lengths—shoot with the same familiar handle!

PRACTICAL: With a spare set of limbs your worries about a bow making it through that “all important tournament” are gone forever!

ECONOMICAL: If limbs are accidentally broken or twisted—replace them at only a fraction of the cost of a complete bow.

ELEGANT: Design so beautifully rendered, you'll know at once the Presentation II is the finest precision equipment in the industry today.

PRESENTATION II BOW Over eighteen months of exhaustive design analysis, development, and grueling tests have resulted in the magnificent Presentation II . . . truly, the serious archer's dream come true!

From the drawing board of Wing President Bob Lee, to the hands of Wing's expert craftsmen, this outstanding new bow demonstrates the design integrity so well known of Wing President Bob Lee. The meticulous attention to detail in every bow and the grueling testing behind this new design bespeaks the epitome of Wing Craftsmen—a mark of excellence known throughout the archery world.

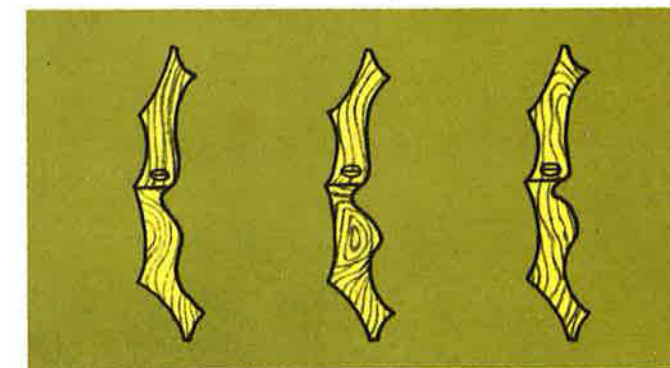
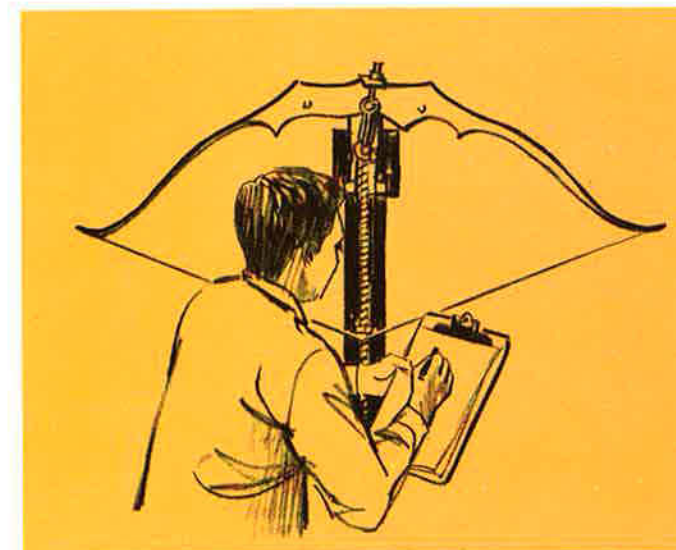
More than eighteen months of tortuous testing of this unique new design was necessary before this concept proved itself. In these tests a new Presentation II was left to the heartless mercy of a mechanical draw machine. The Presentation II was drawn to full draw and then subjected to more than 200,000 continuous **arrowless** releases to prove itself worthy of the Wing Mark of quality . . . a torture more rigorous than an archer could give a bow in a lifetime! Result: No damage or strain to the Presenta-

tion II limb coupling system . . . your assurance that this new design will provide continued high performance you have always found from Wing equipment.

PRESENTATION II BOW CASE Tailored as fashionably as your personal luggage, the Presentation II case of high-impact, feather-weight **BOLTRON®**, provides a safe easy-to-handle package for your Presentation II. A handle and one or two sets of limbs are totally protected by two removable, non-slip foam interliners. Space is provided behind the protective linings for such extras as arm guards, gloves, tabs and other items.

PRESENTATION II HANDLE SPECIFICATIONS

The Presentation II is a custom bow in all respects. In ordering your new Presentation II, you may have, at no extra cost, the handle that best suits your grip . . . either low, high, or standard. Merely find the grip below that best suits your style and specify when ordering. (Note: The Presentation II standard grip has been designed to meet the needs of most archers. This handle will be supplied unless otherwise specified.)



LO-WRIST
GRIP

STANDARD
GRIP

HI-WRIST
GRIP

Presentation comes with Pro-Bo Adjustable Arrow Plate installed unless special ordered without.

BOLTRON® is a registered trademark of General Tire



WHITE WING

From the first instant you grip a new '65 WHITE WING, you'll notice the exacting fit of the all-new handle . . . this year a palm rest is an integral part of the WHITE WING at no additional cost.

You'll experience a new shooting thrill which comes from adapting the "forward mass" theory in the larger riser section.

You'll notice increased arrow thrust with a velvet smoothness, produced by the complete working action of the WHITE WING's new limb design, coupled with the riser section and new anatomical handle.

You'll thrill at the beauty of line with the rich texture of the Brazilian Rosewood handle, and over-all performance that extends beyond the expectations of the world's most exacting archers.

\$89.95

AT YOUR WING DEALER

Length: 66"-69"
Weight*: 25-50 lbs.
(Over 50 lbs.—\$15.00 Extra)
Draw Limit: None
Fistmele: 7¼"-8"
(Recommended) See Diagram Page 15
*Weighed at 28" draw unless otherwise specified.

White Wing comes with Pro-Bow Adjustable Arrow Plate installed unless special ordered without.



SWIFT WING

"The All-Family Bow"

A terrific new bow designed with your whole family in mind! The new SWIFT WING for '65 features an all-new handle which provides a palm rest at no extra cost. You'll find that the full working recurves and deflexed limbs will give you greater speed and increased accuracy. These features, coupled with elegance of the Bubinga handle and riser section, its graceful lines, and extra-long sight window, make SWIFT WING owners the envy of everyone on the range.

Wing quality and craftsmanship and rigid manufacturing care become obvious at first sight of this magnificent new bow. The SWIFT WING truly compares with the very best in the field today.

\$64.95

AT YOUR WING DEALER

Length: 64"-66"
Weights*: 25-50 lbs.
Draw Limit: None
Fistmele: 7¼"-8"
(Recommended) See Diagram Page 15
*Weighed at 28" draw unless otherwise specified.

Swift Wing comes with Pro-Bow Adjustable Arrow Plate installed unless special ordered without.

Bowhunting Tips

from Wing President, Bob Lee

Probably no other gaming sport offers a thrill and satisfaction to the sportsman equal to bowhunting. Similar in technique to hunting with other weapons, the bowhunter is faced with a much greater challenge. Practically no other gaming sport demands as much of a sportsman's skill as that of getting a chance of a good shot at the hunted.

Before the Hunt: A good way to avoid disappointments is to be sure you are thoroughly familiar with game laws of the areas you intend to hunt. Most states have regulatory statutes regarding seasons, equipment limits and methods of hunting. These are available to all archers from various Fish and Game Commission state offices. It is the unwise hunter, indeed, who bow hunts without full knowledge of these laws.

Two Basic Methods of Hunting: Bowhunting is either done from a blind or by stalking. The choice of which is best is decided in many cases, by the locale. Blind hunting is the most popular in wooded areas . . . stalking in the more open mountainous regions.

The archer who hunts from a blind should plan and construct the blind in advance of the season. Select an area against a background of trees so you can stand undetected. The blind should be built in a circle large enough to be comfortable for as many people who plan to hunt at one time. Use native materials of tree limbs and grasses to build a wall high enough to hide you but not block your visibility. Clear the ground of all twigs and brush so you can move freely without making noise.

During the hunt, keep low. Watch carefully with your bow resting in front of you where it can be moved into position silently. Keep an arrow in place at all times. Let the animal walk past before rising to shoot since your sudden movement before might spoil your shot.

Stalking: Here, the bowhunter faces a challenge unequalled in any other sport! Great skill and stealthiness are required to get close enough to your target for a good, clean shot.

On sighting your target look closely for a spot of terrain that will let you blend into the natural background. Walk slowly . . . only a few steps at a time from one spot to another until you are within 30 to 40 yards of your game. Check the wind carefully to make sure the animal is not down wind . . . move only when animals are feeding or moving. Your objective is to move your target down wind until you are in front of your mark . . . then let the game close the range of your shot.

Where to aim: Good sportsmanship dictates a good, clean-kill shot. Vital areas of aim are through the ribs hitting the heart or lungs, behind the rib cage hitting the diaphragm and chest cavity.

Other tips: Being undetected by your target is the key to successful bow hunting . . . animals instinctively use their senses of sight, smell, and sound for this protection. Anything out of place in the scenery is immediately noticed—blend with your background, camouflage yourself and your equipment to the fullest . . . stay down wind of your target and walk softly.

Good Bowhunting

Bob Lee



RED WING HUNTER

Due to the popularity of the RED WING HUNTER in the past, it remains unchanged for '65!

In the brush or on the plains you'll find the RED WING HUNTER your perfect companion. You'll be pleasantly surprised at the Hunter's amazing stability and speed. You'll also appreciate the comfort of the special contoured handle.

You'll find new enjoyment in brush hunting where the Hunter's short length and light weight make it easy to maneuver for getting off those fast, accurate shots that can come and go so quickly.

The elegance in the Hunter's rich Brazilian Bubinga riser combined with dark brown glass, will make even the most conservative archer a proud owner.

Pick the RED WING HUNTER for your next hunt and see why it has become the choice of master bowhunters everywhere.

\$49.95

AT YOUR WING DEALER

Length: 58"

Weight*: 25-70 lbs.

(Weights over 70 lbs.: \$15.00 Extra)

Fistmele: 6½"-7½"

(Recommended) See Diagram Page 15

*Weighed at 28" draw unless otherwise specified.



GULL

"The All Purpose Bow"

Whether its target or field shooting, or the all-important hunt, you'll be glad you chose the GULL. You'll experience a new thrill from its fast action on the hunt and the extra-long sight window so important in target and field shooting. These extra features have made the GULL so popular with archers that it has been unchanged for '65.

The beautifully laminated nocks add elegance to the striking white glass that complements the rich colorful texture of the exotic hardwoods handle section. When you grip the fully contoured handle, you'll feel the GULL was custom made "just for you."

"The GULL's 64" length and full working recurves will give you a new experience in smoothness and stability on long or short draws. Its effectiveness on "short draws" makes the GULL an ideal bow for the ladies, as well as the budget minded archer.

\$39.95

AT YOUR WING DEALER

Length: 64"
Weight*: 25-60 lbs.
Fistmele: 6½"-7½"

(Recommended) See Diagram Page 15

*Weighed at 28" draw unless otherwise specified.

(Available in brown glass on special order)



FALCON

All-New for 1965

If you're looking for quality, design and a great shooting bow at an economical price, you'll find it in the 1965 FALCON!

An old friend of thousands of budget minded archers, the FALCON has been completely redesigned to provide even greater value than in years past. This year the FALCON sports full working recurves and an improved, form-fitting handle making it the finest bow available in its price range!

The handle-riser section of select straight-grained northern hard Maple is accented by the striking beauty of colored glass. The wide overdraw and full center-shot sight window make the new '65 FALCON a bow you'll really enjoy shooting. Budget minded hunters will find the FALCON an ideal companion.

\$29.95

AT YOUR WING DEALER

Length: 62"
Weights*: 20, 25, 30, 35, 40, 45, and 50 lbs.
Fistmele: 6½"-7½"
Fistmele: 6½"-7½"

(Recommended) See Diagram Page 15

*Weighed at 28" draw unless otherwise specified.

WING-EASTON **\$29.50 doz.**

This is the very finest tournament arrow available. Made with Easton's famous superior-proven, precision-made tubing and beautifully crested with Wing's new color-matched crest, accented with contrasting silver pin-stripes. Spiral fletching with white or dyed-white feathers. Available in 22 sizes of 24SRTX standard wall or thin wall. Helical fletch available—no extra charge.

Wing Easton Arrows are available in the following:

WA-1 Complete 24SRTX with insert target points	\$29.50 doz.
WA-2 Full length, with target points unattached	28.50 doz.
WA-3 Field points (interchangeable with broadheads)	30.30 doz.
WA-4 Blunt points (interchangeable with broadheads)	30.30 doz.
WA-5 Single-blade Bear Razorheads	33.75 doz.
WA-6 4-Blade Bear Razorheads	34.95 doz.
Available in half-dozen boxes—extra	1.00
EXTRAS: Custom cresting other than our own design	1.00 doz.
Four-fletch, extra	2.00 doz.
XX-75 Shafts, extra	5.00 doz.

WING-MICRO-FLITE **\$27.50 doz.**

Wing Micro-Flite arrows (Laminex shafts) are the finest glass arrows made. Always straight, very light and durable—not affected by weather. Light yellow in color, attractively finished with Wing's color matched crest and accented by contrasting silver pin-stripes.

Helical fletch also available—no extra charge.

Wing Micro-Flite Arrows are available with:

WG-1 Target Points	\$27.50 doz.
WG-2 Full length—points separate	26.55 doz.
WG-3 Tapered Field Points	28.25 doz.
WG-4 Blunts	28.25 doz.
WG-5 Single Blade Bear Razorhead	31.75 doz.
WG-6 4-Blade Bear Razorhead	32.95 doz.
WG-7 3-Blade Hi-Precision	31.25 doz.
WG-8 6 4-Blade Bear Razorheads and 6 tapered field points	30.40 doz.
WG-9 6 Single Blade Razorheads and 6 tapered field points	29.80 doz.
WG-10 6 3-Blade Hi-Precision and 6 tapered field points	29.80 doz.
Special Cresting, extra	1.00 doz.
Four-fletch, extra	2.00 doz.

WING OWL **\$8.95 doz.**

Practice arrow of High Quality Port Orford Cedar matched in spine 30-39 lbs., 40-49 lbs., 50-59 lbs. Full length shaft color with smart contrasting crest. Red, Yellow, and White shaft colors. Fletched with two gray barred feathers and one dyed barred cock feather with target-field point. Helical fletch only.


Available in the following:

WO-1 Full length shafts points separate	\$8.95 doz.
WO-2 Cut to 26", 27", and 28" lengths, points installed at no extra charge. Not available in less than dozen lots. No Special Crest or fletching.	

WING FLU-FLU **BOX OF 4 / \$5.00**

Closely matched in weight and spine. High quality cedar shafts with dyed barred feathers. Ideal for aerial shooting, trap, or hunting.

WFF-1	Box of 4 / \$5.00
-------	--------------------------



Specify bow weight and draw when ordering.

WING EAGLE **\$11.95 doz.**

Matched for spine to 5 lbs. and in weight to 25 grains per doz. High Quality parallel shaft is unequalled on today's market. Full length color shaft in Red, Yellow, and White contrasting colored crest. Fletched with two dyed barred feathers and one white or dyed white cock feather. Helical fletch only.

Available in following (lengths to 30"):

WE-1 Full Length with no point	\$10.95 doz.
WE-2 Target Points	11.95 doz.
WE-3 Tapered Field Points	11.95 doz.
WE-4 Blunts	11.95 doz.
WE-5 Single Blade Bear Razorheads	15.30 doz.
WE-6 4-Blade Bear Razorheads	16.50 doz.
WE-7 3-Blade Hi-Precision	14.70 doz.
WE-8 6 4-Blade Bear Razorheads and 6 tapered field points	14.70 doz.
WE-9 6 Single Blade Bear Razorheads and 6 tapered field points	14.10 doz.
WE-10 3-Blade Hi-Precision and 6 tapered field points	13.95 doz.

CUSTOM MATCHED ARROWS

"The Choice of Champions and Bowhunters Alike"

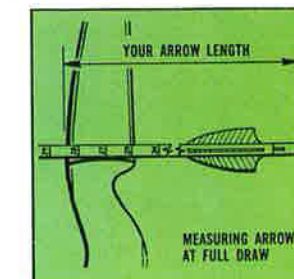
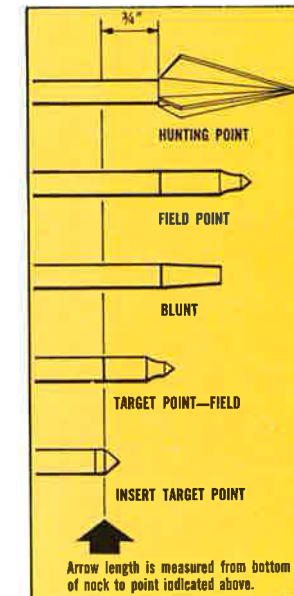
In bowhunting or tournament shooting extreme care should be taken in selecting of your arrows. They are the most important part of your archery equipment and means the difference between a hit or a miss. Consistent shooting of close-groups cannot be done without arrows perfectly matched for your bow. Whether you choose the finest, mirror-smooth cedar shafts, beautiful rugged glass or the highest grade aluminum arrows, WING gives you the very best. Thousands of the finest cedar, glass and aluminum shafts are kept on hand at all times enabling us to select perfectly matching arrows time after time. Highest quality is assured with the latest equipment. Each arrow is electronically matched, precision fletched and beautifully crested. The workers at WING are all skilled craftsmen that take great pride in their work. This *quality craftsmanship* is yours when you select WING arrows.

How to choose the correct arrow for you

There are several generally accepted methods of measuring the proper arrow length for an archer. Of these, we at WING feel there is only one reliable, accurate way that gives the correct arrow length every time — this is by DRAWING A MEASURING ARROW in a bow. Where the arrow comes in relation to the back of the bow determines the correct arrow length (see drawing).

Arrow lengths will vary depending on the type of point used. Refer to CHART at right to determine your correct arrow length.


When ordering arrows, specify bow weight, the type of arrow and your draw length.



WING HAWK **\$72.00 per 72**

This is Wing's Special \$1.00 Hunting Arrow. Complete, ready to use with single-blade Razorhead® attached. Spined at 40/50 lbs. with overall length of 29" to back of head. The large 5 1/4" helical feather makes it a perfect hunting arrow. Available in attractive Wing dealer display carton holding 72 arrows ready-to-shoot.

WH-72	\$72.00 per 72
-------	-----------------------



WH-72

QUIVERS



TARGET
New Target Style Belt Quiver 10½" x 4½".
Accessory pocket, with score card clip.
Holds up to 20 arrows. Right or
Left Hand. With or without towel holder.
White with black trim.
L-10 \$10.95



TARGET
New Target Style Belt Quiver 10½" x 4½".
Accessory pocket, with score card clip.
Holds up to 20 arrows. Right or Left Hand.
With or without towel holder.
L-12 Black \$9.95



HOLSTER
Holster Style Quiver—Top grain leather.
Holds 10-12 arrows with loop divider,
with pencil holder. Extra large accessory
zipper pocket, with cigarette package
holder. Right or Left Hand.
L-14 \$9.95



BACK
Heavy saddle leather back, 10" long 4½"
wide. Snap on belt loop. 6" x 4½" accessory
pocket with zipper opening.
L-16 \$4.95



BEGINNER'S
Beginner's Quiver. 16¾" long and
holds 6 arrows. Turftan color with belt loop.
L-18 \$1.00



KWIKEE
Kwiikee-Kwiver. The lightweight bow
quiver that snaps on and off in seconds.
(6 pair to a display carton.)
L-20 \$3.50 pr.
L-21 Kwiikee-Kovers \$1.50 ea.



ARM GUARDS

Hunters Model.

3—Elastic straps with quick fasten hooks.
Steel spring stay with raised molded center
section. Fully lined.

L-25 Black \$2.95

Field—Target Model.

2—Elastic straps with quick fasten hooks.
Steel spring stay with raised molded center
section. Fully lined.

L-26 Black \$1.50

Ladies White

2—Elastic straps with quick fasten hooks.
Steel spring stay with raised molded center
section. Fully lined.

L-27 White \$1.50

GLOVES

Double-Seam Glove. Closed end soft
leather tip.

L-28 \$2.00

White Double-Seam Glove — Closed soft
leather tip.

L-29 \$2.00

GLOVE SIZES: Men—small, medium, large
and extra large. Women—small, medium
and large.

Hip Pocket Quiver. Heavy backed. Slotted
back for belt. Bradded at corners for long
wear.

L-30 \$1.50

Powder Pouch—Available in either black
or white.

L-31 black \$1.25

L-32 white 1.25

Tab of genuine sheared calf, shaped to fit
without binding fingers. Right or left hand.

L-33 \$1.25

Wilson Tab Sizes: Small, Medium, Large.
Right or left hand.

L-34 \$1.50 ea.

Canton Flannel (shown) 4½" wide and 72"
long.

L-35 \$1.25



Custom Padded Bow Case—
Leather grained vinyl
with ¾" padded lining. With
Carrying handle.
L-22 \$9.95



INDEX NOCKS

Indexed for accurate installation. Shaft sizes: 1/4", 3/8", 1/2", 5/8". Colors: Red, Yellow, Black, White, Blue, Green and Orange.

- G-1\$.45 per doz.
- G-2\$2.50 hundred

MID NOX

Most accurate made. Available in sizes 1/2", 3/4", 5/8", 3/4"; colors: white, yellow, and Fluorescent orange.

- G-31.00 doz.

YOUNG FEATHER TRIMMER

Burns feathers cleanly and accurately. Concave wire ribbon will not sag when hot. Can be formed to any desired shape. 110-112 volt A-C.

- G-4\$19.95
- G-5, extra wires\$.25 ea.

BOHNNING PRODUCTS

Use Ferr-L-Tite cement for attaching all points. It does not become brittle.

- G-6 Liquid\$.50 ea.
- G-7 Stick\$.35 ea.

Bow String Wax will make your string last longer if used often.

- G-8\$.35 ea.

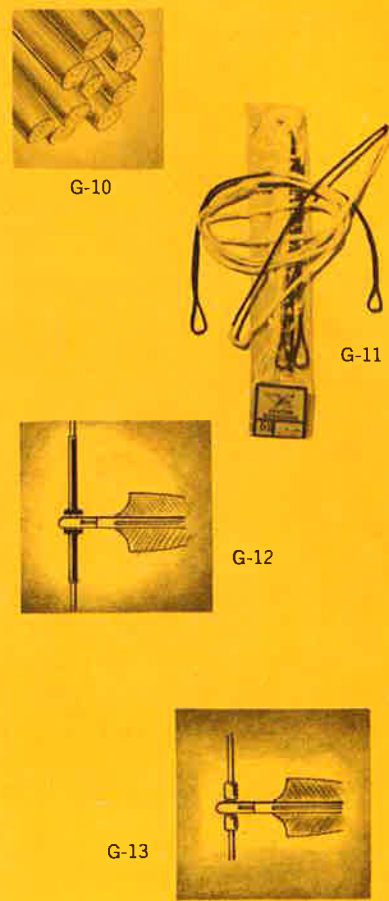
Protect your feathers by waterproofing them with Dri-Tite. A liquid when applied, when dry protects the whole feather. It is the best waterproofing for target or hunting arrows.

- G-9\$.50 ea.

PORT ORFORD CEDAR SHAFTS

Port Orford Cedar Shafts, matched for weight and spine. Diameters 3/4" tapered, 5/8" parallel. Specify bow weight and draw length if possible. Length 31" matched.

- G-10\$3.75 doz.



CUSTOM BOW STRINGS

Made of the finest Dacron. This continuous fiber, Dacron thread insures longer string life. Packaged in lengths for 52", 54", 56", 58", 60", 62", 63", 64", 66", 68", 69", 70" bows. Specify bow weight and bow length when ordering.

- G-11\$1.50 ea.

STRAND CHART

up to 25 lbs.—8	45-55—14
25-35—10	55-up—16
35-45—12	

NOCK-RITE

Insures fast accurate shooting with no slippage of the arrow on string.

- G-12\$1.00 pr.

NOCK-LOCK

Adjustable "locks" improve accuracy by holding arrow in same position every time.

- G-13\$.50 pr.

TOX-NOX

Tox-Nox Nocking Point—Cigarette heat shrinks plastic and glues nocking point to string. Positive nocking point. 6 nocking points per package.

- G-14\$.75 per pkg.

TYPE "B" DACRON

Pre-waxed dacron insures that you will make the finest and longest lasting strings possible.

- G-15 4-oz. spool\$2.50


STRING SERVER

Easy to use with simple adjustments. Comes with instructions.

- G-16 With Cotton Thread\$2.95
- G-17 extra spool nylon thread\$.75

BOW-TIP PROTECTOR

Made of soft, pliable rubber to protect the



beauty of decorative tips. Holds the bow string in place on lower limb. Fits any bow. (12 on a display card.)

- G-18\$.50 ea.

BRUSH BUTTONS

Brush-proofs your bow and quiets the string noise. Made of soft rubber, easily attached and does not interfere with bracing or shooting. (12 pair on a display card.)

- G-19 Regular\$.60 pr.
- G-20 Super\$.70 pr.

NEET BOW-SLING

No holes, cement or tape required. Self adhesive. Does not harm finish.

- G-21\$1.25

SPEED REST

Horizontal feathers mounted on thin round bright gold disc with adhesive back for easy installation.

- G-22\$.50 ea.

NO TWIST RECURVE BOW STRINGER

Makes stringing of recurve bows easy. No more twisted limbs by using the "step-over" method.

- G-23\$1.25

PIERSON ALL-WEATHER REST

One piece plastic construction. Completely weatherproofed. Ideal for plastic vanes. (12 on a display card.)

- G-24\$.50 ea.

KWIKEE-SILENCER

Eliminate bow string noise. A must for the hunter. (12 pair on a display card.)

- G-25\$.90 pr.



PRO-BO ADJUSTABLE ARROW PLATE

Permits adjustment of center shot right or left for fine "tuning" of bow.

- G-26\$2.75 ea.

FEATHER ARROW REST

Use for a smooth, quiet release, also protects your fletching.

- G-27\$.50 ea.

24SRT-X FLETCHING CEMENT

For installing nocks, feathers or vanes on Easton Aluminum tubing. 1 3/4 ounce tube.

- G-28 (12 per carton)\$.50 ea.

ROBIN HOOD FLETCHING CEMENT

Excellent for feathers, vanes and nocks. 1 ounce tube. (12 in a display carton.)

- G-29\$.45 ea.

BUCK LURE

Attracts deer and camouflages human scent at the same time.

- G-30\$2.00

ROHDE FLETCHERS

Rohde Junior Fletcher. Fletches three right or left wing feathers.

- G-31\$6.95
- G-32 90° 4-fletch indexer1.00


Rohde Helical Fletcher. Specify right or left hand spiral. Fletches at a true 45° spiral. Comes with 3-fletch indexer.

- G-33\$15.95
- G-34 "G" Indexer 3-fletch2.75
- G-35 "K" Indexer 4-fletch 75°-105°2.75
- G-36 "L" Indexer 5-fletch2.75

PLASTIFLETCH

Increase trajectory and eliminate wind drift with Plastifletch. Colors: White, fluorescent orange and fluorescent green.

- G-37 (P-22 2 1/4" Regular)\$3.00 per 100



- G-38 (P-26 2 3/4" Parabolic)3.50 per 100
- G-39 (P-32 3 1/4" Parabolic)4.00 per 100

WING RAZORHEADS®

Since its introduction, more trophy kills have been recorded with the Razorhead than any other broadhead.

- G-40 Kit complete\$5.45 doz.
- G-41 Kit less auxiliary blades4.50 doz.
- G-42 Auxiliary Blades1.25 doz.

QUALITY FEATHERS

Full-length select ground-base turkey pointers in grey-barred or dyed-barred. White and dyed-white. Red, Yellow, Orange, Green, Blue and Black (right or left wing). Specify colors.

- Grey-barred, G-43\$1.00 doz.
- Dyed-barred, G-441.10 doz.
- White, G-451.30 doz.
- Dyed-white, G-461.30 doz.

BURNHAM GAME CALLS

- G-47 Long Range Deluxe Call\$3.00 ea.
- G-48 Close Range Call2.00 ea.
- G-49 Instruction Record2.00 ea.
- G-50 Special Kit All Three5.00 ea.

TAPERING TOOL

Available with 1/4", 3/8", 1/2" & 5/8" bushings. Uses regular injector type razorblades.

- G-51\$3.50

HI-PRECISION 3-BLADE BROADHEAD

- G-52 1/2" 125 Grain\$3.75 doz.
- G-53 3/8" 100 Grain3.75 doz.

TAPERED FIELD POINT BLUED FINISH

- G-54 1/2" 125 Grain\$.90 doz.
- G-55 3/8" 100 Grain\$.90 doz.

PARALLEL TARGET-FIELD

- G-56 3/8" 60 Grain\$.85 doz.
- G-57 1/2" 80 Grain\$.85 doz.



TAPERED BLUNT

- G-58 1/2" 125 Grain\$.90 doz.
- G-59 3/8" 100 Grain\$.90 doz.

TARGET POINT PARALLEL HOLE ZINC PLATED STEEL

- G-60 1/2" 55 Grain (5/8" I.D.)\$.60 doz.
- G-61 3/8" 40 Grain (1/2" I.D.)\$.60 doz.

FAMOUS EASTON 24SRT-X® ALUMINUM TUBING

All tubes are tapered for standard nocks. Specify target point or broadhead adapter and exact bow weight and draw length, when ordering. All sizes available.

- G-62 24SRT-X Full Length (31")\$20.80 doz.
- G-63 Cut to length with points installed22.80 doz.
- G-64 XX-75 Full Length (31")25.80 doz.
- G-65 Cut to length with points installed27.80 doz.

Insert target points3.80 doz.

Broadhead adapter inserts only3.00 doz.

®Registered Jas. D. Easton, Inc.

FAMOUS LAMINEX MICRO-FLITE® GLASS SHAFTS

When ordering specify bow weight and draw length. Available in sizes 0-10.

- G-66 MICRO-FLITE Full-length shafts (31")14.50 doz.
- G-67 Nock inserts (magnesium)1.60 doz.
- G-68 Insert target points (case hardened steel)2.00 doz.
- G-69 Broadhead adapter inserts (magnesium)2.40 doz.
- G-70 POINT-FAST® Adhesive (for inserts) 2 oz. kit1.25 ea.

®Registered Laminex, Inc.

BOW FISHING KIT



Wing Bowfishing Kit \$5.45

Wing's Complete Kit gives you every accessory needed to enjoy many hours of Bowfishing thrills. There is 50 feet of 90 lb. test braided line, round aluminum reel with bracket for taping to bow and the toughest fiber glass arrow made with easy-off harpoon head.

- W-1 Wing Bowfishing Kit complete (excluding bow) with double-barbed W-7 easy-off point \$5.45
- W-2 Same as W-1 but with W-8 easy-off point 5.65
- W-3 Reel 2.95
- W-4 Layfletched arrow with W-7 easy-off point 2.50
- W-5 Layfletched arrow with W-8 easy-off point 2.70
- W-6 Layfletched arrow without point 1.50
- W-7 Double-barbed easy-off harpoon head 1.00
- W-8 Double-barbed easy-off harpoon head with case hardened easy-off tip 1.20
- W-9 Extra double-barbed easy-off tip75
- W-10 Extra double-barbed easy-off case hardened tip95
- W-11 Extra shank for W-9 or W-10 tip25
- W-12 Line, 50 feet, 90 lb. test75
- W-13 Extra layfletch30



BOW SIGHTS

BOB McDONALD



The slide bar is made of soft, flexible, white plastic. Self-adhesive back for quick installation. Can be changed from one bow to another in seconds. No screws or glueing necessary. Will not harm the bow surface and fits the contour of any bow. The metal sight clip has positive friction adjustments. Pin sight.

- W-14 Sight complete . . . \$1.65
- Extra clip and pin60

SIGHTMASTER

Stainless steel double bar with snap on-snap off head for pin and prism protection. Touch slide bar with spring tension. The finger locking screw holds head in set position.

- W-15 Supreme (with pin sight) . . . \$8.50
- W-16 Deluxe (with pin sight) . . . 6.50
- W-17 Standard (with pin sight) . . . 5.50




PRO-BO SIGHT



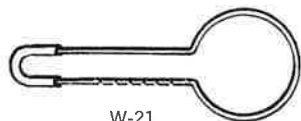
Cam action adjusting device allows both horizontal and vertical adjustments and can be canted left or right to any desired degree. Truly "a professional sight." Ready to mount.

- W-18 \$10.95

MERRILL



W-20



W-21

- Merrill Pin Dot Hooded Sight Ring with wire complete. \$1.50 ea.*
- W-19 \$1.50 ea.*
- Pin Dot Hooded Sight Ring — three sizes to choose from. \$1.00 ea.*
- W-20 \$1.00 ea.*
- *Please specify size when ordering.
- Wires with notches for windage reference — wire only. \$.50 ea.
- W-21 \$.50 ea.

PROPER CARE AND HANDLING OF YOUR WING BOW

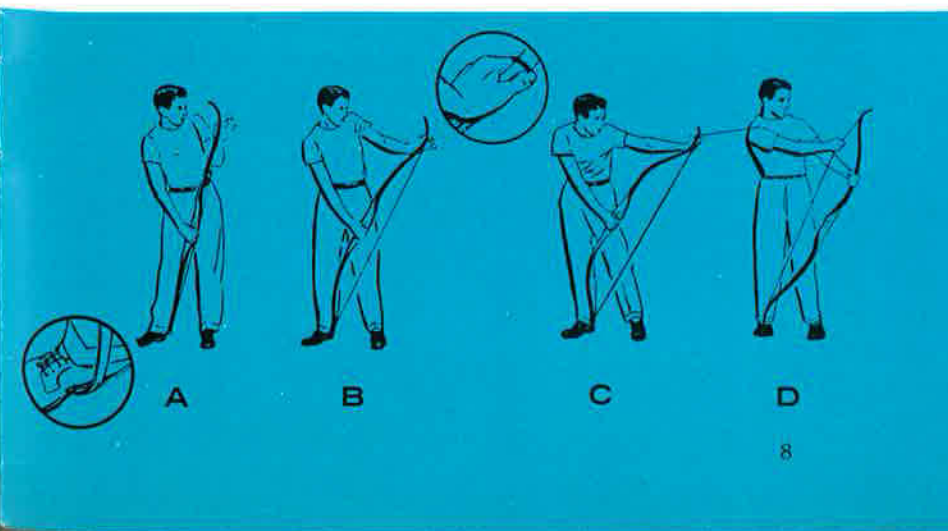
This page is dedicated to the proper care and handling of your new Wing bow. Since most bow failures are a result of improper stringing, we cannot overemphasize the importance of this. Understanding what causes a twisted limb will help you appreciate the importance placed on these correct methods.

Composite bows are made of reinforced fiber glass and hard northern maple. The maple acts as a core to hold the glass apart, allowing a higher stressed, lighter weight limb to be constructed, making a unit of combined power. After a bow is glued it is TILLERED. This operation is one of the most important steps in making a bow. It means that the limbs are put in alignment and made to bend properly. If you twist the limb severely, it will rupture the maple and allow the limb to twist and eventually reach a stage when the string will jump off the bow when it is shot. The age of a bow has nothing to do with it. A new bow will twist just as easily as an old one.

Proper Bow Stringing

A. Improper bow-stringing may seriously damage any bow, therefore you are urged to study this chart carefully to learn the method which is used by most experts. All instructions are for right handed people. In the first illustration the right hand has grasped the bow at the handle and the elbow is held in close to the body. The palm of the left hand is placed on the back of the bow with the thumb and forefinger free to slide the string up the bow when the bracing action takes place. The tip of the bow is placed against the instep as shown in the circle at the right. The main weight of the body is on the left leg. Do not allow the bow tip to touch the ground.

B. The bracing action starts by pulling with the right hand as the weight of your body shifts from the left to the right leg. This is the most important part to learn. Actually the hip muscles and the shifting of the weight do most of the work while the left hand acts as a brace.

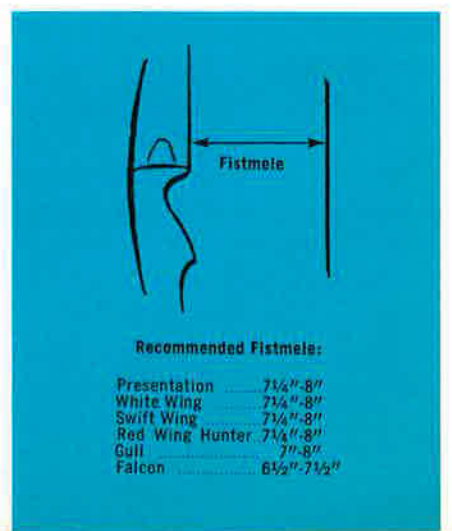


C. Make sure that the right hand is pulling or the bow won't bend enough to allow the string to slide up the back. Pushing too hard with the left hand is a common mistake of bowstringing. Try this method with a light-weight bow first, and you'll develop the right knack.

D. The greatest danger in stringing a bow is failing to seat the strings properly. This is dangerous both to you and the bow. When stringing a bow as outlined, the string is away from you. If you think the loops are secure in the grooves inspect them by reversing the bow, still holding the handle securely, until the string is facing upward and well away from the face. It is possible for the string to be twisted causing the recurve to twist when drawn. To prevent this, place either tip of the bow on the top of the foot, grasp the bow limb about half way with one hand and the string about 6" below the end serving with the other hand. In the same motion pull the string back and push the limb away from you slightly. Do this with both recurves, this will cause the string to untwist and allow the string to seat itself in the string groove. This is particularly true with the Presentation. Due to the size of the recurve extreme care should be exercised in bracing this bow. We do not, under any circumstances recommend the step through style of stringing unless the No-Twist, Recurve Bow Stringer is used. (See page 14.) It is our belief that if you must use this method, you are overbowed. Many bows are permanently injured by this method and could void your guarantee.

WHILE YOUR BOW IS NOT IN USE, it should be unstrung and placed across two pegs with the recurves pointed down, so that both limbs support the weight evenly. Wax your bow to protect the finish and enhance its beauty. Never leave tape or camouflaging agents on your bow for a prolonged period of time, many bows have been impaired in this way. Always transport your bow in a bow case. This insures against knocks and bruises to the glass which could lead to more serious trouble.

FISTMELE, or height of the string while in strung position varies depending on the bow and the individual. It is measured from the inside of the overdraw to the string. See diagram below. To determine the fistmele that works best, twist the string in its original direction, raising or lowering the fistmele until you find where your bow shoots the best. Once you have determined this, remember the height of the fistmele and check it often to make sure it stays there.



ARCHERY TIPS

Archery is one of America's fastest growing sports . . . it provides year-round fun and recreation for thousands of people all over the country. The enjoyment of any sport depends on the satisfaction the participant gains from knowing he is performing well, and overcoming the challenges of gaining increased skill. These tips are provided to help you enjoy your sport more . . . to possibly point out a few reminders that will help you achieve a better score on the target range or avoid near misses on the hunt.

ARROW NOCKING POINT The arrow nocking point should be located on the bow string so that the arrow is 1/8" to 3/15" above right angle to the string when it is in position on the arrow plate. This point can be easily located by folding a piece of paper evenly, placing it over the bow string and then resting the paper's edge flatly on the arrow plate. Mark the point on the string and place the nock marker on the bottom side of the mark.

PROPER STANCE A key to consistent scores is consistency in stance, drawing, anchoring, aiming, holding, releasing and follow through. In the proper stance, feet are comfortably apart with your weight evenly distributed. The shoulders should be erect and on a line parallel to the line of sight. In adjusting your stance, visually mark your toe positions and relate it to each shot. You'll quickly find that a small variance can become a great one at the target.

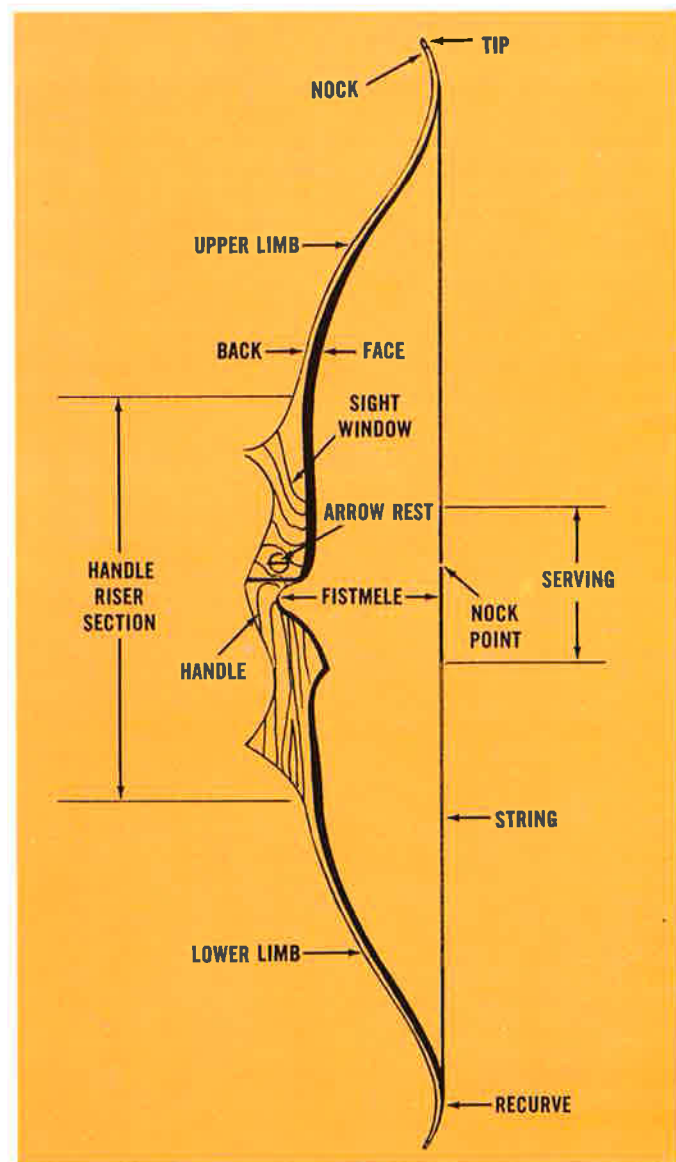
DRAWING Without gripping the bow, let the handle rest comfortably and lightly in the left hand between the thumb and forefinger. Lightly bring your finger and thumb around the handle to prevent the bow from falling when the arrow is released. Place the fingers of the drawing hand around the arrow in the bow string and pull back steadily. Let your shoulder muscles do the pulling . . . the forearm is merely a connecting link. If the forearm is used, you could be pulling the bowstring left or right at full draw causing inaccurate shots. Let the hand and fingers stay relaxed for a proper release.

ANCHORING Be sure to place your drawing hand at the same spot on your face each time you draw. Without a consistent anchor point, you will change the velocity to the arrow each time you release. Inconsistent anchoring can cause consistent highs or lows, but seldom, unless accidental, hits.

AIMING Accurate aiming requires steady holding. Most archers are prone to shoot too fast. More time should be taken between shots—relax—then

draw, anchor, hold, release, and follow through. This is the only way proper shooting rhythm can be acquired. If you feel yourself becoming tense on hold, stop. Let the bow rest, relax, and draw again. Instinctive shooting, and shooting with a sight requires careful aiming. In instinctive shooting both eyes remain open providing a sense of distance and target line up at the same time. In sight shooting, many people shoot with both eyes open, but are conscious of only one functioning, to line the target accurately with the sight hole.

THE RELEASE A mistake often made by beginners is to "pluck" the bow string when releasing. This is usually done in expectation of a better shot without the archer knowing it. It is a tendency to slightly increase the draw which virtually destroys the consistent anchor point. The best release is the one accomplished by merely letting the drawing fingers relax . . . without moving from the anchor point. Avoid a bad habit of involuntary reflexes which cause a bad release by holding your stance even after the arrow is on its way. Practice not moving until the arrow has struck the target.



HOW TO ORDER

All prices are F.O.B. destination within the Continental U.S.A. for Bows only. All accessories are shipped F.O.B. Houston, Texas. All prices are subject to change without notice.

Wing orders are filled with all care and speed possible. To avoid delays, please check your order carefully before mailing making sure you have furnished all needed information.

Your local WING DEALER takes pride in helping you select proper equipment. If no dealer is nearby, write us. **MINIMUM ORDER \$5.00.**

C.O.D. ORDERS—All orders will be shipped C.O.D. unless satisfactory credit has been established or full payment is sent with the

Archery Accessories	10, 11, 12, 13, 14
Archery Information	15, 16
Arm Guards	10
Arrows	8, 9
Arrow Quivers	10, 11
Arrow Rests	12, 13
Bow Information	15
Bows—Presentation II	1
White Wing	2
Swift Wing	3
Red Wing Hunter	5
Gull	6
Falcon	7
Bow Cases	11
Bow Fishing Kit, Reel	14
Bow Quivers	10, 11
Bow Sights	14
Hoods and Ring	14
Bow Sling—Neet	12, 13
Bow Strings	10, 11
Bow-Tip Protector	12
Brush Buttons	12
Buck Lure	13
Care of Your Bow	15
Cements and Adhesives	13
Easton 24 SRT-X Cement	13
Ferr-L-Tite	13
Micro-Flite Point Fast Kit	13
Robin Hood Cement	13
Dacron—Type B	12
Feathers	13
Feather Trimmer—Young	12
Fletching Materials	12, 13
Fletchers—Rhode	13
Game Calls—Burnham	13
Gloves	10, 11
Hunting Tips	4

order All C.O.D. orders must be accompanied with a deposit of 25% of the total amount of the order.

RETURNED ITEMS—Wing Archery Company will not be responsible for any items shipped to the factory, which are not covered by adequate insurance, and then only to the extent of the insurance applicable to said items. A 10% service charge will be made on any items returned to Wing Archery Company for credit.

IMPORTANT. Restrictions on size and weight of Parcel Post packages do not apply on shipments to or from our mailing address—Wing Archery Company—Box 66, Alief, Texas.

A Charge of \$2.50 will be made on all orders shipped to or from Wing via bus line.

INDEX

Nocking Points	12
Nock-Lock	12
Nock-Rite	12
Tox-Nox	12
Nocks	12
Index	12
Mid Nox	12
Nock-Rite	12
Nock-Locks	12
Plastifletch	13
Points	13
Blunt, Field, Target, Target-Field	13
Fishing	13
Hi-Precision Three Blade	13
Razorheads	13
Powder Pouch	10, 11
Pro-Bo Adjustable Plate	13
Pro-Bo Bow Sight	14
Quivers	10, 11
Leather, Belt and Pocket	10, 11
Rests	12, 13
Serving Tool	12
Serving Thread	12
Shafts	12, 13
Easton Aluminum	13
Micro-Flite Glass	13
Port Orford Cedar	12
Speed Rest	12, 13
Strings	12
String Silencer—Kwikee	12, 13
Tabs	10, 11
Twin Sheared Calf	10, 11
Wilson	10, 11
Tapering Tools	13
Waterproofing for Feathers	12
Wax-String	12

Every Wing Bow is numbered and accompanied by a registration card which must be filled out and mailed by the purchaser or his Wing dealer within 10 days after date of purchase. Should failure occur in a bow so registered within a period of 6 months after date of purchase, the Wing Archery Supplies will make free repair, or replacement if repair is not feasible, unless the bow shows evidence of mis-use or improper handling.

Claimant must be the original owner and bow serial number must be intact. After 6 months and up to 1 year after the purchase date, and provided the bow has not been mis-used or mis-handled, repair or replace-

ment will be made for 25% of the list purchase price. From 1 year to 1½ years after purchase date, the charge will be 50% of the purchase price. From 1½ years to 2 years the charge will be 75% of the purchase price. From 2 years to 3 years the charge will be 90% of the purchase price. No adjustment will be made until the damaged bow is returned to the factory for inspection. Replacement will be made with a bow of the same model and weight, as near as possible. This guarantee is valid only when purchase has been made through an authorized Wing dealer. Dealers are not authorized to make adjustments, but will be glad to handle shipping and correspondence.

join the swing to Wing in '65



WING ARCHERY COMPANY

7106 MAPLERIDGE ST. HOUSTON, TEXAS 77036