



PIN TUMBLER LAMINATED STEEL PADLOCKS



LP50



LSDA4

- Case-hardened steel shackle for tough protection against cutting and sawing
- Laminated steel construction for additional security and durability
- Solid brass pin tumbler locking mechanism provides long-lasting smooth working action
- Plastic bumper on bottom of lock prevents lock from scratching and marring items underneath the lock
- Case width: 1-1/8", shackle clearance: 5/8", shackle diameter: 3/16"

MFG #	KEYING	EZ #
LP30KA LN0019	KA LN0019	009214
LP30KA LN0024	KA LN0024	009215
LP40C KD	KD	030034
LP40KA FE0371	FE0371	009223
LP40KA FE0587	FE0587	009224
LP50KA FE0374	FE0374	009233
LP50KA FE0587	FE0587	009234
LP60KA FE0587	FE0587	009242
LP60KA FE1226	FE1226	009243
LP60KD	KD	009244
KEY BLANKS		
MFG #	SERIES	EZ #
LSDA3	LP30	009255
LSDA4	LP40 & LP50	009256

SHIELDED DISC PADLOCK



2012

- Shielded shackle practically eliminates shackle exposure to attack
- 2-3/4" corrosion resistant stainless steel case
- Hardened steel deadbolt, double locking shackle
- Solid brass anti-pick pin tumbler brass cylinder
- Use on vending machines, lockers, bicycles and more

MFG #	KEYWAY	EZ #
2012KA2359	KA2359	077158
2012KA2396	KA2396	077159
2012KD	KD	077160

DIAL COMBINATION PADLOCKS



2021C KD

- Ideal for school, fitness club & employee lockers
- 1-7/8" stainless steel case
- Resists corrosion
- Hardened chrome plated steel shackle for greater strength
- Over 1,500 unique combinations

MFG #	TYPE	SHACKLE LENGTH	EZ #
2021C KD	Dial	1"	077161

SPECIALTY WARDED PADLOCKS



- Warded locking mechanism minimizes jamming from dirt and grime
- Rustproofed for extended wear
- Steel shackle provides strong cut resistance
- Breakaway shackle (500BRK) enables quick cutting when required

MFG #	SHACKLE TYPE	WIDTH	SHACKLE CLEARANCE	SHACKLE DIAMETER	EZ #
500KABRK197	Breakaway	1-3/4"	1-3/16"	9/32"	010440
517D	Adjustable	1-3/4"	2-3/4" to 5-3/8"	9/32"	010452

RESETTABLE COMBINATION PADLOCKS



- Set-your-own 4-digit combination for convenience and security
- Reset to any of 10,000 personalized combinations
- 2" wide corrosion resistant solid brass case for strength and weatherability
- Hardened steel shackles for cut resistance
- Independent double locking shackle legs
- 5/16" diameter nickel plated case hardened steel shackle
- 1" horizontal shackle clearance
- Carded for display

MFG #	SHACKLE CLEARANCE	EZ#
175D	1"	010273
175DLH	2-1/4"	010274

FIXED COMBINATION PADLOCKS



- Patent Pending BlockGuard® anti-shim technology withstands attempts to violate the latch mechanism
- 3-number dialing with automatic scrambling feature to prevent reopening of lock
- 1-7/8" wide double-reinforced stainless steel body withstands abuse
- 3/4" tall, hardened steel shackle for extra cut resistance
- Shackle diameter: 9/32", vertical shackle clearance: 3/4", horizontal shackle clearance: 13/16"

1525:

- Control key feature for supervisory access; specify key to match existing system or factory assigned

MFG #	DESCRIPTION	CONTROL KEY	EZ #
1500D	Carded Combination	None	010244
1502KD	Combination	None	036190
1525 V52	Combination with Key Bypass	V52	036191
1525 V67	Combination with Key Bypass	V67	071522
MFG #	DESCRIPTION	FOR	EZ #
V52CUT KEY	Control Key	V52	036192
V67CUT KEY	Control Key	V67	074196





ANTI-SURREPTITIOUS COMBINATION PADLOCK



- Built to conform to stringent government specifications, including 30 minute protection against expert manipulation and 10 minute protection against surreptitious entry attack
- Field changeable combination with the use of a change key
- 125,000 possible combinations
- Packaged with change key and complete operating/changing instructions

DIMENSIONS AND SPECIFICATIONS

- Size: 4-5/32"H x 2-3/8"W x 1-31/32"D
- Shackle material: Case hardened steel
- Shackle diameter: 5/16"
- Clear shackle opening when locked: 7/8"
- NSN #'s: 5340-00-285-6523, 5340-01-217-2009, 5340-01-217-2009

MFG #	EZ #
8077 108	027443

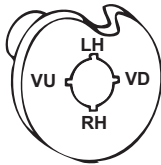
COMBINATION LOCK PARTS



U17

U17

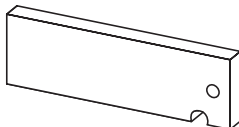
- Spline key for 6700 & 8500 locks



6720 005 512 000

6720 005 512 000

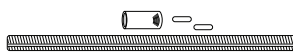
- 4 way drive cam for group 2 locks



6730 003 140

6730 003 140

- Extra long brass bolt extends 2.461" from end of lock case when locked, 2.109" from case when unlocked



7312 003

7312 003

- For standard locks
- 5/16"-40 X 6" kit with .450" diameter collar

MFG #	DESCRIPTION	EZ #
U17	Spline Key For 6700 & 8500 Locks	037023
6720 005 512 000	4 Way Drive Cam	037022
6730 003 140	Long Bolt For Group 2 Lock	037027
7312 003	5/16" Spindle Extension Kit	037030