

PARTS & ACCESSORIES

888-870-7278



- ~New Ambulances
- ~Used Ambulances
- ~Remounts
- ~Parts & Accessories
- ~Mobile Service
- ~Upfitting

Professional Vehicle Corporation

207-364-2400

www.provc.net

2023-2024

We offer an extensive line of replacement parts, lighting, warning signals, and accessories for ambulance, police, fire, and municipal vehicles



Here at PVC we strive to deliver the best quality emergency vehicles, parts, and service to your door with the safety and dependability you have grown to trust. Our team has a combined 150 years experience in fire and EMS service as firemen, EMT's, and paramedics, so we understand the challenges you face everyday. We stock our shelves with items from over 60 vendors to save you crucial time. If we don't have it in stock, chances are we can get it.

If you don't see something in the catalog please call 888-870-7278

Main Office: (207) 364-2400

Fax: (207)501-3077

Meet our team



Nate Robbins
President/Owner



Donna Davis
Office Manager



Megan Kendall
Parts Manager



Wayne Robbins
Sales



Dave Ameral
Sales

We would also like to recognize some of our "behind the scenes" employees; From in the office, Connor Weston, in the garage, Yvan Lapointe, and Josh Noyes, and our drivers, Reggie Arsenault, Joe Hall, Bill Hussey, Dave Davis, and Earle (Sandy) Wingate. These people help contribute to our company and the success that it is.



Shipping

We ship UPS ground. Most items are in-stock and will be shipped same day. Basic shipping charge is \$20.00. Some Items due to their size require additional shipping charges (Wheel Sims, Inverters, Steps & Sway Bars). Some large items will be drop shipped straight from vendor.


MERCHANDISE RETURNS: Products may not be returned without prior authorization. Merchandise must be returned prepaid. Merchandise must be returned unused and in its original packaging. Electrical items may not be returned unless shipped in error and is unused. If the return is not PVC error there will be a \$20 shipping label fee and a 10% restocking fee if item is opened.

Title to goods shall pass to the purchaser upon delivery from the carrier. If the purchaser receives goods in broken or otherwise damaged condition, he or she should insist that the carrier note the damage on the delivery receipt.



All major credit cards accepted.

888-870-7278 (207)364-2400 Fax:(207)501-3077 provc.net



Warranty

Whelen:

STANDARD / 2-YEAR WARRANTY

*Whelen products are covered by a direct warranty for up to a maximum of two years from date of purchase (not to exceed three years from the date of manufacture),

SIRENS, LED PRODUCT, CONTROL HEADS AND SWITCH BOXES

10-Year Warranty*

CenCom Core® and WeCanX® peripherals: Electronic circuit boards are covered by a 10-year warranty.

LED Lighthoods (ION™, ION T-Series™, ION Mini T-Series™, M Series™, Vertex™, Micron™, V23™ Series, Strip-Lite™ Plus, FST™/RST™/XLP Inner Edge®, and Liberty™ II, Freedom® IV, and Legacy®): Electronic circuit boards (I/O and lighthoods) are covered by a 10-year warranty.

5-Year Warranty

295HFS, 295SLS, 295SSA, and 295SDA: Electronic circuit boards are covered by a 5-year warranty. LED lighthoods not listed in the 10-Year Warranty section: the electronic circuit boards are covered by a 5-year warranty.

LC/HC I/O Boards, and Flashers: Electronic circuit boards are covered by a 5-year warranty

2-Year Warranty

CenCom Sapphire™, Carbide™, 295SL100 Series, Howler™, Alpha™, Beta™, Epsilon™, HHS, WPS, WSS, PAP112 and PAH112 Series: Electronic circuit boards are covered by a 2-year warranty. WeCan® I/O Boards are covered by a 2-year warranty. Economical Sirens, Airhorns, Traffic Advisor™ Control Heads, and Switch Boxes: Electronic circuit boards are covered by a 2-year warranty. Mechanical components, i.e., Switches, relays, microphones, housings, mounting brackets and hardware are covered for 2 years for defect in material or workmanship. All other electronic circuit and I/O boards not expressed herein are covered by a 2-year warranty. Warranty starts from date of manufacture.

12-MONTH WARRANTY — BACK-UP ALARMS

Whelen Back-Up Alarms are covered by a 12-month warranty and are subject to the conditions and steps described herein.

6-MONTH WARRANTY — STROBE POWER SUPPLIES/FLASH TUBES AND OBSOLETE/DISCONTINUED PRODUCTS

Strobe Power Supplies/Flash Tubes: If an obsolete/discontinued "Whelen" brand product is returned to Whelen within 6 months of the date which is affixed to the unit, Whelen will repair or replace that unit free of charge ONE TIME ONLY, subject to the conditions and steps herein.

AEV:

Strobes tubes & reflectors - 6 months

Siren drivers or speakers - 2 years (Whelen & Cast)

Dashlights - 5 years (Whelen)

LED lights - 5 years (Whelen)

Inverters - 1 year

Bulbs, Flashers, & Rotators - No warranty

Service & Upfit Department



~ In-House Service
~ On-Site Mobile Service In Maine, New Hampshire, Massachusetts, & Vermont

PVC has been representing AEV ambulances since 1996. Our steady and consistent growth in New England indicates our customer's valued trust in our workmanship. We have extended this same quality to our service and up-fit departments. While you do your general maintenance and service on your fleet, we are here to handle the upgrades and repairs that are warranty and non-warranty issues.

We carry an extensive variety of parts for replacement and service on all AEV units as well as most other emergency vehicle manufactures. Call us to do on-site repairs and upgrades throughout New England.

We will work closely with you to plan, modify, and customize your vehicle; at the same time organize your vehicle and improve ergonomics for your personnel. Our graphics department can work with you for a new look or duplicate your existing graphics. From installation of radios, sirens, lighting, and computer equipment, to custom cabinetry; we will make the transition easy and efficiently.

Police Cruisers * Command Vehicles * Fire & Rescue Vehicles * Commercial Vehicles



*In loving memory of our
founder, Bill Gates, and
driver, John Holmes*

~Gone But Never Forgotten~



Accessories

Accessories	9, 10
Clocks	45
Cots & Cot Hardware	14
Cup Holders	10
Dri-Dek	16
Glove Box Holders	10
Grabs Rails	10
Nets	13
Polish & Cleaner	26
Straps & Seat Belt Parts	13
Timers	45
Vents	9

Decals & Tape

Decals	11
Star Of Life Decals	11
Warning Labels	11
Warning Tape	11

Doors

Door Handles	12, 13
Door Restraints & Parts	12, 15
Door Hold Open	16
Interior Door Parts	13
Latches & Locks	15

Electrical & Power Components

Auto Ejects & Shorelines	17
Electrical Components	18
Flashers	20
Heat & A/C Parts	21
Inverters & Chargers	22
Power Supplies	20
Sirens, Speakers, & Drivers	23, 24
Solenoids, Relays & Breakers	19
Switches & Legends	25

Exterior Accessories

Fenderette's	26
Mirrors	27
Mud Flaps	28
Steps & Bumpers	27
Tire Maintenance	26
Wheel Simulators	28
Wiper Blades	26

Flashlights

Fire Vulcan & Vulcan	29
Headlamps	30
Knucklehead	29
Litebox/Firebox	31
Mini Flashlights	30
Stringer	32
Survivor	32

Lights

500 Series	33
600 Series	34
700 Series	35
900 Series	36
Dash Lights	37
Indicator Lights	38
Interior Lighting	38, 39
Lightbars - Mini	37
Lightbars	40
Marker & Clearance Lights	41
Mini Warning Lights	41, 42
M Series	43
Surface Max	44
Whelen	44

Medical Supplies

O2 Supplies	45
IV Hangers & Warmers	21
Suction	45
Sharps Containers	10



Accessories

Vents

- VENT-A02 2" ball louver vent
- VENT-01 Black plastic vent, 5 1/2" x 6 3/16"
- VENT-09 Double black plastic vent, 5 1/2 x 12 3/8
- VENT-11 4" Round interior vent
- VENT-P03 Heat/AC vent, 3 1/2" x 7 1/2" black plastic w/ louvers
- VENT-1312 Chrome ventilator scoop w/ rubber gasket
- SD331380 Stainless steel vent, 2 5/8" x 5"
- SD331390 Stainless steel vent, 4 5/8" x 5"
- SD331424 Stainless steel vent, 4" diameter

Striker Door Checks

- 3900-20 Striker, headless, 1 1/4" long bolt, 11/16" long striker
- 2T-400-52-64 Striker, star head, 3/4" long bolt, 3/4"striker
- TM10335-16ZN Striker, hex head, 3/4" long bolt, 3/4"striker
- PINS-N02 Striker, hex head, 3/4" long bolt, 7/8"striker
- PINS-N05 Nut, Nadar pin

Door Checks

- DC23-3011-ZN 11" overhead door check
- DCEZ-1511-SS Overhead door check with adjustable spring tension
- STRA-TRANSIT Door restraint strap kits, fits Ford Transit Vans, one kit does one door
- STRA-DOOR Door restraint strap kits, fits Ford E-350/450, one kit does one door



VENT-1312



VENT-P03



VENT-A02



PINS-N02



VENT-01



DCEZ-1511-SS

Interior Accessories



Sharps Containers

- CONT-03 3-qt Sharps container
- BEZE-CONT03 Laser cut bezel for CONT-03
- CONT-02 2-gallon sharps container



CONT-03 Clear Sharps - 3 Qt
CONT-02 Red Sharps - 2Qt

Map & Glovebox Holders & Trash Bins

- ZABS-MP01 Map & notebook holder
- ZABS-HOLD1 Molded spotlight holder, 8 1/2"x9", black
- GLOV-PL1005 Molded glovebox holder, 7 1/2"x13", Gray
- 295548 Glove box holder - steel, white
- CANO-04G Container, trash, gray. 7.875"x9.75"x5"
- CANO-01 White trash containers
- HOLD-18 Cup holder 3 1/2"x3 3/4" black plastic
- HOLD-DUAL-CUP Dual cup holder, 8 1/2"x4 3/4"x3", black plastic



HOLD-DUAL-CUP



HOLD-18



ZABS-HOLD1

Speaker Screen

- COVE-09L Black speaker cover
- SD0502-1 Cover, siren driver, chrome



COVE-09L

Grab Rails

- RAIL-BK12EF 12" Stainless steel w/ antimicrobial finish grab rail, 1 1/4" dia.
- RAIL-BK18EF 18" Stainless steel w/ antimicrobial finish grab rail, 1 1/4" dia.
- RAIL-BK24EF 24" Stainless steel w/ antimicrobial finish grab rail, 1 1/4" dia.



GRAB RAIL



295548 - Glove Box Holder



Decals & Warning Labels



Star of Life Decals
Blue with White Trim
Dot-Pkg contains:
2 each 18" stars,
12" stars, 4" stars
1-4" reverse
"AMBULANCE"
3-6" "AMBULANCE"

Star Of Life Decals

- DECA-DOTPKG Star of Life DOT kit
- DECA-05 4" Star of Life
- DECA-01 12" Star of Life
- DECA-02 18" Star of Life
- DECA-03A 32" Star of Life - solid blue
- DECA-06 6" **AMBULANCE** lettering
- DECA-04B 4" reverse **AMBULANCE** lettering



LABL-16

Warning Labels

- LABL-06 Squad bench net warning 2"x4"
- LABL-16 **Infectious Waste**, orange w/ black letters 2"x4"
- 132111S **Watch Your Step**, yellow w/ black letters 3 1/2"x5"
- LABL-19 **Diesel Fuel Only**, black w/ white letters 1"x4 1/4"
- LABL-27 **DEF Only**, black w/ white letters
- LABL-02 **Fasten Seatbelt**, yellow w/ black letters 2"x4"
- LABL-03 **No Smoking - Oxygen Equipped** 4"x4"
- 52418 **No Smoking, Eating or Drinking** 3 1/2"x5"
- LABL-ATBLK **Auto Throttle**, Black w/ white letters 1 1/2"x3"
- LABL-EXT **Fire ext. inside**, red w/ with white letters
- LABL-22 **Unleaded Gas Only**, white on black 1"x6"
- LABL-BTT Decal "**Battery Conditioner**"
- LABL-115/15 **Shoreline - 15 amp**
- LABL-115/20A **Shoreline - 20 amp**
- LABL-115/30 **Shoreline - 30 amp**



LABL-19



LABL-03



LABL-115/15



LABL-115/20



LABL-115/30

Warning Tape

- TAPE-RS Reflective Red & White - per foot 1 1/2"
- 11570Y Yellow/Black striped - 18 yard roll 1"
- 11571Y Yellow/Black striped - 18 yard roll 2"
- 11572Y Yellow/Black striped - 18 yard roll 3"
- 37758 Yellow/Black striped, non-slip-60' roll 2"
- TAPE-22B Non-slip, black, per foot 3"
- TAPE-22 Non-slip, 2 1/2" Black/Yellow, per foot 2 1/2"



LABL-ATBLK

Exterior Handles



Trimark 800 & 850

- HAND-32326-01** Handle, non-locking, L. rear entry, chrome
- HAND-32327-01** Handle, locking, R. rear entry, chrome
- ACTU-LH or RH** Actuator, w/ bracket, LH or RH
- ACTU-KITSM5** Spare door lock actuator
- HAND-800NLL** Left hand, non-locking, black
- HAND-800NLLC** Left hand, non-locking, chrome
- HAND-800NLR** Right hand, non-locking, L rear entry door, black
- HAND-800NLRC** Right hand, non-locking, L rear entry door, chrome

- HAND-850FFB** Left hand, locking, keyed TM2002, black
- HAND-30940-03** Handle, left hand locking compartment, keyed TM2002

- HAND-31344-03** Handle, non-locking, compartment, chrome ea
- HAND-850FFA** Right hand, locking, keyed TM2002, R rear entry door, black
- HAND-850FFAC** R hand, locking, keyed TM2002, rear entry door, chrome
- HAND-850FFBC** Free floating, locking L. entry, keyed TM2002, chrome


- AH69ESLSS510NS** Hansen back to back paddle handle used on entry doors. Key lock from outside and thumb turn lock from the inside. Keyed with CH510 lock. Designed to operate two rotary latches.

- HAND-33909-01** Clevis, door handle part, RH threads, ea.
- HAND-33337-01** Clevis, door handle part, LH threads, ea.
- HAND-80989-16** Clevis, door handle part, ea.


Trimark 450

- HAND-PP01** Left hand, locking, keyed TM2001 black bezel, chrome handle
- HAND-PP02** Right hand, locking, keyed TM2001 black bezel, chrome handle
- HAND-PP03** Left hand, non-locking, black bezel, chrome handle
- ALH-1-ESL-SS-545-30** Paddle handle, stainless steel, locking, 30 degree bolt, CH545 key
- ALH-1-ES-SS** Paddle handle, stainless steel, locking, 30 degree bolt, Ch545 key
- TUMB-202** Trimark tumbler & key 202
- TM211** Trimark tumbler & key 211
- TUMB-850DB** Trimark tumbler & double sided key TM2002
- AH69ESL-51CH510** Tumbler with cam, nut & roll pin, keyed CH510
- ALH-4901-60-510** Tumbler with key, cam & nut keyed CH510

HAND-32326-01
Rear entry handle



ACTU-LH



Trimark 800Series
Paddle handles for entry and large compartment doors, 2-point latching.



AH69ESLSS510NS - Paddle Handle

Trimark 450Series
Paddle handles for entry and compartment doors, 2-point latching



TM211



HAND-33909-01



Interior Handles, Straps & Nets



HAND-INL, right & left
Interior Handle,
locking or non-locking



Equipment Strap



LOOP-01

LOOP-01B



ZA-10117-02



BELT-26095



Cargo Nets
Custom made to
your dimensions

Interior Handles

- HAND-IL** Inside handle, locking, with metal bezel
- HAND-INL** Inside handle, non-locking, with metal bezel

Equipment Straps

- LOOP-01B** 2" footman loop, black
- LOOP-01** 2" footman loop, chrome
- LOOP-02** 1" footman loop, chrome
- BUKL-MO1** Metal buckle
- BUKL-02** 2" plastic buckle
- ZA-10117-02** 8" cable release end of seat belt
- ES0640PB** 6"x40", plastic buckle
- ES0646PB** 6"x46", plastic buckle
- ES1414PB** 14"x14", plastic buckle
- ES**PB** Strap with plastic buckle
(replace ** with length needed)
- ES1414SB** 14"x14" seatbelt buckle
- ES**SB** Strap with metal buckle
(replace ** with length needed)

Cargo Nets

- NETS-MOD2** Squad bench crash net, black, fits Mods
- NETS-VAN2** Squad bench crash net, orange, fits type II squad bench
- Custom Net** Custom cargo net, call with dimensions
Colors: Black, Yellow, Orange

Seat Belt Receivers

- ZA10117-02** Cable end seatbelt release
- BELT-2613** Seatbelt receiver, attendant seat, 13"
- BELT-2615** Seatbelt receiver, attendant seat, 15"
- BELT-26095** Seatbelt receiver, squad bench, 8"

Cots & Cot Hardware



We install all Cot Loading Systems

Stretchers & Stair Chairs

Call for up-to-date quotes on stretchers and stair chairs from Stryker & Ferno



We install Power Load Systems!



Ferno EZ Glide





Latches & Locks



LTCH-20
Lever latch, locking,
black finish



LTCH-25



LTCH-23



**Trimark Slimline
Rotary Latches**



HOLD-04
Squad bench shock



LTCH-A01
Simplex Lock

Interior Cabinet Latches

- LTCH-20 Southco Trigger Latch, Locking
- LTCH-21 Southco Trigger Latch, Non-locking
- LTCH-24 Rollerball Latch, 2-3/8" long
- LTCH-25 Rollerball Latch, 2-3/4" long
- LTCH-13 Southco Soft-Latch, 1-1/4"x4"
- LTCH-23NK Southco-Turn to unlatch, 3/4" hole, Non-locking
- LTCH-23 Southco-Turn to unlatch, 3/4" hole, Locking

Door Parts

- EMC-1-400ZNLH Eberhand Rotary Latch
3-5/8:1 x 1-5/8"w x 3/4", left
- EMC-1-400ZNRH Eberhand Rotary Latch
3-5/8:1 x 1-5/8"w x 3/4", right
- TM11665RH Trimark Slimline rotary latch,
3-7/8" 1x1-1/4w x 3/4"
- TM11664LH Trimark Slimline rotary latch, Left
- LTCH-ROTR As above, but with offset connection
flanges, Right
- LTCH-ROTL Left with offset connection flanges
- SWIT-26A Two piece magnetic compartment door
switch
- LTCH-A01 Simplex 9600 series push button,
keyless lock for cabinets and drawers
- GASC-C16 Gas shock, compartment door
- GASC-600 Entry door gas shock
- STUD-CYL Stud w/ball for gas shock
- BRKT-10R Bracket for squad bench shock, angled
- BRKT-11 Bracket for squad bench shock, straight
- BRKT-SQB Bracket for squad bench
- BUMP-01 Rubber bumper, 1"x1" w/thru hole

Exterior Accessories



Grabber Door Hold Opens

- DH0016-1-UA 3" base to base length (polished, cast aluminum)
- DH0017-1-UA 4-1/2" base to base length
- DHC0013-IU Socket only (receiver end) for door hold open, (no gasket) CPI version only
- HOLD-16N 4-1/2" door hold open, chrome plated
- DHC0028 Replacement rubber inserts
- RG0020 Oval base gasket
- RG0021 Round base gasket
- HOLD-13 2 piece door hold open w/ grease fitting



DH0016-1UA
Door Hold Open
3" Polished Cast Aluminum

Accessories

- LP0002-1 Polished license plate holder. Accommodates two plate lights
- Tile-01 12" Square Dri-Dek, Black
- LEX-1309 Replacement Lexan pieces, smoke color in various sizes, call for quote



HOLD-13



TILE-01



HOLD-16N



LP0002-1



Shoreline/Auto Ejects

Replacement Covers:

Choose from black, blue, gray, red, white, or yellow



091-3 (Color)



091-55 (Color)

Auto Eject

- 091-18WP-120 15-amp Auto Eject
- 091-20WP-120 20-amp Auto Eject

Super Auto Eject

- 091-55-15-120 15-amp Super Auto Eject
- 091-55-20-120 20-amp Super Auto Eject

Air Eject

- 091-28 20 to 140-PSI Air Eject
- 091-28HP 20 to 175-PSI Air Eject
- 091-28AK Weatherproof Adapter w/ Yellow cover

Replacement Covers

- 091-55 Super Auto Eject cover, choose color
- 091-3 Standard Auto Eject Cover, choose color - (blue, gray, black, red, white & yellow)

Shoreline Receptacles

- RECP-01 15-amp Shoreline Receptacle w/ cover-gray
- 5378C 20-amp Shoreline Receptacle
- COVE-WPG1 Cover for 5378C (above)
- RECP-11 20-amp Connector, twist-lock
- RECP-02 30-amp Shoreline Receptacle, twist-lock
- RECP-20A 20-amp Shoreline Receptacle, twist-lock
- COVE-02PS Shoreline cover, fits RECP-02 & REPT-02A

Auto Eject Shoreline Connectors

- 5-15PH 15-amp Connector
- 5-20ph 20-amp Connector
- 091-55-069 Connector protector

Auto Eject/
Shoreline
connectors.



5-15PH



5-20PH



091-55069

Super Auto Eject

The Kussmaul WP model auto eject is designed to be mounted on the side. This device eliminates broken cables when drivers forget to unplug the shoreline.



Electrical Components



TST Studs

- S240-7000 3/8" x 1 1/2" coarse thread
- S240-9000 5/16" x 1" coarse thread
- S240-8000 1/2 x 1" coarse thread
- 240-5000 Single feed through terminal, 3/8"

Power Points

- SOCK-04E Single power point w/ cap
- SOCK-04C double power point w/caps
- SOCK-USBW USB dual charge socket

TST Analog Meters

- 180-0343 200-amp ammeter black face, black bezel
- 180-0342 300-amp ammeter black face, black bezel
- 180-0355 Hour meter, black face, black bezel record to 99,999.9 hours, +/-3secs/month, all meter have 1 hour factory time check, standard 2" hole, 3 1/2" deep, back lit

VDO Meters

- GAGE-P07 Voltmeter, 8-16 VDC white numerals on black face
- SENS-200 Ammeter pick-up, 200 amp
- SENS-300 Ammeter pick-up, 300 amp



TST Studs

Thermoplastic base with brass stud.
Tested to 300 degrees and 400 amps continuous duty.



SOCK-04C

Double power point w/ caps



SOCK-USBW



180-0342



SENS-200



Solenoids, Relays & Breakers

Solenoids

- SOLE-01 75-amp solenoid
- SOLE-04 Electric/Vacuum heat solenoid
- SOLE-200A 200-amp solenoid
- RELA-01 Transfer switch (110 volt relay)
- DIOD-01 C-amp diode
- DIOD-02 6-amp diode

Relays

- RELA-05A 50/30-amp, plastic tab
- 140-1030 50/30-amp, metal tab
- 140-0379 75-amp, 2 hole mtg.

Auto Reset Breakers

- BRKR-19K 10-amp w/o bracket
- BRKR-18K 15-amp w/o bracket
- BRKR-02K 20-amp w/o bracket
- BRKR-05K 30-amp w/o bracket
- BRKR-08K 40-amp w/o bracket
- BRKR-10K 10-amp with bracket
- BRKR-17K 15-amp with bracket
- BRKR-04K 20-amp with bracket
- BRKR-07K 30-amp with bracket
- BRKR-09K 40-amp with bracket
- BRKR-20K 50-amp with bracket



SOLE-01




RELA-05



SOLE-04



Breakers Without Bracket



Breakers With Bracket

Flashers & Power Supplies



Halogen and LED Flashers

- ULF22** Universal LED flasher, 2 outlet, 5 amps
- ULF28** Universal LED flasher, 2 channel, 8 outlet
- ULF44** Universal LED flasher, 4 channel, 4 outlet, 60 watts per channel

- 3TERM** 2 outlet, 20 amp, 3 terminal
- AFM1660** 16 outlet, 60 watts, Certified Ambulance Flasher
- AFM560** 5 outlet, 60 watt flasher, Halogen/LED Ambulance Flasher
- AFL530** 5 outlet, 30 watts, Certified LED Ambulance Flasher
- UHF2150A** Headlight/Grille light flasher, positive or negative headlight switching (not for Impala)
- 700** Wig-Wag Headlight flasher, flashes (2) loads, up to 8 amps ea.
- 710** 120-175 FPM multi-mode flasher, alternating double flash, automatically changes to both lights flashing at the same time, flashes (2) loads, up to 8 amps ea.
- 711** 120-175 FPM multi-mode flasher, conventional wig-wag pattern alternates with a "double pop" signal, flashes (2) loads, up to 8 amps ea.

- FHLP-CV** Headlight flasher Crown Victoria police package '06-newer
- FHL-HL** Headlight flasher, universal, positive side switched
- FHLP-IMP** Headlight flasher, with plug and play connectors '06-newer Impala
- FHL-TAIL** Taillight flasher, universal
- 7301-0000-00** Weldon ambulance flasher, solid state

Whelen Power Supply (Strobe)


- UPS64LXA** 4 outlet, 75 watt
- S660CCCC** 6 outlet, 60 watt kit w/ 4 15' cables




AMF1660
16 outlet halogen/LED flasher with 65-watt out-put; five year warranty



CSP690



700 Flasher
Flashes two loads, up to 8-amps each.



7301-000-00
Solid start epoxy case. Program up to three lamps per channel. Isolated terminals prevent accidental shorts.



IV Hangers & Warmers/Heat-AC

IV2007-1
dual IV hanger



HOOK-07



12VFM4L02
Floor mount IV warmer



VALV-EXP



VALV-03



12VSS3L02



VALV-03A



TUBE-ORFICE

IV Hangers

- IV2007-1
- IV2002-1
- HOOK-07

Dual IV hanger, Cast aluminum base with rubber IV bag holder, Velcro attachments
 Surface mount IV hanger
 Chrome snap hook. Useful as an IV hook, coat hook, or use on front console area to hold a handheld spotlight
 IV strap - Velcro

IV Warmers

- 12VFM4L02
- 12VRFE-A
- 12VSS3L02
- 12V171

Smithworks floor mount IV warmer 12 VDC Converter, 120-volt to 12-volt, 3-amp
 Smithworks Soft Sack IV warmer 12 VDC
 Soft Sack power cable

Heat/AC Parts

- SOLE-04
- VALV-03A
- VALV-03
- 84706
- VALV-EXP
- TUBE-ORFICE

Heat/AC solenoid only
 Vacuum operated water valve only-normally closed, vacuum opens
 Vacuum operated normally open, vacuum closes
 5/8" manual shut off valve
 Expansion Valve
 A/C Orifice tube, orange

Inverters/Chargers



Vanner

- INVE-1100 Inverter, Vanner LifeSine Sinewave, 1100w, 55amp charger, ea.
- IFM1 Interface module for use with 20-1050CUL inverter (not required for the Life Star Model)
- CONN-IVE Anderson style connectors for Vanner inverters
- CONN-IVE COVER Cover for Anderson Connector



Vanner Charger/conditioner, transfer relay 20 amp KKK spec portable equipment charging circuit. Output is 1050-watts continuous, with a 2100-watt surge capacity.

Xantrex

- INVE-FREEDOMHF Freedom HF/1055EMS, Inverter/charger 1000w, 55 amp



Xantrex inverter/charger

Iota

- DLS-15 15-amp charger/converter
- DLS-30 30-amp charger/converter
- DLS-45 45-amp charger/converter
- DLS-55 55-amp charger/converter
- IQ4 Controller, Converts Iota chargers to a 3-stage Smart Charger



CONN-INV

Iota Charger/converter quickly charges batteries from the full rated output of the charger. The BLS then maintains the batteries by putting in only what is required by load or self discharge. 13.6 volt output



CONN-IVE COVER



Sirens, Speakers & Drivers



295SL-100
Full function, 100-watt hands free siren



295HFS2
Remote siren amp, flush mount head. With diagnostics and SI test. Five-year warranty.



TS100-N
100-watt speaker



750501
100-watt field replacement driver w/ universal mount and hardware.



MMSU-1
Magnetic Mic clip conversion kit



ES100C

Whelen

- **EP5L1 Epsilon Siren** 100-watt siren. Nine scan lock siren tones with PA, diagnostics indicator and hands free
- **295SL100** Full function, 100-watt hands free siren
- **295SLSA1** Siren amp with 17 scan-lock siren tones
- **295HFS2** Remote siren amp. Flush mount head

Federal Signal

- **MS4000** 100-watt mini siren, w/ air horn, manual, wail and yelp
- **750501** 100-watt siren speaker (AS124) 7.7"W x 5.7"H x 4.5"D
- **Z8280090A** Replacement driver, 100w, without threaded neck
- **TS100-N** 100-watt speaker
- **Z8619145A** Replacement driver, 100w, with threaded neck
- **ES100C** DynaMax ES100 100-watt without bracket
- **ESB-U** Universal bail bracket
- **MMSU-1** Magnetic Mic clip conversion kit

Sirens, Speakers & Backup Alarms



Whelen SA315U

- SA315U Speaker, 100w, nylon composite
- SAK1 Universal mounting bracket
- *** *Call for specific model brackets



Whelen SA315P
siren speaker, 100-watt. Measures 6-1/2" w
x6-1/2" h x3" d. Brackets not included

Whelen UnderPro

- 02-0364015-00 Speaker horn, plastic
- 11-263339-000 Driver cover
- SD210R Siren driver w/threaded neck
- SD210RX Siren driver w/o threaded neck

CPI

- SAD-4319-08E35-1 Speaker for Ford E-series, '08-current drivers side
- SAP-4319-08E35-1 Speaker for Ford E-series, '08-current passengers side
- SAD-4314-08F35-1 Speaker for Ford E-series, '08-current drivers side
- SAP-4314-08F35-1 Speaker for Ford E-series, '08-current passengers side
- SD302 Replacement for above w/o threaded neck
- SD303 Replacement driver w/ threaded neck
- SD502.1 Siren driver cover for SD302 & 303 Chrome



SD210RX
Replacement siren driver for above list speakers

Backup Alarms

- 697097 Velvac, 97db
- 697107 Velvac, 107db
- 697112 Velvac, 112 db
- M3S0003 Backup sensor only/ M3 system



SD302
replacement driver, without threaded neck



M3S0003
Back-up Sensor



697097
Velvac backup alarm, 97 db



Switches & Legends



New Style Switches



TST V-Series Switches



Carling Switches

New Style Switches

- SWIT-K260B on/off, black, lighted w/red lens
- SWIT-K260B4BR on/off, red, lighted w/red lens,
- SWIT-K260D on/off/on, black, lighted w/dual red lens
- SWIT-K260G on/off, momentary, black
- SWIT-K260P l/m/h fan, black, non lighted
- SWIT-K260G4BB momentary, black, lighted w/red lens
- SWIT-KSW13 on/off/on, double momentary, 2 red indicators
- SWIT-EURAM power door lock w/arrows

Disconnect Switch

- SWIT-01 Battery Disconnect Switch

Carling Switches

- SWIT-CO4-CO1 on/off, black actuator, red bar ind. 3-terminal
- SWIT-CO4-CO5 on/off, red actuator w/ lighting bolt ind. 3-terminal
- SWIT-CO4-CO6 on/off, red actuator w/ triangle ind. 3-terminal
- SWIT-CO4-CO8 on/off, red actuator, w/ red square ind. 3-terminal
- SWIT-CO1-CO4 on/off/on, black actuator w/ 2 red bar ind. 4-terminal
- SWIT-CO1-CO3 low/med/high fan switch, blk actuator, non-ind. 4-terminal
- SWIT-CO3 Black actuator, momentary, non-ind. 2-terminal

TST V-Series Carling Switches

- 032-0260 Black actuator, momentary, w/ red bar ind. 4-terminal
- 090108 Toggle switch, on/off each

Switch Legends

- Switch Legends White translucent w/ black lettering

Fender Flares, Polish, etc



Fender Flares

- FLAR-T1T3** Fender flare fits type 1 & 3's made out of aluminum
- FLAR-01** Rubber fenderette material. Sold by the foot
- PLAT-T3** Aluminum plate, goes w/ FLAR-01

Heated Wiper Blades

- Series 66** Set w/ wiring & switch, 12" to 28" lengths, heated frame/blade assy
- Blades** Replacement heated frame/blade assy

Polish & Cleaner

- 03511** Polish, paste, 1.7oz. tube, for metal, plastic & fiberglass
- CA03518** Polish, paste, 2 lb. can, for metal, plastic & fiberglass
- LQ04587** Polish, liquid, 7.6oz., for metal, plastic & fiberglass
- PB101** Polishing ball, 5", orange, ea

Air Inflation Kits

- AMH-1** Med Duty, '03-C C4500/5500 19.5" wheel, 4 hose w/ brackets
- AML-1** Dual wheels up to 17" w/ stud extender attachment, 4 hose w/ brackets
- AML-2** Med Duty, '05-C F450/550 19.5" wheel, 4 hose w/ brackets
- AML-03** 16" Ford Transit, 2015-C, 4 hose w/ brackets



FLAR-01



FLAR-T1T3



EverBlades

Works with existing defroster system. Maintains enough heat to prevent ice build-up.



AML-1

Air inflation kit, 4 hoses with brackets. Fits wheels up to 17".



PB101



03511 Flitz



LQ04587 Polish



Exterior Accessories

Bumpers Will Be Drop Shipped



BUMP-02 & BUMP-02A
Rubber Dock Bumper, 2" x 8"
Rubber Dock Bumper, 2" x 16"



Velvac 2020
Deluxe head heated, remote & lighted arms



MIRO-CBETR
5" Round Convex Mirrors

Steps & Bumpers

- BUMP-TRANS** Step tread & frame for Ford Transit Van w/brackets
- BUMP-F01** Step tread & frame for Ford Van, w/o brackets
- BRKT-BUMPF01L** Bracket, bumper Ford van, left ea
- BRKT-BUMPF01R** Bracket, bumper Ford van, right ea
- BUMP-F02** Step tread for Ford van, flip-up w/o brackets
- BRKT-BUMPF02L** Bracket, bumper for flip-up Ford van, left
- BRKT-BUMPF02R** Bracket, bumper for flip-up Ford van, right
- BUMP-C02** Step tread & frame for Chevy van, flip-up, w/ brackets
- BUMP-S01C** Step tread & frame for sprinter van, w/ brackets
- STEP-FU** Flip-up step for Mods, 47"
- BUMP-01** Rubber bumper, 1"x1" w/thru hole
- BUMP-02** Rubber dock bumper, 2"x8"
- BUMP-02A** Rubber dock bumper, 2"x16"

Mirrors

- Velvac** Velvac mirror heads & assemblies per application - call for details
- 715437** Velvac 2020 deluxe head heated, remote & lighted arms black, 03-up Ford E-series, set includes both sides
- 714575** Velvac 2020 standard head, black manual. L or R, mirror head only
- MIRO-654** 5" Convex, black
- MIRO-654X** 5" Convex, Stainless
- 723068** 3 1/4" Stick on wedge convex

BUMP-F01 & F02



Wheel Simulators



Wheel Sims

- GDG01** 03-Current G3500/4500 DRW, 16", 8 Lug, set
- GDG01F** For above, front axle set
- GDG01R** For above, rear axle set
- PGDG01TSX** For above, 14MM stud extender
- PGD168LNT** For above, jam nut with cover
- PGDSF92LNT** For above, jam nut with cover
- NF12** Ford, '08-C E350, E450, 16", 8 lug, oval hand holds, DRW

- NF12F** For above, front axle set
- NF12R** For above, rear axle set
- PNF12STX** For above, 9/16" stud extender
- NF98** '92-07 E-350, E450, 16" ,8 lug 8 round hand holes, DRW

- NF98F** For above, front axle set
- NF98R** For above, rear axle set
- PNF10STX** For above, 9/16" stud extender
- PNF98LNT** For above, jam nut with cover
- NF25** 05'-C F450/550 2 & 4WD, 19.5" 10 lug, 5hh
- PNF22LNT** For above, Jam Nut w/cover
- SLG116** Simulator set, used w/OEM hub covers, 03-C G3500/4500

- 139987** E350 thread extender 2 per wheel




Stud Extender



Jam Nut w/ Cover

Mud Flaps

- FLAP-BLANK** Black rubber 20 x 14
- FLAP-M01** AEV/REV Logo, black rubber 20x14



Wheel Sims



FLAP-M01



Flashlights



Vulcan 180



Fire Vulcan LED
 C4 LED technology creates up to 80,000 candela peak intensity. Two lightweight lithium ion batteries charge in five hours. Eight programmable functions. fits existing Vulcan chargers.

Knucklehead

- 90607 Knucklehead 12V/120V, Black/w-hook
- 90627 Knucklehead 12V/120V, Yellow/w-hook
- 90670 Knucklehead, 12V Fast Charge, orange/w-clip
- 90641 Knucklehead Alkaline Model, Black/w-hook
- 90642 Knucklehead Alkaline Model, Yellow/w-hook
- 90339 Battery for Knucklehead & Survivor Div. 2, Black
- 90011 Charger/holder—Knucklehead & Survivor, AC fast charge
- 90012 Charger/holder-Knucklehead & Survivor, DC fast charge, cigar plug
- 90112 Charger/holder-DC fast charge, piggyback, Knucklehead & Survivor, Cigar plug.

Fire Vulcan LED w/Dual Rear LED's

- 44450 120-volt AC 12-Volt DC orange - standard system
- 44451 12 volt DC Orange-Vehicle mount
- 44454 Flashlight only without Charger, Orange
- 44007 Battery for Fire Vulcan
- 44610 Battery for Fire Vulcan, LED

Vulcan 180

- 44311 Standard Systems, 120V/12V DC, with quick release strap & charging rack - orange



90339 Knucklehead Battery



Knucklehead
 Head rotates 360 degrees
 Articulates 210 degrees
 Powerful magnet attaches to steel surfaces
 holds 4 AA alkaline batteries or rechargeable Ni-Cad Battery pack.

Flashlights



Protac - LED

- 88081 Flashlight, ProTac 2AALED, w/batteries & holster, black

Stylus Pro LED

- 66118 Stylus PRO LED, Black
- 66120 Stylus PRO LED, Red
- 66121 Stylus PRO LED, Silver
- 66122 Stylus PRO LED, Blue

Headlamps

- 61050 Trident LED Headlamp, Yellow
- 61052 Septor LED Flood Headlamp, Yellow
- 61405 Enduro LED Headlamp, Camo



61405 Enduro



61050 Trident



61052 Septor



ProTac 2AA LED
Comes with 2 AA
batteries & holster
6.14" long



66118 Stylus Pro



Flashlights

Litebox/Firebox

- 44305 Vulcan 180 veh. mount system, 12v, yellow
- 44315 Vulcan 180 veh. mount system, 12v, orange
- 45070 Standard mounting rack, orange
- 45071 Vehicle mounting rack, orange
- 45605 HID Litebox Orange
- 45801 E-Flood Litebox, 120V AC/12v DC, shoulder strap & mounting rack
- 45806 E-Flood Litebox, w/o charger
- 45811 E-Flood Firebox, 120v AC/12v DC, shoulder strap & mounting rack
- 45832 E-Flood Firebox, w/o charger
- 45937 Battery for Litebox/Firebox
- 45842 E-Flood upgrade kit
- 45845 E-Spot upgrade kit
- 45851 E-Spot Litebox, 120v AC/12v DC, shoulder strap & mounting rack
- 45861 E-Flood Firebox, 120v Ac/12v DC, shoulder strap & mounting rack
- 45865 E-Spot FireBox, veh. mount system, orange
- 45882 E-Flood Firebox, w/o charger



45845



45842

61050 Trident

E-Spot LiteBox

An industrial-duty, rechargeable, portable lantern featuring high brightness, long run time, and reliability. The integrated power failure circuitry automatically illuminates the light when the power goes out.



E-Flood LiteBox

This industrial-duty, rechargeable lantern features a bright 615 lumens of light in a smooth flood pattern. For longer run time, use the low setting for up to 18 hours of light. Available with optional direct wire vehicle mount system.

Flashlights & Parts



Parts

•22511 Safety Wand, Red, for SL-20X series

Stinger

- 25323 With AC/DC Charger, Yellow
- 25303 With AC/DC Charger, Black
- 25313 With AC/DC Charger, Orange
- 25321 With AC Charger, Yellow
- 25301 With AC Charger, Black
- 25311 With AC Charger, Orange
- 25302 With DC Charger, Black
- 77375 Battery - Fits all stingers (except Ultra)
- 22511 Safety wand, red, for SL20 series
- 75430 Stinger LED, steady charge, AC/DC, black
- 75768 Older model stinger LED, upgrade kit to 350 lumens
- 75927 Holster, nylon, Stinger LED, ea
- 76442 PolyStinger LED, HAZ-LO, 12V/120V, Black
- 75430 Stinger LED HL, steady charge, AC/DC, Black
- 22050 Cord Charger, 12V direct wire
- 22051 Cord Charger, DC cigar plug
- 22060 120V AC, Charge cord

Survivor LED

- 90509 Survivor LED, 12-volt, Orange fast charge
- 90503 Survivor LED, 12v/120v steady charge, orange
- 90513 Survivor LED, 12v/120v steady charge, yellow
- 90113 Charger/holder for piggyback, direct wire, Knucklehead & survivor
- 90339 Battery pack, Survivor LED
- 90337 Battery, Survivor Div. 1, white
- 90338 Battery, Survivor Div. 2, Knucklehead, black
- 90542 Alkaline battery cartridge



22511 - Safety Wand



77375 - Battery



90338



Stinger LED
8.41" long



25302



Survivor LED

Ultra bright, 3-watt Luxeon LED has 50,000 hours of life with 65 lumens. No need for a spare bulb. Dual power source, 4 "AA" alkaline batteries or rechargeable nickel cadmium battery pack. Three position switch, high, low and locator strobe.



500 Series 1 5/8"Hx5"W



HOUS-5260*



50R00XRR - Red



50C03ZCR

Warning Lights 500 Series

500 Series Linear Super-LED

Replace * with LED color or lens color
(Requires Optional Mounting Kit)

- 50*02Z*R Amber, Blue, or Red, horizontal mount
- 50C02ZCR White LED with clear lens, horizontal mount
- 5V*02Z*R Amber, Blue, or Red, vertical mount

500Series TIR6 Super-LED

Replace * with LED color or Lens Color
(Requires Optional Mounting Kit)

- 50*03Z*R Amber, Blue, or Red
- 50C03ZCR White LED with clear lens

500 Series 5MM LED

(No longer available - USE 500 linear or TIR 6)

- 50R00XRR Brake/Tail/Turn, with 2 flash patterns, surface mount

500 Series Mounting Options

- 5FLANGEB Black trim ring, kit
- 5FLANGEC Chrome trim ring, kit
- 5GROMMET Grommet mount, kit
- 52SMAB Black surface mount adapter, strobe only, requires flange
- 5TSMAB Black surface mount adapter, TIR6 Super-LED only
- 5TSMAC Chrome plated surface mount adapter, TIR6-LED only
- HOUS-5260 Housing for 500 series Grille light (state left or right) 08-C E350



5FLANGEC



5FLANGEB

Warning Lights 600 Series



600 Series 4 1/8"H x 6 1/2"W

600 Series to be phased out
Replaced by Surface Max Series

600 Series 5mm LED Brake/Tail/Turn & Back-Up

- 604T Amber Turn, Populated Arrow w/o flange
- 604BTT Brake/Tail/Turn w/red lens 600 series
- 604BU Interior/Back-up Light, Minimum intensity


600 Series Super-LED

Replace * with LED color or Lens color

- 60*02S*R Amber, Blue, or Red, w/o flange, requires flasher
- 60C02SCR White LED, w/ clear lens, w/o flange, requires flasher
- 60*02F*R Amber, Blue, or Red, w/o flange, includes internal flasher & steady burn
- 60C02FCR White LED, w/ clear lens, w/o flange, Inc. internal flasher & steady burn

600 Series Options

- 64FKIT Mounting kit to convert 600 series to fit in old style 64 series hole cutouts
- 6FLANGEB Black flange kit
- 6EFLANGE Chrome-plated flange kit




604T



6EFLANGE



604BU



604BTT



Warning Lights 700 Series


**700 Series to be phased out
Replaced by Surface Max Series**



702000*R



70A00TAR



70F000*R



7EFLANGE



HOUS-712

700 Series Linear Strobe

•702000*R Lighthouse, w/o flange, Replace * w/ color

700 Series 5mm LED Brake/Tail/Turn &

Back-up

•70A00TAR Amber Turn, Populated Arrow w/o flange

•70BTT Brake/Tail/Turn with red lens 700 series

•70C00VCR Interior/Back-up light, minimum intensity

•704BU Interior/Back-up light, maximum intensity

700 Series LED

Replace * with LED color or Lens color

•70*02S*R Amber, Blue, or red, w/o flange, requires flasher

•70C02SCR White LED, w/ clear lens, w/o flange, requires flasher

•70*02F*R Amber, Blue, or Red, w/o flange, includes internal flasher & steady burn

•70C02FCR White LED, w/ clear lens, w/o flange, inc. internal flasher & steady burn

700 Series Mounting Options

•73FKIT Mounting kit to convert 700 series to fit in old style 73 series hole cutouts

•7FLANGEB Black flange kit

•7EFLANGE Chrome-plated flange kit

•7CAST1 Polished cast aluminum housing for lighthouse

•7CAST3 Polished cast aluminum housing for 3 lighthouses

•GEKT98LP Grille light bezel for Ford E-series, 97'-01' drivers side

•GEKT98RP Grille light bezel for Ford E-series, 97'-01' passenger side

•7EGRILP Grille-master chrome housing kit with swivel

•7EGRILB Grille-master black housing kit with swivel bracket for 700 series linear strobe

•HOUS-712 CPI under headlight bezel for 700 series passengers side 92'-04' E-350

•HOUS-713 CPI under headlight bezel for 700 series drivers side 92'-04' E-350

Warning Lights 900 Series



900 Series
7 1/8"H x 9 1/8"W

900 Series to be phased out
Replaced by Surface Max Series

900 Series Super-LED

Replace * with LED color or Lens color


- 90**5S*R** Amber, Blue, or Red (single color) w/o flange, requires flasher
- 90CC5SCR** White LED (single color) w/clear lens, w/o flange, requires flasher
- 90**5F*R** Amber, Blue, or Red (single color), w/o flange, includes internal flasher & steady burn
- 90CC5FCR** White LED (single color) w/ clear lens, w/o flange, includes internal flasher & steady burn
- 9SC0ENZR** White LED scene, surface mount with flange

900 Series 5mm LED Brake/Tail/Turn

- 90A00TAR** Amber turn, populated arrow w/o flange
- 904BTT** Brake/Tail/Turn w/ red lens

900 Series Mounting Options

- 9FLANGEB** Black flange kit
- 9EFLANGE** Chrome flange kit
- 90FLANGC** Chrome flange kit, (Super-LED Only)



90A00TAR



9SC0ENZR



90BB5FBR



9EFLANGE



Mini Lightbars & Dash Lights

Dash/Deck/Visor Lights

Replace * with color choice

- SLPMM**
- SLPBKT1
- SMLL**
- AVC11**
- FLLED**

Mini Lightbars

- MC16MA
- MC16PR



AVC11 Dash Light



MC16MA



SMLL Whelen LED Slim-Miser



FLLED FlatLighter



SLPMM SlimLighter Super-LED

Interior Lighting



Map Lights & Spot Lights

- LF12ERB** Rheostat controlled hard wired map light, 12" neck, halogen
- LF12ES-LED** Rheostat controlled hard wired map light, 12" neck, LED
- LITE-51L** Hand Held Spot Light, blue eyed 400,000, hard wired

Indicator Lights

- LITE-N785A** Square light with round body (2) wires, Amber
- LITE-N785G** Square light with round body (2) wires, Green
- LITE-N785R** Square light with round body (2) wires, Red
- LITE-P66** **AMB. Power** - Square, Green
- LITE-P44** **Door Ajar** - Square, red
- LITE-P45** **Low Volt** - Square, Amber
- LITE-P55** **Compartment Open** - Square, Amber
- LITE-234INDG** Shoreline Indicator, LD 3/4" round, 130 VAC, Green



LF12ERB
Map Light

LITE-51L



Indicator Lights

LITE-234INDG

LED Shoreline Indicator Light



LITE-N785






Interior Lighting

Dome & Step Lights

- LITE-72 Step well light
- KR-DL Havis-Shield 7 watt, red & white, 5.75" x 1.5" x 1.5"
- LITE-I759 LED dome light with Hi/Low, white powder coat
- LITE-EDL01W LED dome light with Hi/Low, white
- LITE-K4409 LITE-K4409



LITE-I759

LED Lights

- LITE-656 LED light, surface mount Thin-Lite
- LITE-78A Thin-Lite with switch - 6 1/2" x 20 1/2"
- LITE-78A-LED Light, recessed LED, Hi/Low, Thin-Lite 716XL
- LITE-I29 Cabinet light, 11 1/2" x 1", 48 LED, white
- 91.10142 Replacement bulb, 2 pins each end (old FT15T8CW), fits LITE-78A



LITE-K4409

LITE-78A

Thinlight 716XL with switch, uses 2, 91.10142 bulbs



LITE-EDL01W

LITE-I29



Lightbars



We have Whelen lightbars available.
Custom to order. Call for details and
quotes.


Top Mounted Lightbar



Side Mounted Lightbar



Windshield mounted lightbar




WHELEN[®]



Marker & Mini Warning Lights

Clearance & Marker Lights

- 0SC0EDCR** LED, white oval illumination, white 1" W x 1 1/2" L
- 0SA00MCR** 4-LED Marker, clearance light, amber
- 0SR00MCR** 4-LED Marker, clearance light, red
- LITE-1500A** LED marker light, amber 1"W 2 1/2"L
- LITE-1500R** LED marker light, red 1"W 2 1/2"L
- LITE-K1500A** LED marker light, amber 1 1/4"W x3 3/4"L
- LITE-K1500R** LED marker light, red 1 1/4"W x3 3/4"L
- LITE-KACCL01** LED corner cap, red/white, front, may need 3 wire plug
- LITE-KACCL02** LED corner cap, red/amber, rear, may need 3 wire plug
- LITE-KLED2G** same as above but 3 wire
- 2GA00FAR** 4" round, LED, grommet mount, amber/amber lens
- LITE-K1237** Mini LED plate light, chrome




LITE-1500A



2GA00FAR

Weldon Marker & Mini Warning Lights

- 9186-1501-30** LED marker/utility light, white 2 1/2"x1" clear version of LITE-1500
- 9186-2301-10** Weldon LED courtesy light, red
- 9186-2301-20** Weldon LED courtesy light, amber
- 9186-8560-29** Weldon larger marker light, amber
- 9186-8580-29** Weldon LED turn/marker, amber
- 9186-2301-30** Weldon LED courtesy light, white
- 9186-23882-30** Weldon license plate/stepwell light



LITE-K1500A



9186-8560-29

Mini Warning Lights



Mini Warning Lights

Replace * with LED color

- RS*02ZCR** LIN3, Horizontal Mount, color LED, clear lens
- RSC02ZCR** LIN3, Horizontal Mount, White LED, clear lens
- RS*03ZCR** TIR3, Horizontal Mount, color LED, clear lens
- RSC03ZCR** TIR3, Horizontal Mount, White LED, clear lens
- RBKT1** Mounting bracket, for one TIR3/LIN3 lighthouse
- RBKT2** Mounting bracket, for two TIR3/LIN3 lighthouses (side by side)
- C-TIR3-2** Mounting bracket, for two TIR3/LIN3 lighthouses (one on top of the other)
- RFLANGCD** Optional chrome mounting flange, deep, TIR3/LIN3
- RFLANGEC** Optional chrome mounting flange, TIR3/LIN3
- LINZ6R** Super LED Lighthouse, Red 4"W x 2"H x 1 9/16"D. 69 flash patterns
- LINZ6C** Super LED Lighthouse, horizontal, white
- LINZ6FC** Flange mounting kit, chrome, deep, LINZ6
- VTX609*** Vertex Super LED Hideaway Light, w/9'cable-BLUE&CLEAR
- VTXFB** Vertex Super LED Flange, Black, Surface mount
- VTXFC** Vertex Super LED Flange, Chrome, Surface mount



RSC03ZCR



RBKT1



RBKT2



RFLANGCD



RFLANGEC

RSC02ZCR



LINZ6C





Warning Lights M Series

M6 Series Warning

Replace * with LED color or Lens color

- M6* Red, Blue, Amber, or White
- M6*C Red, Blue or Amber with clear lens
- M6FC Flange, chrome
- M6FB Flange, black
- M6FC600 Flange, chrome (adapts M6 to 600 series mtg.)

M7 Series Warning

- M7* Red, Blue, Amber or White
- M7*C Red, Blue or Amber with clear lens
- M7FC Flange, chrome
- M7FB Flange, black
- M7FC700 Flange, chrome (adapts M7 to 700 series mtg.)

M9 Series Warning

- M9* Red, Blue, Amber or White
- M9*C Red, Blue or Amber with clear lens
- M9FC Flange, chrome
- M9FB Flange, black
- M9FC900 Flange, chrome (adapts M9 to 900 series mtg.)



M6 Series Linear Super-LED Lighthouse
6 3/4"L x 4 5/16"H x 1 3/8"D



M7 Series Linear Super-LED Lighthouse
7 5/8"L x 3 3/8"H x 1 3/8"D



M9 Series Linear Super-LED Lighthouse
10 3/8"L x 6 1/2"H x 1 3/8"D

Warning Lights SurfaceMax



NEW - Whelen SurfaceMax Series SurfaceMax Series features full-fill optic and is backwards compatible with existing mounting, providing easy installation and a clean look. 100% solid state electronics. Hard coated lenses minimize environmental damage from the elements & cleaning chemicals. It is available in Warning, Brake/Tail/Turn, turn arrow, back-up, and scene models. Five year warranty. **Call for pricing.**

C6 SurfaceMax Series SLED

Replace * with LED color or Lens color

- C6L*** Warning, Red, Blue, Amber or White, internal flasher w/scan-lock & Hi/Low
- C6L*C** As above but with clear lens
- C6T** Amber turn signal, sequential chevron arrow
- C6BTT** LED Brake/Turn/Tail
- C6BUL** Back-Up light, minimum intensity
- C6FC** Optional chrome flange
- C6FB** Optional black flange

C7 SurfaceMax Series SLED

- C7L*** Warning, Red, Blue, Amber or White, internal flasher w/scan-lock & Hi/Low
- C7L*C** As above but with clear lens
- C7T** Amber turn signal, sequential chevron arrow
- C7BTT** LED Brake/Turn/Tail
- C7BUL** Back-Up light, minimum intensity
- C7FC** Optional chrome flange
- C7FB** Optional black flange
- CPT8R** Rear light pod for six C7 lightheads for Ford Transit Med. or High Roof

C9 SurfaceMax Series SLED

- C9L*** Warning, Red, Blue, Amber or White, internal flasher w/scan-lock & Hi/Low
- C9L*C** As above but with clear lens
- C9T** Amber turn signal, sequential chevron arrow
- C9BTT** LED Brake/Turn/Tail
- C9SL** Scenelight, includes chrome flange
- C9FC** Optional chrome flange
- C9FB** Optional black flange



C6T Sequential Chevron Arrow



C6BU Back-Up



C7 SurfaceMax



C9 SurfaceMax



O2 & Electrical



OA0002-4



OA0005-1



Ferno 521



OUTL-AAB

Oxygen & Suction

- OA0002-4 Oxygen cylinder wrench 7.68" long
- OA0003-1 Single oxygen cylinder cup for "D" & "E" cylinder sizes
- OA0005-1 Double oxygen cylinder cup for "D" & "E" cylinder sizes
- OA0006-1 Single oxygen cylinder clamp, to be used with OA0003-1 above attaches to wall
- OA0008-1 Double oxygen cylinder clamp, used with OA0005-1 above, attaches above
- STRA-02908 Strap for O2 tank neck, 15" black Dbl
- STRA-02036 Strap for O2 tank, 2"x44", w/ cam buckle
- 521 Ferno portable oxygen tank holder, "D" & "E" size
- QR-D-2 Zico portable O2 tank holder, strapless, D & Jumbo D size
- BRKT-02BLK Ratchet style O2 tank bracket
- REGU-04L O2 tank regulator, Amvex GR540, 90 degree elbow
- OUTL-AOB 3005 Amico oxygen wall outlet
- OUTL-AAB Amico oxygen outlet for medical air
- OUTL-AVB Amico suction wall outlet

Electrical

- THER-01A Analog thermostat
- THER-KDTCA03D Digital thermostat dual remote system
- TIME-01 Fifteen minute timer
- TIME-02 60 minute time
- CLOCK-05 12/24 hour clock w/ sweep second hand
- CLOCK-05I Illuminated model
- SSC42-275 InPower Amb. Disconnect
- RECT-02 Bridge rectifier through hole mount



THER-01A



TIME-01



CLOCK-05



Your New England Dealer for AEV Ambulances & Remounts



~Notes~



WHELEN

AEVE

12 Industrial Park Road
Rumford, Maine 04276
800-894-7788 Parts: 888-870-7278

