



2026

FLAGLER COUNTY FAIR  
& YOUTH SHOW  
**RABBIT RECORD BOOK**

Exhibitor Name \_\_\_\_\_

Exhibitor Date of Birth \_\_\_\_/\_\_\_\_/\_\_\_\_ Age as of (9/1/25) \_\_\_\_\_

Age Division (circle **one**)    Peewee (5 thru 7)    Junior (8 thru 10)  
Intermediate (11-13)

Club (circle **one**)                      4-H                      FFA

Club Name \_\_\_\_\_

Score: \_\_\_\_\_ Place: \_\_\_\_\_

## Record Book Requirements and Scoring

\*\*Please know scoring is subjective due to the nature of this book\*\*

Item	Points Possible	Points Earned
Exhibitor Information	4	
Project Page, Certification Statement, Drug Statement	5	
Project Animal Inventory (page 4)	6	
Project Inventory (page 5)	6	
Non-Feed Expenses (page 6)	10	
Feed Expenses (page 7)	10	
Health & Veterinary Record, Remarks & Incidents (page 8)	5	
Body Parts (page 10)	15	
Dot to Dot (page 11)	5	
Sponsor Income & Other Income – Sale, Show Premiums & Add-ons (page 12)	7	
Pictures (pages 13,14,15)	9	
Copy of Buyers Letter	10	
Neatness, Legibility and Thoroughness Writing must be age appropriate(no printing)	8	
Total Score	100	/100

## Project Agreement

Exhibitor Name: \_\_\_\_\_

Address: \_\_\_\_\_

Phone: \_\_\_\_\_

E-mail: \_\_\_\_\_

### Certification Statements

I hereby certify that as the exhibitor of this project, I have been personally responsible for the care of this animal. I have personally kept records on this project, and I have personally completed this record book.

\_\_\_\_\_  
Exhibitor Signature and Date

I/We, the parent(s)/guardian(s), certify that our son/daughter has completed this project, with our encouragement and assistance, has completed this record book, and will comply with all of the rules and regulations of this show.

\_\_\_\_\_  
Parent/Guardian Signature and Date

This exhibitor is a current and active member in good standing with the \_\_\_\_\_  
\_\_\_\_\_ 4H Club or the \_\_\_\_\_ FFA Chapter.

\_\_\_\_\_  
Club Leader/Advisor Signature and Date

### Drug Statement

This is to acknowledge that I have been advised that the presence of any drug, antibiotic, or biological residue in my market animal at slaughter will result in the condemnation of the carcass and forfeiture of all sale proceeds and premiums. I hereby certify that any drug, antibiotic, or biological residue which may have been administered by myself, or any person, was done so in strict compliance with the manufacturer's label requirements or as prescribed by a veterinarian.

\_\_\_\_\_  
Exhibitor Signature

\_\_\_\_\_  
Parent/Guardian Signature

## Project Animal Inventory

**Rabbit:** List the rabbit you started your project with.

**Terms:**

**Animal Description-** This could be the names of your rabbit or numbers from another type of identification such as a banding or tattoo.

**Breed-** Include any identifying information such as breed, color and size.

**Sex-** This should be listed as buck or doe for the rabbits.

**Date Acquired or Date of birth-** The date you took ownership or the birth date of the animal.

**Indicate if kept, Sold or Died-** This represents the current status of your stock at the end of your project.

Animal Description	Breed	Sex	Date Acquired/DOB	Kept, Sold or Died

## Project Inventory

List all equipment and assets you purchased for this years' project. **List only those items you will keep past the end of your project.** Do not list expendable items such as feed, shampoo, or baby wipes.

<b>Item Description</b>	<b>Date Acquired</b>	<b>Purchase cost</b>
	<b>Page Total:</b>	\$

### Non-Feed Expenses

List non-feed expenses (everything you spend money on that you will **NOT** have at the end of this project). This should **NOT** include feed. This may include entry fees, vet expenses, bedding, transportation, postage, advertising/marketing costs, clipping or trimming, registration fees, plaques and medications.

Date	Description	Total Cost
	Total:	\$

Feed Expenses

Using the examples below, enter your feed data per month in the table. You may add additional pages.

Month	Pounds of roughage, grain & Supplements	Description of roughage, grain or supplements with %	Monthly totals
December 2025 example	50 lbs	18% rabbit	\$18.00
January 2026 example	100 lbs split between 2 brother	18% breeder rabbit	$\$36.00 \div 2 = \$18.00$
Totals:	#		\$

Health Record

The Health Record includes all health-related activities (vet services, de-worming, medicated feeds with withdrawal times, and vaccinations). You should include the animal treated, what treatment was used, how it was administered, and the purpose of the treatment. If you did none of the above mentioned please note accordingly.

Dates of Treatment	Type of Treatment	Purpose of Treatment	Dosage	Withdrawal Time
Notes:				



1) How much do you need to sell this market animal/meat pen for in order to “breakeven”?

---

2) Name one way you could reduce expenses and increase income as you look forward to next year’s market project?

---

---

---

**Market Questions continued:**

3. What rabbit brand of feed do you use, and why?



---

---

---

---

4. Select one of the nutrients in your animal’s feed and explain why it is important to your market rabbit’s health.

---

---

---

---

4. List (3) three ways you plan on marketing your market rabbit project(s)?

---

---

---

---

6. Name (2) two physical characteristics you look for in a market rabbit and why.

---

---

---

## Activity 1: Labeling Rabbit Body Parts Worksheet

Forehead  
Hindflank  
Forequarter  
Forefoot


Muzzle  
Foreflank  
Dewlap  
Claws

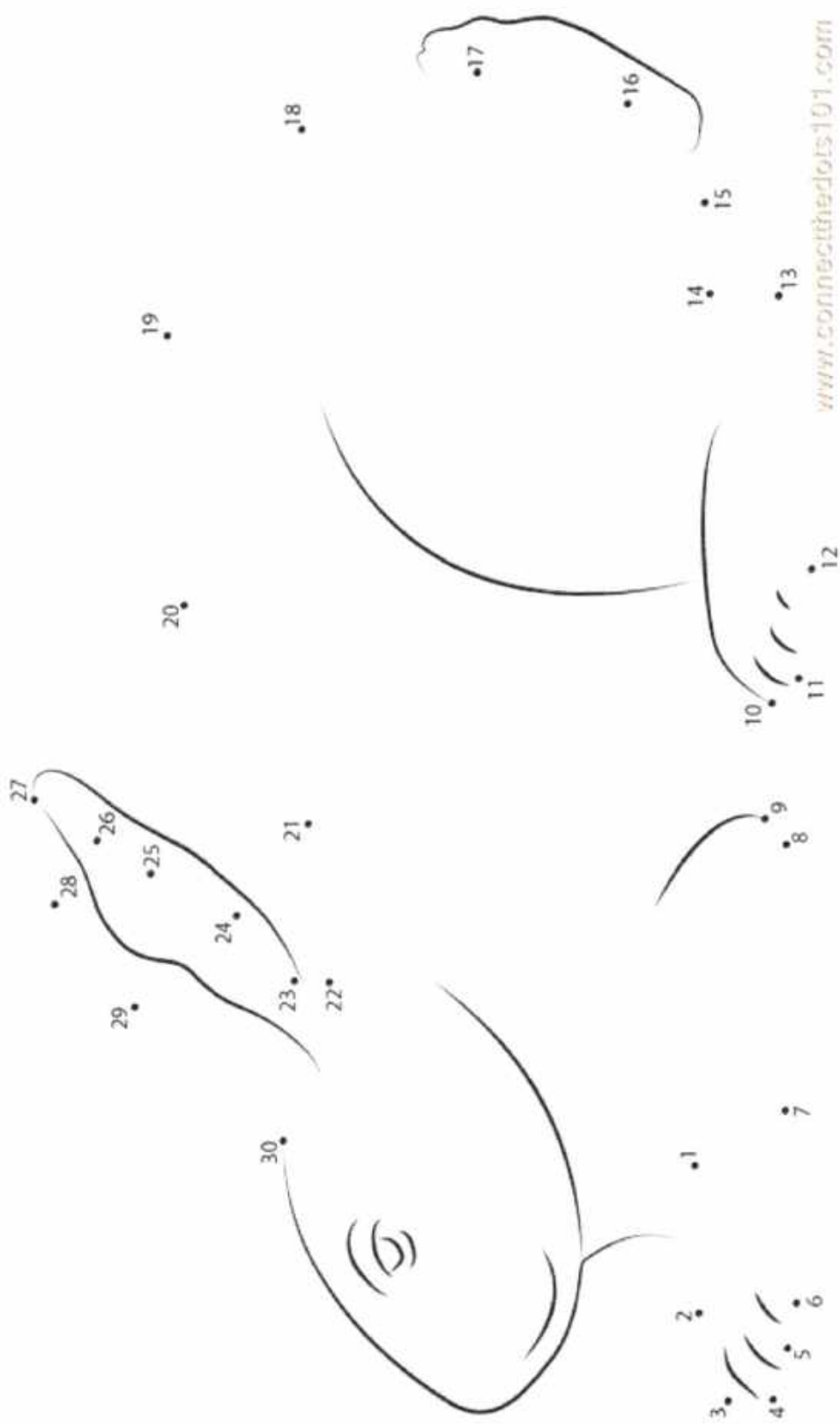
Hind leg  
Chest  
Foreleg  
Rib  
Hindquarter

Belly  
Nose  
Hind foot  
Hock  
Neck

Shoulder  
Loin  
Hip  
Tail  
Nape

Rump  
Leg  
Eye  
Ear  
Throat





## Project Enterprise Summary

## Other Income

List income from your project, such as premiums from jackpot shows, fairs, sales, add-ons or other monies earned. If you have no other income from your project, then enter zero.

Date	Description	Total
Total		

## Sponsor Income

List income from sponsors in the chart below. If you do not receive financial (money) support from a sponsor, then enter zero.

Date	Description	Total
Total		


## Sponsor Donations

List donations of supplies, transportation, equipment and other items below.

Date	Description

## Project Photographs

Include at least 3 pictures with you and you project animal; beginning, middle and end of your project. Photos should be 3"x5" or 4"x6". Make sure they are attached neatly and securely. In the space below the picture write a caption. Each caption should include the date, description in full sentences and skill learned at time of picture.



Date: \_\_\_\_\_

---

---

---

---

---

---

---


---

---

---

## Project Photographs

Include at least 3 pictures with you and you project animal; beginning, middle and end of your project. Photos should be 3"x5" or 4"x6". Make sure they are attached neatly and securely. In the space below the picture write a caption. Each caption should include the date, description in full sentences and skill learned at time of picture.



Date: \_\_\_\_\_

---

---

---

---

---

---

---


---

---

---

## Project Photographs

Include at least 3 pictures with you and you project animal; beginning, middle and end of your project. Photos should be 3"x5" or 4"x6". Make sure they are attached neatly and securely. In the space below the picture write a caption. Each caption should include the date, description in full sentences and skill learned at time of picture.



Date: \_\_\_\_\_

---

---

---

---

---

---

---

---

---

---

Name: \_\_\_\_\_



### For 4-H Exhibitors Only: (Cloverbud/PeeWee)

The following pages must be completed by all 4-H pullet exhibitors ages 5-7 (as of September 1, 2025).

In order to receive 4-H Project Pins and Participation Awards at the End of Year Banquet 4-H Banquet, exhibitors must submit a completed Flagler County Fair Record Book and complete the following pages.

These pages will not be scored, but the judge will leave comments and feedback.

## Rabbit Project

My name is: \_\_\_\_\_

I am \_\_\_\_ years old and I am in the \_\_\_\_ grade.

I belong to the \_\_\_\_\_ 4-H Club.

Answer the questions below by putting checks in the boxes.				
Did you learn how to say the 4-H Pledge?	Yes		No	
Did you thank your club leaders?	Yes		No	
Did you participate in community service?	Yes		No	
Did you do a demonstration at a 4-H club meeting?	Yes		No	



My favorite part of my rabbit project was...

---

---

---

---

---

This year I learned to...

---

---

---

---

---

Next year I want to learn about...

---


---

---

---

---

In the space below, draw a photo of your rabbit project.



Tell us about your rabbit...

---

---

---


**For 4-H Exhibitors Only ( Intermediate, Junior, Senior) :**

**THE FOLLOWING PAGES MUST BE COMPLETED TO RECEIVE 4-H RECOGNITION FOR YOUR FLAGLER COUNTY FAIR PROJECT.** *If showing multiple animals, you must complete a project story for each to receive credit.*

Exhibitor's Name: \_\_\_\_\_

Project: (circle one)   Heifer   Steer   Swine   Wether   Rabbit   Pullets

Age as of Sept. 1, 2025: \_\_\_\_\_ Years in Project (including this year): \_\_\_\_\_

Name of your 4-H Club: \_\_\_\_\_

Please answer the questions below honestly. This will not affect your project score.

This project year did you....				
Participate in community service with your 4-H Club?	Yes		No	
Do a demonstration at a 4-H Club meeting?	Yes		No	
Learn something new about your project?	Yes		No	
Learn any new life skills throughout your project?	Yes		No	



## For 4-H Exhibitors Only:

### Project Story

Create a story of your project experiences. In your story, try to answer the following questions:

*Your project story may be typed or neatly handwritten on a separate page. It should answer the questions below and will be graded on neatness, completeness, and evidence of work.*

### JUNIOR AND INTERMEDIATE EXHIBITORS

- What new thing(s) did you learn about your project?
- What problems did you have and how did you overcome them?
- What did you accomplish in this project that makes you proud?
- How did your leader and other adults help you?
- Name three things you would like to improve on for next year.

### SENIOR EXHIBITORS

#### Project Experiences:

- What new thing(s) did you learn about your project?
- Did you meet your goals? What plans or goals do you have for next year?
- What problems did you have and how did you overcome them?
- What were your accomplishments?
- How did your leader and other adults help you?

#### Leadership and Citizenship:

- What leadership roles did you hold this year in 4-H?
- What did you achieve in those roles?
- How were you involved in community service activities?
- What did you gain from your service to others?

#### Life Skills and Future Plans:

- Discuss three life skills you have acquired from this project and how they will benefit you in other areas of your life.
- What are your future plans for this project, 4-H, and beyond?



### For 4-H Exhibitors Only:

Think back on your past year in this 4-H project. Listed below are some skills that you may have developed as a result of your involvement. In the columns to the left, rate yourself on these skills at the beginning of the year, and in the column on the right, rate your skills now (end of the 4-H year).

	At the beginning of this 4-H project, did I...				NOW... at the end of this 4-H project, do I...			
Know how to set attainable goals	No	Sometimes	Usually	Yes	No	Sometimes	Usually	Yes
Plan how to use my financial resources	No	Sometimes	Usually	Yes	No	Sometimes	Usually	Yes
Use my time wisely	No	Sometimes	Usually	Yes	No	Sometimes	Usually	Yes
Accept responsibility for a project	No	Sometimes	Usually	Yes	No	Sometimes	Usually	Yes
Avoid risky behaviors	No	Sometimes	Usually	Yes	No	Sometimes	Usually	Yes
Understand the importance of following through on commitments	No	Sometimes	Usually	Yes	No	Sometimes	Usually	Yes