

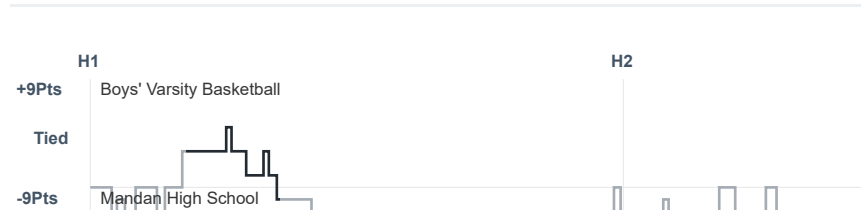
Box Score Report

LHS vs Mandan - Jan 10, 2020 - L 51-58

Period Stats

Team	1	2	Final
LHS	28	23	51
MHS	30	28	58

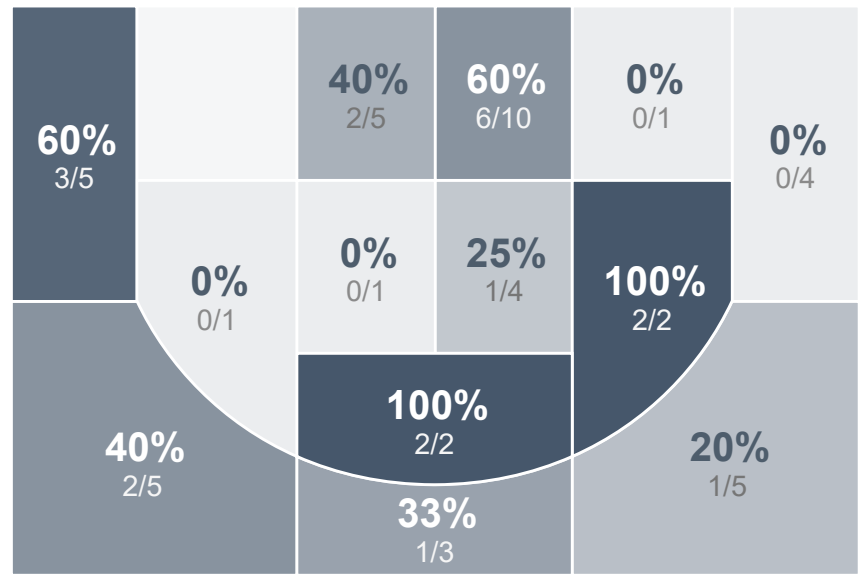
Run Graph



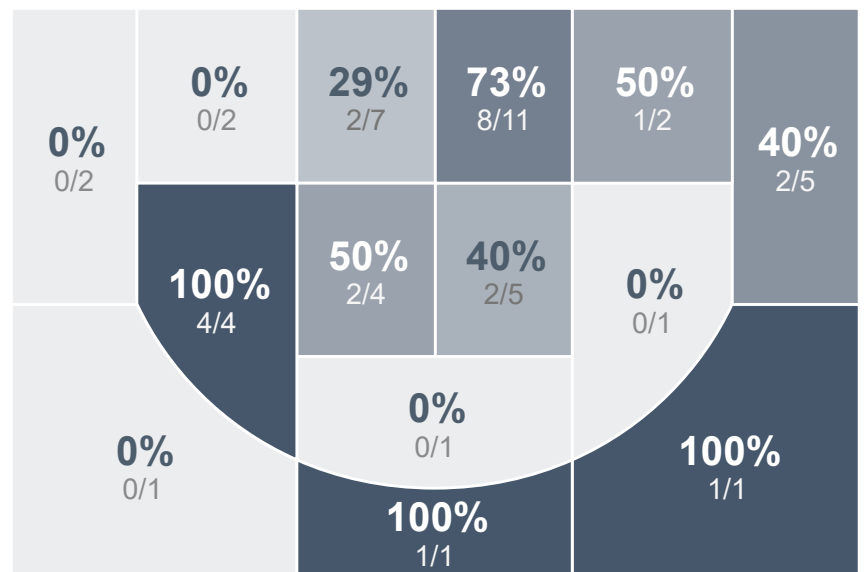
Team Stats

	LHS	MHS
Field Goal %	41.7%	48.9%
Effective Field Goal %	49.0%	53.2%
2FG Made/Attempted	13/26	19/37
2FG%	50.0%	51.4%
3FG Made/Attempted	7/22	4/10
3FG%	31.8%	40.0%
FT Made/Attempted	4/13	8/14
Free Throw Percentage	30.8%	57.1%
Points Per Possession	0.88	0.97
Transition Points	13	2
Points Off Turnovers	10	11
Second Chance Points	7	5
Points in the Paint	18	28
Offensive Rebounds	10	7
Defense Rebounds	18	23
Assists	13	14
Deflections	3	8
Steals	5	5
Blocks	1	3
Turnovers	14	13
Personal Fouls	17	17
Charges Taken	0	0

Boys' Varsity Basketball



Mandan High School



Boys' Varsity Basketball's Player Stats

Name	Pts	FG	3FG	FT	+/-	MINS	OREB	DREB	AST	DEFL	STL	BLK	TO	FOUL	CHG
🟡 Unknown Athlete	0	0/0	0/0	0/0	-	-	0	1	1	0	0	0	0	0	0
#3 Keagen Woodbury	7	3/10	0/4	1/3	-3	35	1	2	5	1	2	1	3	2	0
#4 Rhett Clements	19	8/14	3/5	0/4	-3	36	1	4	1	0	1	0	1	4	0
#5 Jace Nordsvan	5	1/1	1/1	2/4	+7	17	2	1	1	0	1	0	3	1	0
#12 Ben Patton	0	0/4	0/1	0/0	-10	11	0	0	0	0	0	0	0	1	0
#13 Joey Buzalsky	1	0/2	0/1	1/2	-3	25	0	1	2	1	0	0	1	0	0
#22 Lucas Weigel	0	0/2	0/1	0/0	-9	9	1	1	0	0	0	0	0	0	0
#24 Logan Wetzel	10	4/8	2/6	0/0	-3	35	1	4	3	0	1	0	0	0	0
#33 Sam Link	2	1/1	0/0	0/0	-1	7	0	0	0	1	0	0	0	4	0
#35 Zander Albers	7	3/6	1/3	0/0	-10	20	2	3	0	0	0	0	4	5	0

Mandan High School's Player Stats

Name	Pts	FG	3FG	FT	+/-	MINS	OREB	DREB	AST	DEFL	STL	BLK	TO	FOUL	CHG
#2 Jaxton Wiest	9	3/8	1/2	2/2	+3	33	2	4	3	1	0	0	2	2	0
#3 Dane Carlson	5	2/2	1/1	0/0	-1	12	0	0	1	0	1	0	1	3	0
#5 Tyler Thilmony	8	2/5	1/2	3/4	+6	27	0	4	0	3	1	0	2	2	0
#13 Jayce Lowman	11	5/12	1/3	0/0	+1	29	0	2	2	1	0	0	2	1	0
#14 Dontae Maloney	2	1/4	0/1	0/1	+1	23	2	3	1	1	1	2	1	1	0
#22 Aaron Riopelle	4	2/3	0/0	0/2	+4	19	0	2	0	1	1	0	0	1	0
#23 Jacob Pierce	2	1/1	0/0	0/0	+14	19	0	1	1	1	1	0	2	2	0
#32 Elijah Klein	17	7/12	0/1	3/5	+7	33	1	6	6	0	0	1	3	5	0