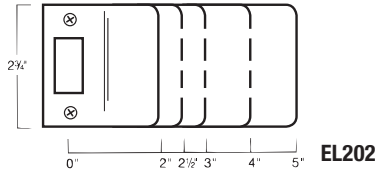


2-3/4" EXTENDED LIP STRIKES

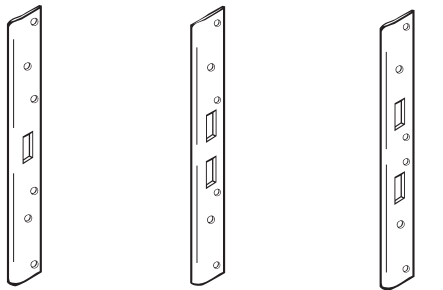
- For use where strike holes are inset into the jamb
- Constructed of 13 gauge material
- Brass plated



MFG #	SIZE	EZ #
EL202BP	2-3/4" x 2"	003162
EL225BP	2-3/4" x 2-1/2"	003165
EL203BP	2-3/4" x 3"	027712
EL205BP	2-3/4" x 5"	027711

LONG STRIKES

- Designed to work with key-in-knobs or deadbolts
- Constructed of 13 gauge steel



AST21341

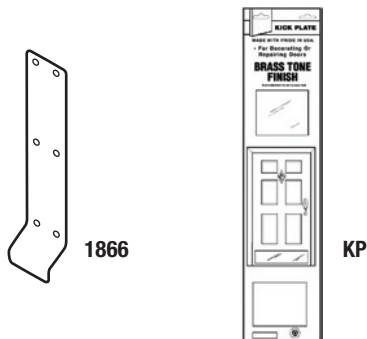
AST21342

AST21346

MFG #	SIZE	FINISH	EZ #
SINGLE HOLE; TO WORK WITH KEY-IN-KNOB OR DEADBOLT			
FL208WBP	8" x 1-3/4"	Brass Plated	027850
FL208WSL	8" x 1-3/4"	Silver Plated	027844
FL212WBP	12" x 1-3/4"	Brass Plated	003171
FL212WSL	12" x 1-3/4"	Silver Plated	027847
AST21341BP	18" x 1-3/4"	Brass Plated	026250
DOUBLE HOLE; TO ACCOMMODATE 3-5/8" & 4" CENTRES			
FL212W4BP	12" x 1-3/4"	Brass Plated	027846
FL212W4SL	12" x 1-3/4"	Silver Plated	027845
AST21342BP	18" x 1-3/4"	Brass Plated	026251
DOUBLE HOLE; TO ACCOMMODATE 5-1/2" & 6" CENTRES			
FL212W6BP	12" x 1-3/4"	Brass Plated	027859
AST21346BP	18" x 1-3/4"	Brass Plated	003145
AST21346SL	18" x 1-3/4"	Silver Plated	084880



PUSH/PULL PLATE & KICK PLATES



1866

KP

1866

- Constructed of 11 gauge stainless steel
- Projection: 1-1/4"
- ANSI A156.6 J303

KP

- Packaging includes an outer corrugation that protects the kick plate and allows it to be hung for display or stacked

MFG #	SIZE	FINISH	EZ #
1866 630	3-1/2" x 15-3/4"	Stainless Steel	101979
KP634 630	6" x 34"	Satin Stainless	100384

FLOOR STOPS



GSH200



GSH201



GSH218



GSH281

GSH200 C26D: LOW PROFILE DOOR STOP

- Material: Cast
- Size: 1-3/4"D x 1-1/8"H

GSH201: DOOR STOP RISER

- Material: Cast
- Raises GSH200 or GSH218 higher for larger door gaps

GSH218 C3: STANDARD PROFILE DOOR STOP

- Material: Cast
- Size: 1-3/4"D x 1-3/8"H

GSH281: STANDARD PROFILE

- Heavy duty floor stop made of cast brass or bronze
- Size: 2 3/4"H x 2 5/8"L x 1 5/8"W
- Machine bolts with shields supplied

MFG #	FINISH	RISE	EZ #
GSH200C26D	Brushed Chrome	1/8"	035537
GSH201C26D	Brushed Chrome	1/2"	083961
GSH218C3	Polished Brass	3/8"	035538
GSH218C26D	Brushed Chrome	3/8"	035539
GSH281C26D	Brushed Chrome	2 3/4"	035543

DOOR PULLS & PLATES



4009



4609



80A



81A

4009: PULL HANDLE

- Projection: 1-1/2"
- Centre: 9"
- Material: 3/4"D

80A & 81A: PROTECTIVE PLATES

- .050 thickness for 80A & 81A plates
- Fastening: Screw type mounting supplied with oval undercut head sheet metal screws standard, all holes countresunk
- Beveling: All push plates supplied beveled four sides standard
- 80A packed individually in a cardboard box to protect while shipping

MFG #	TYPE	FINISH	SIZE	EZ #
4009 1C28	Round Pull	Aluminum	9"	035546
4009 1C3	Round Pull	Polished Brass	9"	035545
4009 1C32D	Round Pull	Satin Stainless	9"	035547
4609 1C28	Pull & Plate	Aluminum	3-1/2" x 15"	087368
80A8X34C32D	Kick Plate	Satin Stainless	8" x 34"	088157
81A4X16C28	Push Plate	Aluminum	4" x 16"	036910
81A4X16C3	Push Plate	Polished Brass	4" x 16"	035548
81A4X16C32D	Push Plate	Satin Stainless	4 x 16"	036911

G