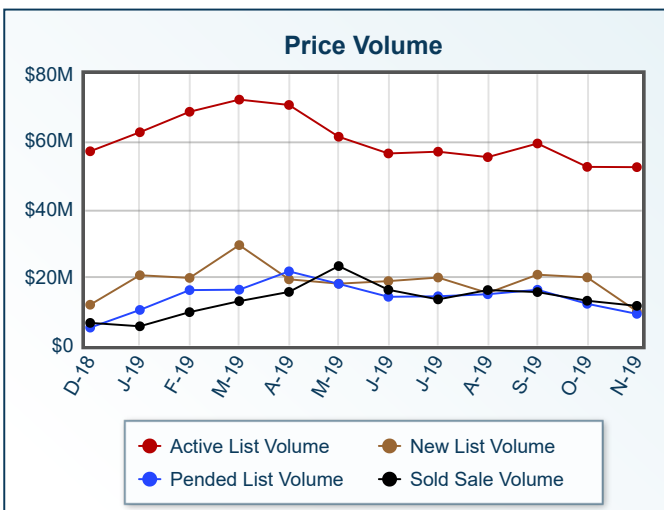
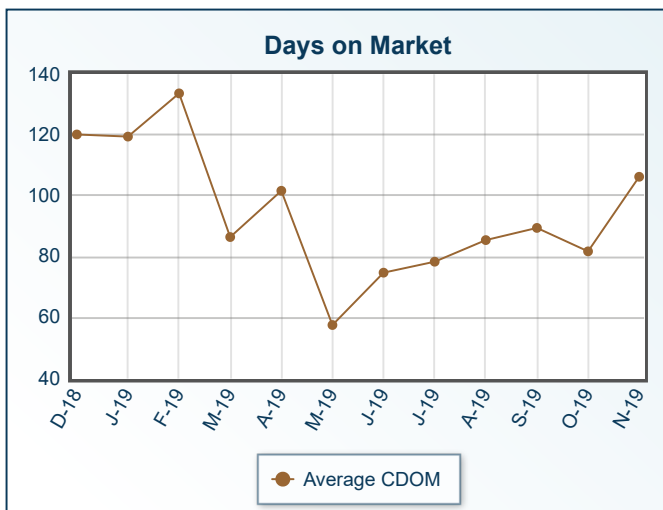
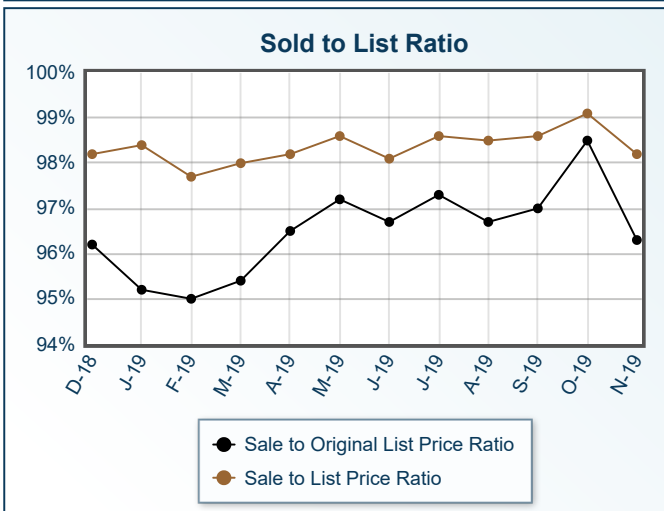
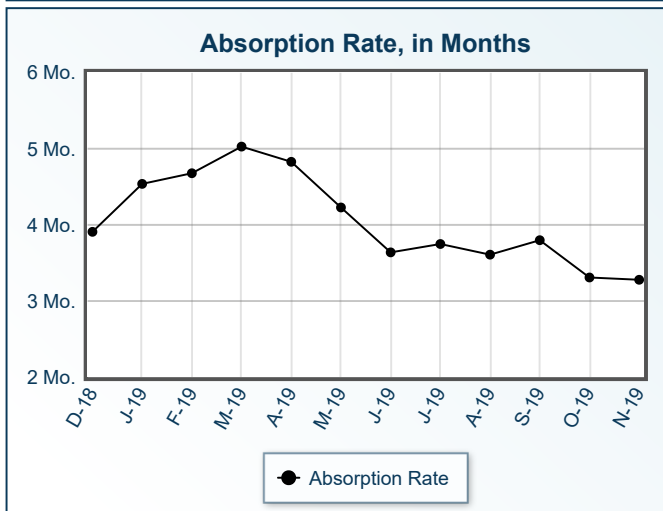
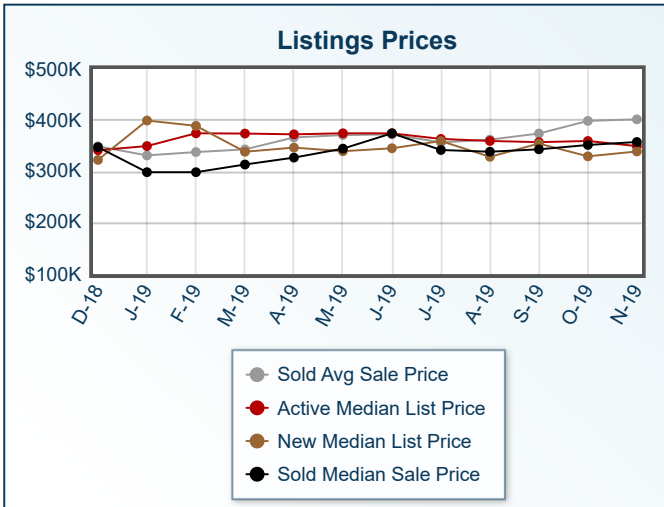
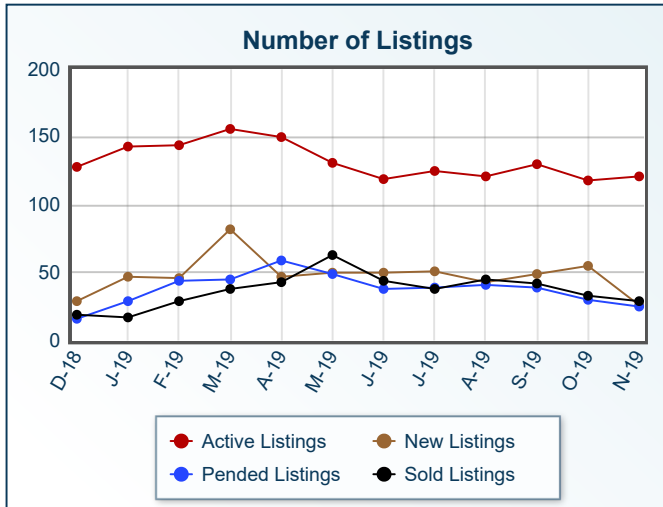


Market Summary

VERRADO Residential, November 2019



 **HOMESMART**
Real Estate Made Easy.

Rick Seiler REALTOR®



808-874-3100

Rick@HomeInVerrado.com

www.HomeInVerrado.com

Summary Statistics						
	Nov-19	Nov-18	% Chg	2019 YTD	2018 YTD	% Chg
Absorption Rate	3.28	3.82	-14.14	4.06	3.88	4.64
Average List Price	\$434,556	\$454,638	-4.42	\$401,678	\$384,775	4.39
Median List Price	\$350,000	\$345,000	1.45	\$349,250	\$334,498	4.41
Average Sale Price	\$402,236	\$374,622	7.37	\$367,104	\$351,068	4.57
Median Sale Price	\$357,990	\$332,000	7.83	\$340,000	\$328,551	3.48
Average CDOM	106	85	24.71	83	86	-3.49
Median CDOM	62	60	3.33	60	67	-10.45

Sold Listings	This Month			Year to Date		
	2019	2018	% Chg	2019	2018	% Chg
	0-29,999	0	0	0.0	0	0
30,000-39,999	0	0	0.0	0	0	0.0
40,000-49,999	0	0	0.0	0	0	0.0
50,000-59,999	0	0	0.0	0	0	0.0
60,000-69,999	0	0	0.0	0	0	0.0
70,000-79,999	0	0	0.0	0	0	0.0
80,000-89,999	0	0	0.0	0	0	0.0
90,000-99,999	0	0	0.0	0	0	0.0
100,000-119,999	0	0	0.0	0	0	0.0
120,000-139,999	0	0	0.0	0	0	0.0
140,000-159,999	0	0	0.0	0	0	0.0
160,000-179,999	0	0	0.0	0	0	0.0
180,000-199,999	0	0	0.0	0	1	-100.0
200,000-249,999	3	1	200.0	26	17	52.9
250,000-299,999	3	11	-72.7	106	106	0.0
300,000-399,999	14	12	16.7	178	155	14.8
400,000-499,999	6	5	20.0	67	61	9.8
500,000-549,999	0	0	0.0	11	6	83.3
550,000-749,999	1	2	-50.0	26	10	160.0
750,000-999,999	1	1	0.0	5	2	150.0
1,000,000-1,249,999	0	0	0.0	1	1	0.0
1,250,000-1,499,999	1	0	N/A	1	0	N/A
1,500,000-1,999,999	0	0	0.0	0	0	0.0
2,000,000-2,999,999	0	0	0.0	0	0	0.0
3,000,000+	0	0	0.0	0	0	0.0
Totals	29	32	-9.4	421	359	17.3

Pending Listings	This Month			Year to Date		
	2019	2018	% Chg	2019	2018	% Chg
	0-29,999	0	0	0.0	0	0
30,000-39,999	0	0	0.0	0	0	0.0
40,000-49,999	0	0	0.0	0	0	0.0
50,000-59,999	0	0	0.0	0	0	0.0
60,000-69,999	0	0	0.0	0	0	0.0
70,000-79,999	0	0	0.0	0	0	0.0
80,000-89,999	0	0	0.0	0	0	0.0
90,000-99,999	0	0	0.0	0	0	0.0
100,000-119,999	0	0	0.0	0	0	0.0
120,000-139,999	0	0	0.0	0	0	0.0
140,000-159,999	0	0	0.0	0	0	0.0
160,000-179,999	0	0	0.0	0	0	0.0
180,000-199,999	0	0	0.0	0	1	-100.0
200,000-249,999	1	0	N/A	25	18	38.9
250,000-299,999	8	5	60.0	107	104	2.9
300,000-399,999	10	12	-16.7	184	148	24.3
400,000-499,999	4	6	-33.3	75	58	29.3
500,000-549,999	0	0	0.0	10	8	25.0
550,000-749,999	1	0	N/A	27	12	125.0
750,000-999,999	1	0	N/A	7	3	133.3
1,000,000-1,249,999	0	0	0.0	1	1	0.0
1,250,000-1,499,999	0	0	0.0	2	0	N/A
1,500,000-1,999,999	0	0	0.0	0	0	0.0
2,000,000-2,999,999	0	0	0.0	0	0	0.0
3,000,000+	0	0	0.0	0	0	0.0
Totals	25	23	8.7	438	353	24.1



Rick Seiler REALTOR®

808-874-3100

Rick@HomeInVerrado.com

www.HomeInVerrado.com

Active Listings	This Month			Year to Date			New Listings	This Month			Year to Date		
	2019	2018	% Chg	2019	2018	% Chg		2019	2018	% Chg	2019	2018	% Chg
	0-29,999	0	0	0.0	0	0		0.0	0-29,999	0	0	0.0	0
30,000-39,999	0	0	0.0	0	0	0.0	30,000-39,999	0	0	0.0	0	0	0.0
40,000-49,999	0	0	0.0	0	0	0.0	40,000-49,999	0	0	0.0	0	0	0.0
50,000-59,999	0	0	0.0	0	0	0.0	50,000-59,999	0	0	0.0	0	0	0.0
60,000-69,999	0	0	0.0	0	0	0.0	60,000-69,999	0	0	0.0	0	0	0.0
70,000-79,999	0	0	0.0	0	0	0.0	70,000-79,999	0	0	0.0	0	0	0.0
80,000-89,999	0	0	0.0	0	0	0.0	80,000-89,999	0	0	0.0	0	0	0.0
90,000-99,999	0	0	0.0	0	0	0.0	90,000-99,999	0	0	0.0	0	0	0.0
100,000-119,999	0	0	0.0	0	0	0.0	100,000-119,999	0	0	0.0	0	0	0.0
120,000-139,999	0	0	0.0	0	0	0.0	120,000-139,999	0	0	0.0	0	0	0.0
140,000-159,999	0	0	0.0	0	0	0.0	140,000-159,999	0	0	0.0	0	0	0.0
160,000-179,999	0	0	0.0	0	0	0.0	160,000-179,999	0	0	0.0	0	0	0.0
180,000-199,999	0	0	0.0	0	1	-100.0	180,000-199,999	0	0	0.0	0	1	-100.0
200,000-249,999	3	7	-57.1	30	31	-3.2	200,000-249,999	2	3	-33.3	23	23	0.0
250,000-299,999	21	34	-38.2	145	170	-14.7	250,000-299,999	5	8	-37.5	110	141	-22.0
300,000-399,999	63	38	65.8	306	235	30.2	300,000-399,999	12	16	-25.0	260	190	36.8
400,000-499,999	17	22	-22.7	115	98	17.3	400,000-499,999	4	5	-20.0	96	79	21.5
500,000-549,999	0	2	-100.0	11	13	-15.4	500,000-549,999	0	3	-100.0	8	8	0.0
550,000-749,999	6	7	-14.3	38	28	35.7	550,000-749,999	1	2	-50.0	32	20	60.0
750,000-999,999	5	6	-16.7	16	9	77.8	750,000-999,999	2	2	0.0	9	8	12.5
1,000,000-1,249,999	2	2	0.0	4	5	-20.0	1,000,000-1,249,999	0	0	0.0	2	1	100.0
1,250,000-1,499,999	3	2	50.0	6	2	200.0	1,250,000-1,499,999	0	0	0.0	4	2	100.0
1,500,000-1,999,999	1	1	0.0	2	1	100.0	1,500,000-1,999,999	0	0	0.0	1	0	N/A
2,000,000-2,999,999	0	2	-100.0	3	3	0.0	2,000,000-2,999,999	0	0	0.0	1	1	0.0
3,000,000+	0	0	0.0	0	0	0.0	3,000,000+	0	0	0.0	0	0	0.0
Totals	121	123	-1.6	676	596	13.4	Totals	26	39	-33.3	546	474	15.2

Prepared by Ricardo Seiler,
Rick Seiler

*All information should be verified by the recipient and none is guaranteed as accurate by ARMLS.
DND2 (D o N o t D isplay or D isclose) - the data in fields marked with DND2 is confidential, for agent use only, and may not be shared with
customers or clients in any manner whatsoever.*

12/01/2019
8:32 AM

© 2019 ARMLS
and FBS.
DMCA



Rick Seiler REALTOR®

808-874-3100

Rick@HomeInVerrado.com

www.HomeInVerrado.com