



Painting With Light Tools and Techniques — Brian Loflin

Put simply, painting with light is a technique by which a subject at night or low light levels is evenly illuminated by electronic flash in lieu of the sun. The technique calls for a series of evenly spread, evenly intense swaths of light from an electronic flash (painting) during a single, long opening of the camera shutter.

Secondary to the painting, portions of the subject may be lit by secondary light sources such as building lights or even additional electronic flashes, all synchronized to make an exposure during the single opening of the shutter. In some cases, multiple exposures can be made and combined in post-production.

BABYLON



In this image there are two sources of light: the structure lighting and sign from the nightclub building, and multiple flashes from electronic flash. The shutter was open here for 30 seconds. While the shutter was open, I moved around the car, flashing it as many as ten times within the 30 second period.

CAMPING



In this photo three light sources are used: the first is the campfire itself, the second is a electronic flash inside the tent, and the last is an electronic flash on the ground behind the camper to separate her from the dark background. The exposure was several seconds as you can tell by the movement of the flames and during this period the two flashes were fired remotely.

So, you can see the technique is not so complicated. All you must do is previsualize where light is needed and put it there all during one single, long exposure. The exposure is long so that multiple flashes may be fired at the correct intensity during the opening of the shutter. It is simple to assign thirty seconds to the shutter opening because most cameras have thirty seconds on the shutter speed dial. On some occasions, a longer period may be required. In those cases the shutter speed must be selected to “Bulb” or “Time” and a remote shutter release must be used. The basic kit includes the camera with a wide angle or short zoom lens, a tripod and remote shutter release.



Gary's Barn Light Painting Workshop

Saturday October 19 at 4:30 PM



This is a workshop that will be fun and rewarding regardless of your skill level.

Transform this big red barn into a glowing masterpiece image at night with electronic flash! Add a tractor in the doorway and voila – a light painted work of photographic art.

Everyone can do it. All equipment and lighting will be furnished. All you need is your digital camera, a medium focal length lens and a tripod. All instructions will be provided, and everyone will go home with good keepers.



Plan on joining this members-only event. The event will start at 4:30 PM for hamburgers and “fixins”. The club will furnish all food and beverages. The photography will begin about 7:45 PM.



ASC Instruction Photo Walk – Brian Loflin

On Saturday, September 14, a group ASC club members met at the historic Austin Motel on South Congress for a morning of instructional photography led by Brian Loflin. The purpose of the photo walk was to provide a deeper dive into the details of proper camera exposure and composition. This was a good opportunity for review in addition for newer digital photographers.

The morning started with a definition of how digital cameras interpret the tone values of a scene and translate that into the tones of the exposed file. Brian explained the effect of mid-tone values and how the reflectivity of a subject can affect the correct exposure of a scene. He then discussed the use of a gray card and the use of a mid-tone object in the scene as a substitute.



An example of a proper digital exposure. There are details in the highlights and in the shadow ends of the exposure with neither compromised. This exposure was accomplished by using the mid-tone asphalt street as the basic exposure.

Brian next discussed equivalent exposures through the use of moving vehicles with slow shutter speeds and fast shutter speeds.



A moving car at 1/1000 second (above). Notice the spokes of the wheels. The car (below) was exposed at 1/50 second. Notice the wheels. The exposures of the two images are the same Exposure Value even though the shutter speeds are four and a half stops apart. It was reached by using two different shutter speeds and varying the aperture by the same amount. Notice the tone values of the building are the same. Here the only difference is the demonstration of movement by variations in shutter speed.



Then Brian demonstrated how to make shadows dark in the frame as they should be.



The above image was made using an accurate mid-tone exposure. All the resulting tone values fall where they should. The shadow is black, the sidewalk mid tone and the legs in silhouette. Notice the highlights in the black pebbled surface under the feet.

Following the exposure practice, the group were led to make compositional images of various found objects along the walk.



A club member practices compositional skills on an agave along the photo walk.

Finally, at 11:00 AM the participants had lunch at Guero's on SoCo. And the group adjourned from there.





September Assignment Photos – *Threes*



Dennis Ellis



John Davis




Therese Beck



Mike Stys



Clarence Ranzau



Clarence Ranzau




Mike Stys



Barbara Hunley



Therese Beck



John Davis



Pete Holland



Dennis Ellis

September Photos – *General*



Jill McLain



Brian Loflin



Jill McLain



Barbara Hunley



Brian Loflin



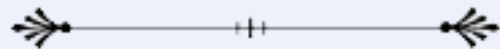
Pete Holland

Jennifer Leigh Warner – Speaker for November!

The presenter for November will be Jennifer Leigh Warner, an award winning, published, wildlife, landscape and conservation photographer living in San Antonio and specializing in creating meaningful images that conveys a message of hope for the natural world.

Her passion for wildlife photography began at a very young age and with a degree in Communications and Photography from the Edward R. Murrow School of Communication at Washington State University she began pursuing a full-time career in nature photography directly out of college.

Jennifer is now the newest board member of North American Nature Photography Association and is deeply passionate about sharing the natural world with others and thoroughly enjoys teaching photographers how to create images that they can be proud to hang on their wall.



jennifer@experiencewildlife.com




Meeting Topics for 2024 - 2025

October 2024


Evaluation and review

The Eyes Have It! - An image emphasizing the eye or eyes of an animal, human or not. Any process. Color only.



November 2024

Jennifer Leigh Warner:- Conservation photographer



December 2024

Annual Holiday Dinner- TBD

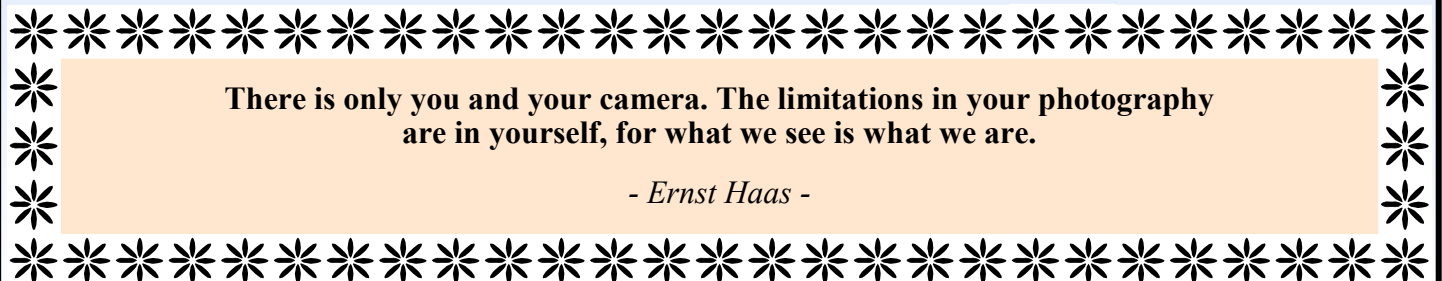


Austin Shutterbug Competition – 2025

January 2025

Evaluation and review

Doors and Windows - An image where the primary subject is a door(s) and/or window(s) of a building or structure. Composition is the key. Any process. Color or monochrome.



Austin Shutterbug Club

Northwest Recreation Center

Meeting Minutes for September 5, 2024

The meeting was called to order by Brian Loflin at 7:03 pm. One guest, Joe Bryson, was introduced. Brian announced that there would be an *Instructional Photo Walk* on Saturday, September 14, beginning at 8:30 am at Austin Motel, 1220 S. Congress. Bring your camera and one lens (a short zoom would be ideal), no tripod. It was mentioned that the city will be installing parking meters that may require a smart phone app for payment, but it is not known whether they will be in place by then. Meeting early will make parking easier. If there should need to be any changes, such as for weather, notice will be sent out by email the day or evening before. We will go to lunch as a group after the session.

The *Light Painting Workshop* has been rescheduled to Saturday October 19, at 4:00 pm at Gary's Barn (near Georgetown). Bring a camera with a short focal length (again 24-70 or similar would be ideal) and a tripod. Lighting will be provided by Brian. There will be vehicles (tractor and vintage car) parked in the barn for the session. Members will receive a private email and those who RSVP 'yes' will receive instructions about how to get to the site. We will be cooking hamburgers for dinner and then begin the photography.

At our meeting in November, Conservation Photographer Jennifer Lee Warner will present to the club. Her focus is on conservation of natural resources.

Photos in the General and Assignment categories were presented and critiqued.

The meeting was adjourned at 8:10 pm.

Jill McLain
Secretary



Visitors welcome!



NEXT MEETING DATE!

Thursday, October 3, 2024

7:00pm

Northwest Recreation Center

2913 Northland Dr, Austin, TX 78757

We are on Facebook!

