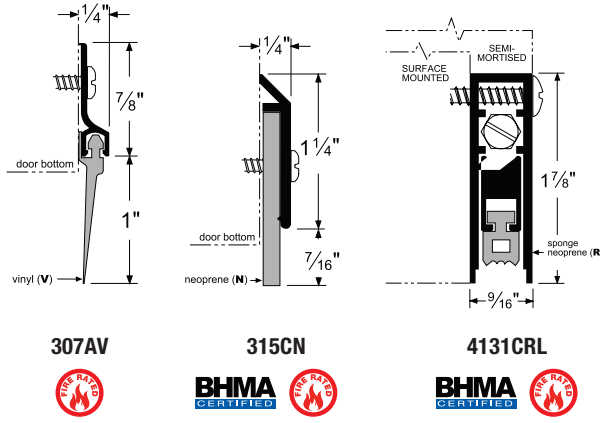



DOOR BOTTOMS



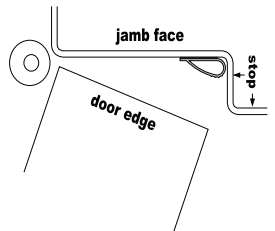
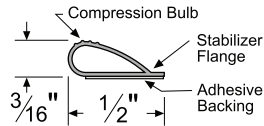
- Automatic door bottoms consist of an aluminum case which surrounds the movable drop-bar seal
- The patented plunger mechanism engages on the hinge side first to actuate the drop-bar seal; this feature prevents the seal from skidding along the floor/threshold while the door is being closed
- Sponge neoprene seals up to 3/4" gap under the door
- Can be trimmed by up to 2"

MFG #	DESCRIPTION	WIDTH	FINISH	EZ #
307AV36	Vinyl Sweep	36"	Aluminum	086589
315CN36	Neoprene Sweep	36"	Aluminum	074924
315CN48	Neoprene Sweep	48"	Aluminum	084989
315DN36	Neoprene Sweep	36"	Dark Bronze	084990
4131CRL36	Automatic Door Bottom	36"	Aluminum	086609

ADHESIVE SMOKE/FIRE GASKETING



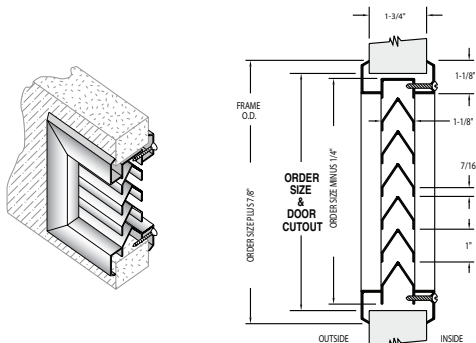
BHMA
CERTIFIED



- Excellent resistance to compression set, particularly at elevated temperatures and for extended periods of time
- Stays flexible between -40°C and 121°C with very high resistance to flex fatigue
- Seal begins compressing at 3/16" and compresses to seal up to a 1/16" gap
- Outstanding ozone resistance rating
- Smoke tested in accordance with UL1784-01; meets the requirements of NFPA 105 "Standard for the Installation of Smoke Door Assemblies and Other Opening Protectives"
- Designed for tighter frames with extremely low closing force
- Stocked as a 20' coiled length

MFG #	EZ #
PK55BL20	086608

DOOR LOUVRES



- Construction: 18 GA
- Steel frame with 22 GA
- Steel louver blades primed grey
- For 1-3/4" thick interior doors
- By supplying 50% air flow these louvers are ideal for air exchange

MFG #	SIZE	EZ #
AFDL12X12	12" X 12"	086618
AFDL18X12	18" X 12"	086619
AFDL18X18	18" X 18"	086620