



SPACE HEATING SIZING GUIDE for Hydro Shark 3 Micro-Boiler

| 1. CHOOSE YOUR APPLICATION & TEMPERATURE → |  | |  | |  | |
|---|---|--------------|---|--------------|--|--------------|
| 2. CHOOSE YOUR SQUARE FOOTAGE ↓ | 50° F Operation • Garage • Post Frame | | 70° F Operation • Whole House • Sun Room • Garage • Post Frame | | 70° F Operation • Basement | |
| | MODEL | SKU | MODEL | SKU | MODEL | SKU |
| 300-900 | SH3-07 | SKU 665-2000 | SH3-07 | SKU 665-2000 | SH3-07 | SKU 665-2000 |
| 901-1200 | SH3-07 | SKU 665-2000 | SH3-10 | SKU 665-2001 | SH3-10 | SKU 665-2001 |
| 1201-1500 | SH3-10 | SKU 665-2001 | SH3-12 | SKU 665-2002 | SH3-10 | SKU 665-2001 |
| 1501-1800 | SH3-12 | SKU 665-2002 | SH3-14 | SKU 665-2003 | SH3-12 | SKU 665-2002 |
| 1801-2100 | SH3-14 | SKU 665-2003 | SH3-19 | SKU 665-2004 | SH3-14 | SKU 665-2003 |
| 2101-2400 | SH3-19 | SKU 665-2004 | SH3-24 | SKU 665-2005 | SH3-19 | SKU 665-2004 |
| 2401-2700 | SH3-19 | SKU 665-2004 | SH3-24 | SKU 665-2005 | SH3-19 | SKU 665-2004 |
| 2701-3000 | SH3-24 | SKU 665-2005 | SH3-29 | SKU 665-2006 | SH3-24 | SKU 665-2005 |
| 3001-3300 | SH3-24 | SKU 665-2005 | SH3-29 | SKU 665-2006 | SH3-24 | SKU 665-2005 |
| 3301-3600 | SH3-29 | SKU 665-2006 | SH3-36 | SKU 665-2007 | SH3-29 | SKU 665-2006 |
| 3601-3900 | SH3-29 | SKU 665-2006 | SH3-36 | SKU 665-2007 | SH3-29 | SKU 665-2006 |
| 3901-4200 | SH3-29 | SKU 665-2006 | N/A | | SH3-29 | SKU 665-2006 |
| 4201-4500 | SH3-36 | SKU 665-2007 | N/A | | SH3-36 | SKU 665-2007 |

EMITTERS TYPES



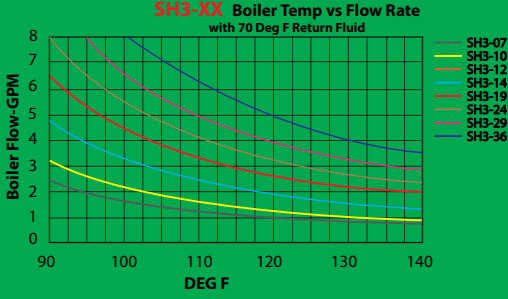
Staple Down/Pour Over
** 75°-120°F



Embedded Concrete
** 80°-130°F

Micro-Boilers & Hydro Smart Integrator Panels sold separately. Guide is based on insulating to a R19 in walls, R38 in ceilings, maximum 12 ft sidewalls, with 2" of extruded styrene insulation around perimeter & under slab emitter and/or 3-1/2" of fiberglass insulation for staple up emitter. For more accurate sizing, a BTU heat loss of the heated space should be considered.

ALWAYS CHECK WITH & FOLLOW LOCAL CODES



- A - Fluid Temp. Controls
- B - High Limit Safety
- C - Flow Meter
- D - Wiring Terminal
- E - Element Modulating Control Board
- F - 3/4" Cold Fluid Return
- G - Electrical Circuit: Entry Knock-Outs
- H - 3/4" Hot Fluid Supply
- I - Hinged Cover on 12-36 KW Units

| HYDRO SHARK® 3 | | | | WATER TEMP. RANGE | 86°-140° F | | | | | |
|-----------------------|----------|----------|----------|-------------------|------------|----------|----------|----------|---|--|
| MODEL | SH3-07 | SH3-10 | SH3-12 | SH3-14 | SH3-19 | SH3-24 | SH3-29 | SH3-36 | Models 07 and 10 - 7.88" Wide x 14.25" High x 4.25" Deep - 7lbs Models 12 through 36 - 16.63" Wide x 14.5" High x 4" Deep Models 14-24 weigh 18lbs • Models 29 and 36 weigh 22lbs | |
| BTU | 24,573 | 32,765 | 40,956 | 49,147 | 65,526 | 81,912 | 98,977 | 122,868 | | |
| DBL POLE BREAKER SIZE | (1) 40 | (1) 50 | (1) 70 | (2) 40 | (2) 50 | (2) 70 | (3) 50 | (3) 70 | | |
| AMP DRAW (Max) | 30 | 40 | 50 | 60 | 80 | 100 | 120 | 150 | | |
| WIRE AWG SIZE | 10 | 8 | 4 | 2 x 8 | 2 x 6 | 2 x 4 | 3 x 6 | 3 x 4 | | |
| VOLTS | 240 | | | | | | | | | |
| KW | 7 | 10 | 12 | 14 | 19 | 24 | 29 | 36 | | |
| SKU | 665-2000 | 665-2001 | 665-2002 | 665-2003 | 665-2004 | 665-2005 | 665-2006 | 665-2007 | | |



Hydro Shark 3

Hydronic Systems

Install your system easily with our Hydro-Smart panels that are pre-wired, pre-plumbed and pressure tested.



Advanced technology, impressive energy-saving performance, and a compact design make the Hydro-Shark® 3 great for your home. Hydro-Shark® 3 is exclusively manufactured by Stiebel Eltron, a leader in heating technologies for the past 80 years.

Emitter Types

- Tubing: Staple Down/Pour Over, Embedded Concrete

Features

- 100% Efficiency • Flow Activated: .35 GPM • Advanced Element Modulation
- Copper Heating Vessel • Modulation Status LED • Requires No Venting
- Hinged Cover on 12-36 KW Units • Wall Hung: 7, 18 & 22 lbs
- Temperature Settings: 86° to 140° F



BR001 Hydro Shark-Menards 12-29-14

SPACE HEATING PANEL SYSTEMS

ONE ZONE INTEGRATOR PANEL

Low Temperature

Primary Secondary Panel

Model # HSPS120LT - SKU:665-0900 (shown below)



ZONING BY PUMP

Low Temperature

Zone by Pump Master Panel

Model # HSPS120MPL - SKU:665-1150 (shown below)




ZONING BY ZONE VALVE

Low Temperature

Zone by Zone Valve Master Panel

Model # HSPS120MZL - SKU: 665-1160 (shown below)



ZONING BY TELESTAT

Low Temperature

Zone by Telestat Zoning Panel 1 to 4 Zones

Model # HSPS120MTL - SKU: 665-1170 (shown below)



HYDRO-SMART PANELS HELP MAKE RADIANT HEAT *easy & reliable*

- Constructed with top quality materials, including heavy duty type L copper pipe and a powder coated panel.
- Engineered and proven panel design uses professional hydronic practices.
- By working smarter not harder, a pre-assembled panel saves job site labor expense and time.
- With nothing extra and nothing spared on each panel, every component is there to help ensure your system provides years of trouble free operation.

1 TEMPERATURE ZONE BY PUMP PANEL

- 2 Zone Model # HS1T2ZPMP - SKU: 665-1240 (shown above)
- 3 Zone Model # HS1T3ZPMP - SKU: 665-1241
- 4 Zone Model # HS1T4ZPMP - SKU: 665-1242

2 TEMPERATURE ZONE BY PUMP PANEL

(2 Temperature panels have a mixing valve for systems with different emitter types)

- 2 Zone Model # HS2T2ZPMP - SKU: 665-1200
- 3 Zone Model # HS2T3ZPMP - SKU: 665-1201
- 4 Zone Model # HS2T4ZPMP - SKU: 665-1203

1 TEMPERATURE ZONE VALVE PANEL

- 2 Zone Model # HS1T2ZZV - SKU: 665-1260 (shown above)
- 3 Zone Model # HS1T3ZZV - SKU: 665-1261
- 4 Zone Model # HS1T4ZZV - SKU: 665-1262

2 TEMPERATURE ZONE VALVE PANEL

(2 Temperature panels have a mixing valve for systems with different emitter types)

- 2 Zone Model # HS2T2ZZV - SKU: 665-1220
- 3 Zone Model # HS2T3ZZV - SKU: 665-1221
- 4 Zone Model # HS2T4ZZV - SKU: 665-1222



See the flip book for in-depth information on each component.



Other boilers, water heaters and accessories available on the special order kiosk.



HydroShark 3 micro-boilers are compact, efficient, and a great value. Some micro-boiler locations simply do not have access to a gas line or the ability to be vented. Electric boilers do not require venting or a gas line making electric a great option.

HydroSmart™
Radiant Heating Solutions



STIEBEL ELTRON

Each Stiebel Eltron Hydro-Shark 3 micro-boiler unit when installed and operated per the installation instructions has a 3 year warranty covering all parts and the heat exchanger. See manufacturer warranty for full details. Each Hydro Smart Integrator Panel, when installed and operated per the installation instructions, has a 1 year warranty covering all parts. See manufacturer warranty for full details.

Note: Micro-Boilers, Integrator Panels, Thermostats, Manifolds, Pipe and accessories are all sold separately. Hydro Smart™ reserves the right to alter product offerings and specifications at any time without notice.