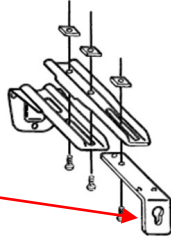


Drapery Hardware Solutions: Decorative Wood over Basic Traverse Wood Trends Rod over Superfine Rod

Kirsch® DH by Application

1. Start with Wood Trends Hidden Metal Support, part # 5620E063, Remove bracket fore-part

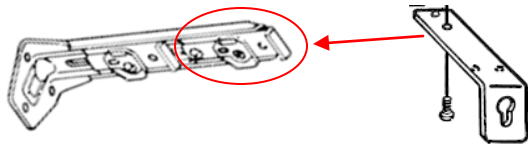


Ideal Solution for:

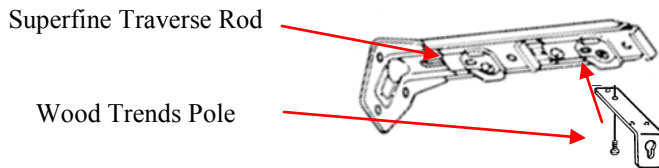
Decorative Valance with Wood Pole over a traversing sheer treatment

Side panel draperies over a traversing sheer treatment

Panels with tiebacks or holdbacks over a traversing sheer



2. Add Wood Trends bracket fore-part to front position of Superfine Double bracket (part # 3508025)



3. Use back position of double bracket to install Superfine Traverse rod, use front position to install Wood Trends rod

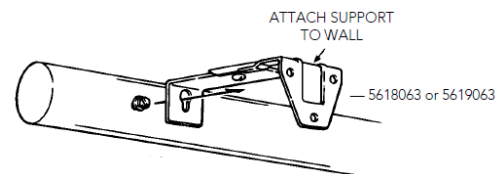


Illustration of how bracket fore-part is attached to wood pole. (wall base pictured will not be used with this solution)

Hanging heavy treatments off of the Wood Trends Pole?

The instructions above work great when hanging a valance or light weight panels from the Wood Trends pole... but what if the front-treatments are heavy?

- 1) Order your Wood Trends pole wider than the basic traverse under-treatment.
- 2) Add pair of Wood Trends brackets with 6" returns
- 3) Place brackets 2" wider than Superfine under-treatment of Wood Trends pole

