

Guy C. Lee | Building Materials



Guy C. Lee Building Materials - Clayton
P.O. Box 540, Clayton, NC 27528
(919) 553-6699 Fax: (919) 553-1134

Guy C. Lee Building Materials - New Bern
P.O. Box 15357, New Bern, NC 28562
(252) 634-0001 Fax: (252) 514-6599

Guy C. Lee Building Materials - Shallotte
P.O. Box 1277, Shallotte, NC 28459
(910) 754-7100 Fax: (910) 754-5883

Guy C. Lee Building Materials - Morehead City
P.O. Box 276, Morehead City, NC 28557
(252) 726-0114 Fax: (252) 726-0221

Guy C. Lee Building Materials - Kitty Hawk
P.O. Box 73, Kitty Hawk, NC 27949
(252) 261-2196 Fax: (252) 261-1493

Guy C. Lee Building Materials - Mt. Pleasant
P.O. Box 1786, Mt. Pleasant, SC 29464
(843) 884-3131 Fax: (843) 881-1489

Guy C. Lee Building Materials - Sneads Ferry
P.O. Box 640, Sneads Ferry, NC 28460
(910) 327-2388 Fax: (910) 327-2387

First impressions begin with an entrance.



Guy C. Lee | Building Materials



Guy C. Lee Building Materials - Clayton
P.O. Box 540, Clayton, NC 27528
(919) 553-6699 Fax: (919) 553-1134

Guy C. Lee Building Materials - New Bern
P.O. Box 15357, New Bern, NC 28562
(252) 634-0001 Fax: (252) 514-6599

Guy C. Lee Building Materials - Shallotte
P.O. Box 1277, Shallotte, NC 28459
(910) 754-7100 Fax: (910) 754-5883

Guy C. Lee Building Materials - Morehead City
P.O. Box 276, Morehead City, NC 28557
(252) 726-0114 Fax: (252) 726-0221

Guy C. Lee Building Materials - Kitty Hawk
P.O. Box 73, Kitty Hawk, NC 27949
(252) 261-2196 Fax: (252) 261-1493


Guy C. Lee Building Materials - Mt. Pleasant
P.O. Box 1786, Mt. Pleasant, SC 29464
(843) 884-3131 Fax: (843) 881-1489

Guy C. Lee Building Materials - Sneads Ferry
P.O. Box 640, Sneads Ferry, NC 28460
(910) 327-2388 Fax: (910) 327-2387

First impressions begin with an entrance.



Decorative Glass



Aurora



Belle Meade



Beveled



Heritage




Imperial



Jameston



Laurel



London



Crosslines




Craftsman



Dynasty



Maya



Mystic Impressions



Pembroke



Radiant Star



Regency



Elan



Elyse



Fontana



Renfield



Riverwood



St. Charles



Stratford



Sylvan Park



Royal Fountain



Georgetown



Princess



Windsor



Wyngate

All Stock Decorative Patterns are in SST (Oak Frames),
 SS (White Frames) are special order.
 All Clear Glass products are stocked in SS (White Frames).

Windsor



ALSO AVAILABLE IN:



MAHOGANY FIR STEEL SMOOTH

PRIVACY RATING: 5



CLEAR OPAQUE

TRANSOMS



FON-SN/P ELLIPSE



FON-SN/P RECTANGLE

CAMING OPTIONS:

- SATIN NICKEL
- PATINA

GLASS TEXTURES:

- CLEAR BEVELS
- CLEAR RENAISSANCE
- GRAY RENAISSANCE

DOORLITES



WSR-P 2264 / 2064
WSR-P 2264
WSR-P 2248

SIDELITES



WSR-P 0764 / 0864*



WSR-P 2236
WSR-P 949
WSR-P 2248



WSR-P 0848
WSR-P 0836

DOORLITES



FON-SN/P 2264
FON-SN/P 2264
FON-SN/P 2248
FON-SN/P 2248
FON-SN/P 2236
FON-SN/P 949

SIDELITES



FON-SN/P 0764 / 0880
FON-SN/P 0836



FON-SN/P 0848



CAMING OPTIONS:

- PATINA
- *PATINA ONLY

GLASS TEXTURES:

- CLEAR BEVELS
- CLEAR SOFT WAVE
- GRAY SOFT WAVE

ALSO AVAILABLE IN:



MAHOGANY FIR STEEL SMOOTH

PRIVACY RATING: 5



CLEAR OPAQUE

TRANSOMS



WSR-P/B ELLIPSE



WSR-P/B RECTANGLE



Fontana

Laurel



ALSO AVAILABLE IN:



MAHOGANY FIR STEEL SMOOTH

- The look of a true divided lite
- The energy efficiency of a one lite
- Internal Spacer
- Backing strips for true wood muntin appearance
- Available in tan stainable frames

TRANSOMS




SDL 3-L RECTANGLE



SDL 5-L RECTANGLE

DOORLITES



SDL 2264 8L SDL 2264 8L SDL 2248 6L SDL 2248 6L

SIDELITES



SDL 0764 4L SDL 0848 3L

DOORLITES

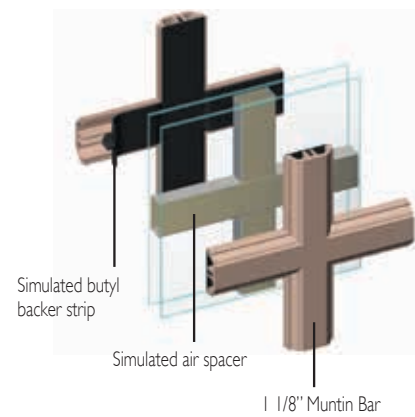


LRL-PL 2264 LRL-PL 2264 LRL-PL 2236 / 2036* LRL-PL 949

SIDELITES



LRL-PL 0764 / 0864 LRL-PL 0836



CAMING OPTIONS:

- PLATINUM
- *PLATINUM ONLY

GLASS TEXTURES:

- CLEAR BEVELS
- GRANITE
- GLUE CHIP

ALSO AVAILABLE IN:



MAHOGANY FIR STEEL SMOOTH

PRIVACY RATING: 7



CLEAR OPAQUE

TRANSOMS



LRL-PL ELLIPSE



LRL-PL RECTANGLE

Simulated Divided Lite

The look of true divided lites, updated for energy efficiency

Raise & Lower Internal Blinds



RLB 2236 1L



RLB 2264 1L



Glass inserts are available for 8 foot doors (80" glass) on a Special Order basis.

- Single reduced travel operator for raise, lower and tilt
- Energy efficient Warm-Edge Spacer system
- No dusting
- Safe for Children and Pets
- Privacy Channels for complete privacy

Harmony Blinds

Contoured Grilles & Blinds Sealed Between Glass



2264 15L BLD



2236 9L BLD

- No dusting
- Triple-pane insulation offers superior energy performance
- Reduces outside noise intrusion
- Blinds are hidden when fully raised
- Single reduced travel operator tilts, raises and lowers



590-5L



2236 11L RT



2036 9L GBG
2236 9L GBG



2248 12L GBG



2236 4L GBG



2248 6L GBG



2264 8L GBG



2064 10L GBG
2264 10L GBG



1464 10L GBG



2064 15L GBG
2264 15L GBG



0836 2L GBG



0836 3L



0848 3L GBG



0836 6L PIM



2236 9L PIM



2248 9L PIM

2064 9L
2264 9L PIM



0836 2L
GBG



0886 3L
CGBG



0848 4L
CGBG



0848 2L
GBG



0764 4L
GBG



0764 5L
CGBG

0836 6L
PIM



0836 6L
PIM



0848 6L
PIM



0764 6L
PIM



0880 6L
GBG



0880 6L
PIM




2080 12L GBG
2280 12L GBG



2080 18L GBG
2280 18L GBG



1480 12L GBG



2280 9L
2280 9L PIM

e Low-E availability

In addition to our lines of hand-crafted, decorative doorlites and sidelites, we also provide a full selection of clear glass products which are also available in Low-E.



Grilles Between Glass


Design-Pro Mahogany

Design-Pro Oak

Panel and Sidelight Designs



Panel and Sidelight Designs



Panel Design Options for Clear and Decorative Glass



Optional Craftsman Shelf



* Available in 7'0" heights
** Available Direct Glazed (DG)
In-stock

Optional Craftsman Shelf



* Available in 7'0" heights
In-stock
◇ Special Order Only

Panel and Sidelight Designs

SPECIAL ORDER ONLY

Panel and Sidelight Designs

6-Panel	2-Panel Square Top	2-Panel Arch Top	2-Panel Arch Plank	Craftsman	Craftsman Direct Glazed#	Beadboard Direct Glazed	Full View	Half-View	Craftsman#
DF-60 2'6" x 6'8" 2'8" x 6'8** 2'10" x 6'8** 3'0" x 6'8**	DF-21 2'8" x 6'8** 2'10" x 6'8** 3'0" x 6'8**	DF-20 2'8" x 6'8** 2'10" x 6'8** 3'0" x 6'8**	DF-24 2'10" x 6'8** 3'0" x 6'8**	DFC-866 2'8" x 6'8** 2'10" x 6'8** 3'0" x 6'8**	DFC-866 2'8" x 6'8** 2'10" x 6'8** 3'0" x 6'8**	DFB-866DG 2'8" x 6'8** 2'10" x 6'8** 3'0" x 6'8**	DF-690 1'0" x 6'8** 1'2" x 6'8**	DF-692 1'0" x 6'8** 1'2" x 6'8**	DFC-820 1'0" x 6'8** 1'2" x 6'8**

Craftsman Direct Glazed	Beadboard Direct Glazed	6-Panel	2-Panel Square Top	2-Panel Arch Top	2-Panel Arch Plank	Craftsman Direct Glazed	Beadboard Direct Glazed	Full View	Half-View
DFC-820DG 1'0" x 6'8** 1'2" x 6'8**	DFB-820DG 1'0" x 6'8** 1'2" x 6'8**	DF8-60 2'8" x 8'0" 2'10" x 8'0" 3'0" x 8'0"	DF8-21 2'8" x 8'0" 2'10" x 8'0" 3'0" x 8'0"	DF8-20 2'8" x 8'0" 2'10" x 8'0" 3'0" x 8'0"	DF8-24 2'10" x 8'0" 3'0" x 8'0"	DFC8-866DG 2'10" x 8'0" 3'0" x 8'0"	DFB8-866DG 2'10" x 8'0" 3'0" x 8'0"	DF8-690 1'0" x 8'0" 1'2" x 8'0"	DF8-422 1'0" x 8'0" 1'2" x 8'0"

Panel Design Options for Clear and Decorative Glass

Craftsman Direct Glazed	Beadboard Direct Glazed						
DFC8-820DG 1'0" x 8'0" 1'2" x 8'0"	DFB8-820DG 1'0" x 8'0" 1'2" x 8'0"						

Optional Craftsman Shelf



*Available in 7'0" heights
In-stock

Flush	6-Panel	4-Panel Blank Top	4-Panel∅	8-Panel Center Arch	2-Panel Euro	3-Panel 3/4 Top	2-Panel Square Top	2-Panel Arch Top	2-Panel Plank Arch Top
SP-100 2'0" x 6'8**† 2'4" x 6'8**† 2'6" x 6'8**† 2'8" x 6'8**† 2'10" x 6'8**† 3'0" x 6'8**†	SP-60 2'6" x 6'8" 2'8" x 6'8** 2'10" x 6'8** 3'0" x 6'8**	SP-40BT 2'8" x 6'8" 2'10" x 6'8" 3'0" x 6'8"	SP-40 2'8" x 6'8" 2'10" x 6'8" 3'0" x 6'8"	SP-80 2'10" x 6'8" 3'0" x 6'8"	SP-27 2'8" x 6'8" 2'10" x 6'8" 3'0" x 6'8"	SP-30 2'8" x 6'8" 2'10" x 6'8" 3'0" x 6'8"	SP-21 2'8" x 6'8** 2'10" x 6'8** 3'0" x 6'8**	SP-20 2'8" x 6'8** 2'10" x 6'8** 3'0" x 6'8**	SP-24 2'10" x 6'8** 3'0" x 6'8**
Craftsman Direct Glazed∅	Craftsman∅	Beadboard Direct Glazed∅	Full View	Half-View	3/4 View	Craftsman Direct Glazed∅	Craftsman∅	Beadboard Direct Glazed∅	6-Panel
SPC-866DG 2'8" x 6'8** 2'10" x 6'8** 3'0" x 6'8**	SPC-866 2'8" x 6'8** 2'10" x 6'8** 3'0" x 6'8**	SPB-866DG 2'10" x 6'8" 3'0" x 6'8"	SP-690 1'0" x 6'8** 1'0" x 6'8** 1'2" x 6'8**	SP-692 1'0" x 6'8** 1'0" x 6'8** 1'2" x 6'8**	SP-422 1'0" x 6'8" 1'2" x 6'8"	SPC-820DG 1'0" x 6'8** 1'2" x 6'8**	SPC-820 1'0" x 6'8** 1'2" x 6'8**	SPB-820DG 1'0" x 6'8** 1'2" x 6'8**	SP8-60 2'8" x 8'0" 2'10" x 8'0" 3'0" x 8'0"

2-Panel 3/4 Arch Top∅	2-Panel Square Top∅	2-Panel Plank Arch Top∅	2-Panel Arch Top∅	Craftsman Direct Glazed∅	Beadboard Direct Glazed∅	Full View∅	Half-View∅	3/4 View∅	Craftsman Direct Glazed∅	Beadboard Direct Glazed∅
SP8-26 2'8" x 8'0" 2'10" x 8'0" 3'0" x 8'0"	SP8-21 2'8" x 8'0" 2'10" x 8'0" 3'0" x 8'0"	SP8-24 2'10" x 8'0" 3'0" x 8'0"	SP8-20 2'8" x 8'0" 2'10" x 8'0" 3'0" x 8'0"	SPC8-866DG 2'10" x 8'0" 3'0" x 8'0"	SPB8-866DG 2'10" x 8'0" 3'0" x 8'0"	SP8-690 1'0" x 8'0" 1'2" x 8'0"	SP8-692 1'0" x 8'0" 1'2" x 8'0"	SP8-422 1'0" x 8'0" 1'2" x 8'0"	SPC8-820DG 1'0" x 8'0" 1'2" x 8'0"	SPB8-820DG 1'0" x 8'0" 1'2" x 8'0"

Optional Craftsman Shelf



*Available in 7'0" heights
†SP8-100 also available in 8'0" height
∅ Special Order Only

Architectural Collection

Mahogany, Fir and Walnut Panel and Sidelight Designs

6-Panel Mahogany



AM-60
30" x 6'8"
AM8-60
30" x 8'0"

2-Panel Arch Plank Mahogany



AM-24
30" x 6'8"
AM8-24
30" x 8'0"

1-Panel Plank Mahogany



AM-14
30" x 6'8"
AM8-14
30" x 8'0"

4-Panel Bottom Arch Mahogany



AM-40
30" x 6'8"

SPECIAL ORDER ONLY

2-Panel Arch Plank Walnut



AW-24
30" x 6'8"
AW8-24
30" x 8'0"

4-Panel Bottom Arch Walnut



AW-40
30" x 6'8"

Craftsman Mahogany



AMC-814
30" x 6'8"

Craftsman Mahogany



AMC-816
30" x 6'8"

Craftsman Mahogany



AMC-820
1'0" x 6'8"
1'2" x 6'8"

Craftsman Fir



AFC-814
30" x 6'8"

Craftsman Fir



AFC-816
30" x 6'8"

Craftsman Fir



AFC-820
1'0" x 6'8"
1'2" x 6'8"

Full View Mahogany




3/4 View Mahogany



Full View Mahogany



3/4 View Mahogany



Full View Walnut



Optional Craftsman Shelf (available in Mahogany or Fir)



Clear or SDL Glass Only



0806-1L



2210-AT-1IL



590-5L



592-7L



0636-3L
0836-3L



2036-1L
2236-1L



2036-9L
2236-9L



2064-10L
2264-10L



RLB 2236 1L



RLB 2264 1L



2264-9L



2064-1L
2264-1L



2064-15L
2264-15L



*0836-1L



*0836-3L



*0764-1L



*0764-5L



0764-6L

 Low-E availability

In addition to our lines of hand-crafted, decorative doorlites and sidelites, we also provide a full selection of clear glass products which are also available in Low-E.

Clear Glass



PF FRAMES



HydroShield[™]
technology



HydroShield Technology[™]

WOOD FRAME



Embossed
Ready to stain



Mahogany
Ready to stain



Fir Grain
Ready to stain



White Capped
No paint required



Primed
Ready to paint

	Embossed	*Mahogany	*Fir Grain	White Capped	Primed
4-9/16" Frame	●	*	*	●	●
5-1/4" Frame					●
6-9/16" Frame	●	*	*	●	●
WM180	●	*	*	●	●
1-1/2" X 1" Mull Cover	●			●	●
1" x 4-3/8" x 2" Mull Post				●	●

*Indicates item available thru special order

RETRO UNITS

REPLACES SLIDING GLASS DOORS



UNIT TYPE	OUTSIDE TO OUTSIDE JAMB	ROUGH OPENING	BRICKMOULD TO BRICKMOULD
T-AST	70" X 79-3/4"	71" X 80-1/4"	72-1/2" X 81-1/2"
FJ MULL POST	70-1/2" X 79-3/4"	71-1/2" X 80-1/4"	73" X 81-1/2"
BACK TO BACK JAMB	71" X 79-3/4"	72" X 80-1/4"	73-1/2" X 81-1/2"



www.pamexinc.com • sales@pamexinc.com


PAMEX, Inc. is the North America Agent of Quality PAMEX locks for the professional builder markets. PAMEX is a worldwide leader in the manufacturing of locksets for the residential and commercial markets. Quality products and outstanding service are the hallmarks of PAMEX, Inc. The apparent quality of the PAMEX products is reflected in the bath accessories and miscellaneous hardware items offered by PAMEX.

PAMEX® Locks



Lexington
 Naples
 Newberry
 Chester
 Baron
 Deadbolt

Commercial Hardware



Newport
 FD7 Deadbolt
 GC5900
 Cambridge
 E5000

Bath Accessories & Door Hardware



Seal Beach
 Charleston
 Hinge Pin
 House Number
 Knocker
 Carmel
 Ventura
 Eureka
 Door Stop
 Door Viewer



One system. Three frames. One solution.



No Screw Covers

- Locks Together
- Concealed attachments for a seamless frame profile

Protective Seal

- Unique Compression Seal
- Protects from weather—without caulk

Easy to Finish


- Paint or Stain ready
- New frame material requires no prep or primers

Now available for decorative glass in the following sizes: 2236, 0836, 949, 2248, 0848, 2064, 2264, 0764 and 0864

ALL DECO GLASS STANDARD with Trisys except for Dynasty



Decorative Glass



Aurora



Belle Meade



Beveled



Heritage




Imperial



Jameston



Laurel



London



Crosslines




Craftsman



Dynasty



Maya



Mystic Impressions



Pembroke




Radiant Star



Regency



Elan



Elyse



Fontana



Renfield



Riverwood



St. Charles



Stratford



Sylvan Park




Royal Fountain



Georgetown



Princess



Windsor



Wyngate

All Stock Decorative Patterns are in SST (Oak Frames),
 SS (White Frames) are special order.
 All Clear Glass products are stocked in SS (White Frames).

Windsor



ALSO AVAILABLE IN:



MAHOGANY FIR STEEL SMOOTH

PRIVACY RATING: 5



CLEAR OPAQUE

TRANSOMS



FON-SN/P ELLIPSE



FON-SN/P RECTANGLE

CAMING OPTIONS:

- SATIN NICKEL
- PATINA

GLASS TEXTURES:

- CLEAR BEVELS
- CLEAR RENAISSANCE
- GRAY RENAISSANCE

DOORLITES



WSR-P 2264 / 2064
WSR-P 2264
WSR-P 2248

SIDELITES



WSR-P 0764 / 0864*



WSR-P 2236
WSR-P 949
WSR-P 2248



WSR-P 0848
WSR-P 0836

DOORLITES



FON-SN/P 2264
FON-SN/P 2264
FON-SN/P 2248
FON-SN/P 2248
FON-SN/P 2236
FON-SN/P 949

SIDELITES



FON-SN/P 0764 / 0880
FON-SN/P 0836



FON-SN/P 0848



CAMING OPTIONS:

- PATINA
- *PATINA ONLY

GLASS TEXTURES:

- CLEAR BEVELS
- CLEAR SOFT WAVE
- GRAY SOFT WAVE

ALSO AVAILABLE IN:



MAHOGANY FIR STEEL SMOOTH

PRIVACY RATING: 5



CLEAR OPAQUE

TRANSOMS



WSR-P/B ELLIPSE



WSR-P/B RECTANGLE



Fontana

Laurel




ALSO AVAILABLE IN:



MAHOGANY FIR STEEL SMOOTH

- The look of a true divided lite
- The energy efficiency of a one lite
- Internal Spacer
- Backing strips for true wood muntin appearance
- Available in tan stainable frames

TRANSOMS



SDL 3-L RECTANGLE



SDL 5-L RECTANGLE

DOORLITES



SDL 2264 8L SDL 2264 8L SDL 2248 6L SDL 2248 6L

SIDELITES



SDL 0764 4L SDL 0848 3L

DOORLITES

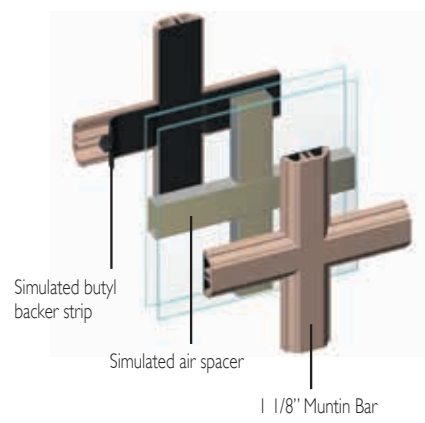


LRL-PL 2264 LRL-PL 2264 LRL-PL 2236 / 2036* LRL-PL 949

SIDELITES



LRL-PL 0764 / 0864 LRL-PL 0836



CAMING OPTIONS:

- PLATINUM
- *PLATINUM ONLY

GLASS TEXTURES:

- CLEAR BEVELS
- GRANITE
- GLUE CHIP

ALSO AVAILABLE IN:



MAHOGANY FIR STEEL SMOOTH

PRIVACY RATING: 7



CLEAR OPAQUE

TRANSOMS



LRL-PL ELLIPSE



LRL-PL RECTANGLE

Simulated Divided Lite
 The look of true divided lites, updated for energy efficiency

Raise & Lower Internal Blinds



RLB 2236 1L



RLB 2264 1L



Glass inserts are available for 8 foot doors (80" glass) on a Special Order basis.

- Single reduced travel operator for raise, lower and tilt
- Energy efficient Warm-Edge Spacer system
- No dusting
- Safe for Children and Pets
- Privacy Channels for complete privacy

Harmony Blinds

Contoured Grilles & Blinds Sealed Between Glass



2264 15L BLD



2236 9L BLD

- No dusting
- Triple-pane insulation offers superior energy performance
- Reduces outside noise intrusion
- Blinds are hidden when fully raised
- Single reduced travel operator tilts, raises and lowers



590-5L



2236 11L RT



2036 9L GBG
2236 9L GBG



2248 12L GBG



2236 4L GBG



2248 6L GBG



2264 8L GBG



2064 10L GBG
2264 10L GBG



1464 10L GBG



2064 15L GBG
2264 15L GBG



0836 2L GBG



0836 3L



0848 3L GBG



0836 6L PIM



2236 9L PIM



2248 9L PIM



2064 9L
2264 9L PIM



0836 2L GBG



0886 3L CGBG



0848 4L CGBG



0848 2L GBG



0764 4L GBG



0764 5L CGBG



0836 6L PIM



0848 6L PIM



0764 6L PIM



0880 6L GBG



0880 6L PIM



2080 12L GBG
2280 12L GBG



2080 18L GBG
2280 18L GBG



1480 12L GBG



2280 9L
2280 9L PIM

e Low-E availability

In addition to our lines of hand-crafted, decorative doorlites and sidelites, we also provide a full selection of clear glass products which are also available in Low-E.



Grilles Between Glass

Design-Pro Mahogany

Design-Pro Oak

Panel and Sidelight Designs

6-Panel	2-Panel Arch Top	2-Panel Arch Plank#	2-Panel Euro	3-Panel Scroll	3-Panel 3/4 Top	Craftsman#**	8-Panel Center Arch	Full View	Half-View	3/4 View
DM-60 2'8" x 6'8"*** 2'10" x 6'8"*** 3'0" x 6'8"***	DM-20 2'8" x 6'8" 2'10" x 6'8" 3'0" x 6'8"	DM-24 2'10" x 6'8" 3'0" x 6'8"	DM-27 2'8" x 6'8" 2'10" x 6'8" 3'0" x 6'8"	DM-31 2'10" x 6'8" 3'0" x 6'8"	DM-30 2'8" x 6'8" 2'10" x 6'8" 3'0" x 6'8"	DMC-866 2'8" x 6'8" 2'10" x 6'8" 3'0" x 6'8"	DM-80 2'10" x 6'8" 3'0" x 6'8"	DM-690 1'0" x 6'8" 1'2" x 6'8"	DM-692 1'0" x 6'8" 1'2" x 6'8"	DM-422 1'0" x 6'8" 1'2" x 6'8"

SPECIAL ORDER ONLY

Craftsman**	6-Panel	2-Panel Arch Top	2-Panel 3/4 Arch Top	2-Panel Arch Plank	Craftsman Direct Glazed	Full View	Half-View	3/4 View	Craftsman Direct Glazed
DMC-820 1'0" x 6'8"*** 1'2" x 6'8"***	DM8-60 2'8" x 8'0" 2'10" x 8'0" 3'0" x 8'0"	DM8-20 2'8" x 8'0" 2'10" x 8'0" 3'0" x 8'0"	DM8-26 2'8" x 8'0" 2'10" x 8'0" 3'0" x 8'0"	DM8-24 2'10" x 8'0" 3'0" x 8'0"	DMC8-866DG 2'10" x 8'0" 3'0" x 8'0"	DM8-690 1'0" x 8'0" 1'2" x 8'0"	DM8-692 1'0" x 8'0" 1'2" x 8'0"	DM8-422 1'0" x 8'0" 1'2" x 8'0"	DMC8-820DG 1'0" x 8'0" 1'2" x 8'0"

Panel and Sidelight Designs

Flush	6-Panel	4-Panel Blank Top	4-Panel◇
DO-100 2'0" x 6'8"*** 2'4" x 6'8"*** 2'6" x 6'8"*** 2'8" x 6'8"*** 2'10" x 6'8"*** 3'0" x 6'8"***	DO-60 2'8" x 6'8" 2'10" x 6'8" 3'0" x 6'8"	DO-40BT 2'8" x 6'8" 2'10" x 6'8" 3'0" x 6'8"	DO-40 2'8" x 6'8" 2'10" x 6'8" 3'0" x 6'8"

3-Panel Scroll	3-Panel 3/4 Top	2-Panel Euro	Craftsman Direct Glaze◇	Full View
DO-30E 2'10" x 6'8" 3'0" x 6'8"	DO-30 2'8" x 6'8" 2'10" x 6'8" 3'0" x 6'8"	DO-27 2'8" x 6'8" 2'10" x 6'8" 3'0" x 6'8"	DOC-866DG 2'10" x 6'8" 3'0" x 6'8"	DO-690 1'0" x 6'8" 1'2" x 6'8"



Panel Design Options for Clear and Decorative Glass



Half-View	3/4 View	Craftsman Direct Glaze◇	Flush◇	6-Panel#	2-Panel Arch Top◇	Craftsman Direct Glazed◇	Full View◇	Half-View◇	3/4 View◇	Craftsman Direct Glazed◇
DO-692 1'0" x 6'8" 1'2" x 6'8"	DO-422 1'0" x 6'8" 1'2" x 6'8"	DOC-819DG 1'0" x 6'8" 1'2" x 6'8"	DO8-100 2'0" x 8'0" 2'4" x 8'0" 2'6" x 8'0" 2'8" x 8'0" 2'10" x 8'0" 3'0" x 8'0"	DO8-60 2'8" x 8'0" 2'10" x 8'0" 3'0" x 8'0"	DO8-26 2'8" x 8'0" 2'10" x 8'0" 3'0" x 8'0"	DOC8-866DG 2'10" x 8'0" 3'0" x 8'0"	DO8-690 1'0" x 8'0" 1'2" x 8'0"	DO8-692 1'0" x 8'0" 1'2" x 8'0"	DO8-422 1'0" x 8'0" 1'2" x 8'0"	DOC8-819DG 1'0" x 8'0" 1'2" x 8'0"

Optional Craftsman Shelf



* Available in 7'0" heights
** Available Direct Glazed (DG)
In-stock

Optional Craftsman Shelf



* Available in 7'0" heights
In-stock
◇ Special Order Only

Panel and Sidelight Designs

SPECIAL ORDER ONLY

Panel and Sidelight Designs

6-Panel	2-Panel Square Top	2-Panel Arch Top	2-Panel Arch Plank	Craftsman	Craftsman Direct Glazed#	Beadboard Direct Glazed	Full View	Half-View	Craftsman#
DF-60 2'6" x 6'8" 2'8" x 6'8** 2'10" x 6'8** 3'0" x 6'8**	DF-21 2'8" x 6'8** 2'10" x 6'8** 3'0" x 6'8**	DF-20 2'8" x 6'8** 2'10" x 6'8** 3'0" x 6'8**	DF-24 2'10" x 6'8** 3'0" x 6'8**	DFC-866 2'8" x 6'8** 2'10" x 6'8** 3'0" x 6'8**	DFC-866 2'8" x 6'8** 2'10" x 6'8** 3'0" x 6'8**	DFB-866DG 2'8" x 6'8** 2'10" x 6'8** 3'0" x 6'8**	DF-690 1'0" x 6'8** 1'2" x 6'8**	DF-692 1'0" x 6'8** 1'2" x 6'8**	DFC-820 1'0" x 6'8** 1'2" x 6'8**

Craftsman Direct Glazed	Beadboard Direct Glazed	6-Panel	2-Panel Square Top	2-Panel Arch Top	2-Panel Arch Plank	Craftsman Direct Glazed	Beadboard Direct Glazed	Full View	Half-View
DFC-820DG 1'0" x 6'8** 1'2" x 6'8**	DFB-820DG 1'0" x 6'8** 1'2" x 6'8**	DF8-60 2'8" x 8'0" 2'10" x 8'0" 3'0" x 8'0"	DF8-21 2'8" x 8'0" 2'10" x 8'0" 3'0" x 8'0"	DF8-20 2'8" x 8'0" 2'10" x 8'0" 3'0" x 8'0"	DF8-24 2'10" x 8'0" 3'0" x 8'0"	DFC8-866DG 2'10" x 8'0" 3'0" x 8'0"	DFB8-866DG 2'10" x 8'0" 3'0" x 8'0"	DF8-690 1'0" x 8'0" 1'2" x 8'0"	DF8-422 1'0" x 8'0" 1'2" x 8'0"

Panel Design Options for Clear and Decorative Glass

Craftsman Direct Glazed	Beadboard Direct Glazed	Panel Design Options for Clear and Decorative Glass		Panel Design Options for Clear and Decorative Glass		Panel Design Options for Clear and Decorative Glass		Panel Design Options for Clear and Decorative Glass	
DFC8-820DG 1'0" x 8'0" 1'2" x 8'0"	DFB8-820DG 1'0" x 8'0" 1'2" x 8'0"								

Optional Craftsman Shelf



*Available in 7'0" heights
In-stock

Flush	6-Panel	4-Panel Blank Top	4-Panel∅	8-Panel Center Arch	2-Panel Euro	3-Panel 3/4 Top	2-Panel Square Top	2-Panel Arch Top	2-Panel Plank Arch Top
SP-100 2'0" x 6'8**† 2'4" x 6'8**† 2'6" x 6'8**† 2'8" x 6'8**† 2'10" x 6'8**† 3'0" x 6'8**†	SP-60 2'6" x 6'8" 2'8" x 6'8** 2'10" x 6'8** 3'0" x 6'8**	SP-40BT 2'8" x 6'8" 2'10" x 6'8" 3'0" x 6'8"	SP-40 2'8" x 6'8" 2'10" x 6'8" 3'0" x 6'8"	SP-80 2'10" x 6'8" 3'0" x 6'8"	SP-27 2'8" x 6'8" 2'10" x 6'8" 3'0" x 6'8"	SP-30 2'8" x 6'8" 2'10" x 6'8" 3'0" x 6'8"	SP-21 2'8" x 6'8** 2'10" x 6'8** 3'0" x 6'8**	SP-20 2'8" x 6'8** 2'10" x 6'8** 3'0" x 6'8**	SP-24 2'10" x 6'8** 3'0" x 6'8**
Craftsman Direct Glazed∅	Craftsman∅	Beadboard Direct Glazed∅	Full View	Half-View	3/4 View	Craftsman Direct Glazed∅	Craftsman∅	Beadboard Direct Glazed∅	6-Panel
SPC-866DG 2'8" x 6'8** 2'10" x 6'8** 3'0" x 6'8**	SPC-866 2'8" x 6'8** 2'10" x 6'8** 3'0" x 6'8**	SPB-866DG 2'10" x 6'8" 3'0" x 6'8"	SP-690 1'0" x 6'8** 1'0" x 6'8** 1'2" x 6'8**	SP-692 1'0" x 6'8** 1'0" x 6'8** 1'2" x 6'8**	SP-422 1'0" x 6'8" 1'2" x 6'8"	SPC-820DG 1'0" x 6'8** 1'2" x 6'8**	SPC-820 1'0" x 6'8** 1'2" x 6'8**	SPB-820DG 1'0" x 6'8** 1'2" x 6'8**	SP8-60 2'8" x 8'0" 2'10" x 8'0" 3'0" x 8'0"

2-Panel 3/4 Arch Top∅	2-Panel Square Top∅	2-Panel Plank Arch Top∅	2-Panel Arch Top∅	Craftsman Direct Glazed∅	Beadboard Direct Glazed∅	Full View∅	Half-View∅	3/4 View∅	Craftsman Direct Glazed∅	Beadboard Direct Glazed∅
SP8-26 2'8" x 8'0" 2'10" x 8'0" 3'0" x 8'0"	SP8-21 2'8" x 8'0" 2'10" x 8'0" 3'0" x 8'0"	SP8-24 2'10" x 8'0" 3'0" x 8'0"	SP8-20 2'8" x 8'0" 2'10" x 8'0" 3'0" x 8'0"	SPC8-866DG 2'10" x 8'0" 3'0" x 8'0"	SPB8-866DG 2'10" x 8'0" 3'0" x 8'0"	SP8-690 1'0" x 8'0" 1'2" x 8'0"	SP8-692 1'0" x 8'0" 1'2" x 8'0"	SP8-422 1'0" x 8'0" 1'2" x 8'0"	SPC8-820DG 1'0" x 8'0" 1'2" x 8'0"	SPB8-820DG 1'0" x 8'0" 1'2" x 8'0"

Optional Craftsman Shelf



*Available in 7'0" heights
†SP8-100 also available in 8'0" height
∅ Special Order Only

Architectural Collection

Mahogany, Fir and Walnut Panel and Sidelight Designs

6-Panel Mahogany



AM-60
30" x 6'8"
AM8-60
30" x 8'0"

2-Panel Arch Plank Mahogany



AM-24
30" x 6'8"
AM8-24
30" x 8'0"

1-Panel Plank Mahogany



AM-14
30" x 6'8"
AM8-14
30" x 8'0"

4-Panel Bottom Arch Mahogany



AM-40
30" x 6'8"

SPECIAL ORDER ONLY

2-Panel Arch Plank Walnut



AW-24
30" x 6'8"
AW8-24
30" x 8'0"

4-Panel Bottom Arch Walnut



AW-40
30" x 6'8"

Craftsman Mahogany



AMC-814
30" x 6'8"

Craftsman Mahogany



AMC-816
30" x 6'8"

Craftsman Mahogany



AMC-820
1'0" x 6'8"
1'2" x 6'8"

Craftsman Fir



AFC-814
30" x 6'8"

Craftsman Fir



AFC-816
30" x 6'8"

Craftsman Fir



AFC-820
1'0" x 6'8"
1'2" x 6'8"

Full View Mahogany



3/4 View Mahogany



Full View Mahogany



3/4 View Mahogany



Full View Walnut



Optional Craftsman Shelf (available in Mahogany or Fir)



Clear or SDL Glass Only



0806-1L



2210-AT-1IL



590-5L



592-7L



0636-3L
0836-3L



2036-1L
2236-1L



2036-9L
2236-9L



2064-10L
2264-10L



RLB 2236 1L



RLB 2264 1L



2264-9L



2064-1L
2264-1L



2064-15L
2264-15L



*0836-1L




*0836-3L



*0764-1L



*0764-5L



0764-6L

 Low-E availability

In addition to our lines of hand-crafted, decorative doorlites and sidelites, we also provide a full selection of clear glass products which are also available in Low-E.

Clear Glass





www.pamexinc.com • sales@pamexinc.com


PAMEX, Inc. is the North America Agent of Quality PAMEX locks for the professional builder markets. PAMEX is a worldwide leader in the manufacturing of locksets for the residential and commercial markets. Quality products and outstanding service are the hallmarks of PAMEX, Inc. The apparent quality of the PAMEX products is reflected in the bath accessories and miscellaneous hardware items offered by PAMEX.

PAMEX® Locks



Lexington
 Naples
 Newberry
 Chester
 Baron
 Deadbolt

Commercial Hardware



Newport
 FD7 Deadbolt
 GC5900
 Cambridge
 E5000

Bath Accessories & Door Hardware



Seal Beach
 Charleston
 Hinge Pin
 House Number
 Knocker
 Carmel
 Ventura
 Eureka
 Door Stop
 Door Viewer



One system. Three frames. One solution.



No Screw Covers

- Locks Together
- Concealed attachments for a seamless frame profile

Protective Seal

- Unique Compression Seal
- Protects from weather—without caulk

Easy to Finish

- Paint or Stain ready
- New frame material requires no prep or primers

Now available for decorative glass in the following sizes:
 2236, 0836, 949, 2248, 0848, 2064,
 2264, 0764 and 0864

ALL DECO GLASS STANDARD
 with Trisys except for Dynasty

