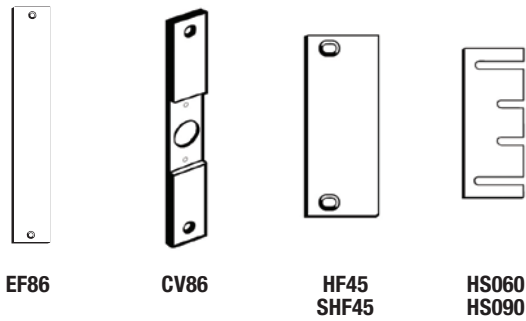
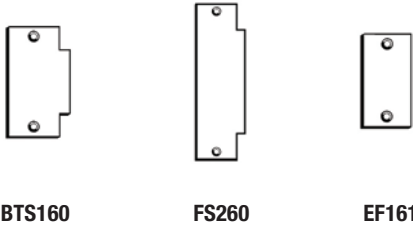
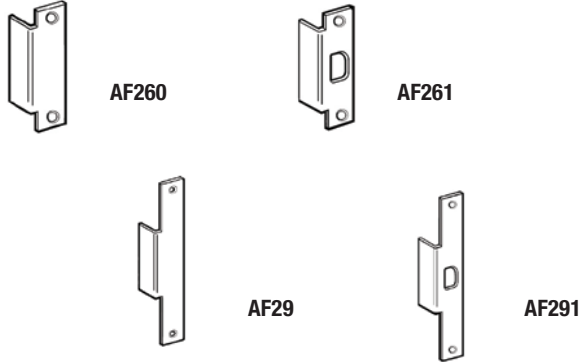


FILLER & CONVERSION PLATES



MFG #	TYPE	SIZE	EZ #
BTS160PC	"T" Strike with 160 Cutout	2-3/4" x 1-3/8"	003154
FS260PC	ANSI Strike Cutout	4-7/8" x 1-1/4"	003176
EF161PC	161 Strike Cutout	2-1/4" x 1-1/8"	075184
EF86PC	86 Mortise Cutout	8" x 1-1/4" x 3/16"	075181
CV86	Mortise to 161 KIK Cutout	8" x 1-1/4"	003155
HF45	Door Hinge Cutout	4-1/2" x 1-3/4"	026255
SHF45	Door Hinge Cutout	4-1/2" x 1-1/2"	026261
HS060	.060 Hinge Shim	4-1/2"	003178
HS090	.090 Hinge Shim	4-1/2"	003179

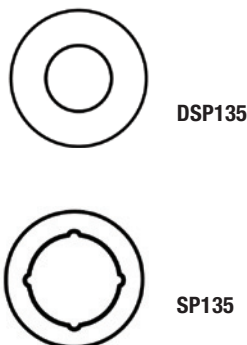
ELECTRIC STRIKE FILLER PLATES



- Fits selected Folger Adams, Von Duprin, and Rofu strikes
- Constructed of 13 gauge steel

MFG #	TYPE	CUTOUT	SIZE	EZ #
AF260SL	ANSI Filler	No	4-7/8" x 11/4"	075385
AF261SL	ANSI Filler	Yes	4-7/8" x 11/4"	066920
AF29SL	Filler	No	9" x 1-3/8"	075384
AF291SL	Filler	Yes	9" x 1-3/8"	067423

SCAR PLATES



- Used to convert 2- 3/8" to 2-3/4" backset

DSP135

- Fits under deadbolt collar

SP135

- Fits under rose of key-in-knob or deadbolt locks

MFG #	FINISH	COVERS	HOLE	SIZE	EZ #
DSP135 605	Polished Brass	2-1/8"	1-1/2"	3-1/2"	028287
DSP135 630	Satin Stainless	2-1/8"	1-1/2"	3-1/2"	028286
SP135 605	Polished Brass	2-1/8"	2-1/8"	3-1/2"	100822
SP135 609	Antique Brass	2-1/8"	2-1/8"	3-1/2"	003215
SP135 630	Satin Stainless	2-1/8"	2-1/8"	3-1/2"	003214

