

# Las Vegas Challenge

Course adidas TERREX Mini Caddy Book



dude



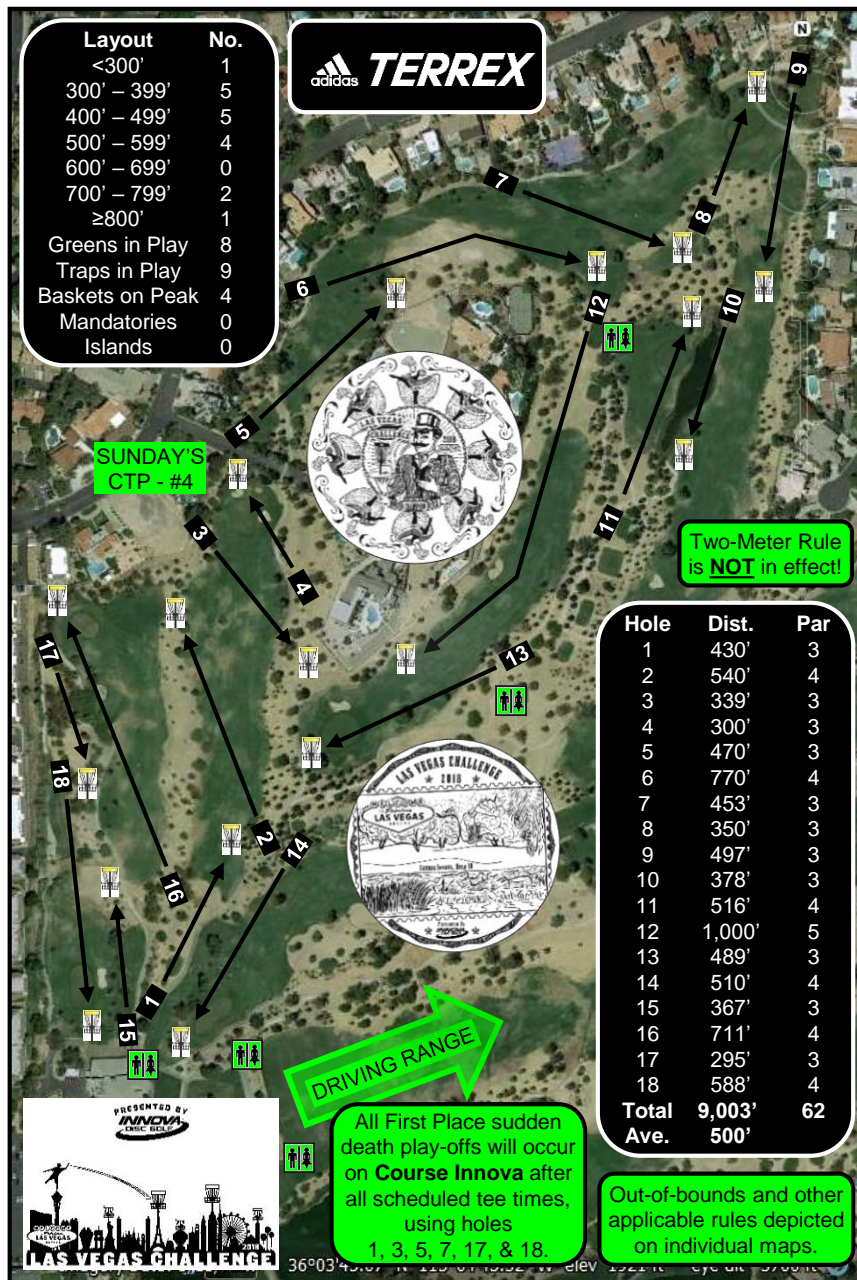
INFINITE DISCS

Disc Golf Values.com




February 22 – 25, 2018

## Course adidas TERREX Overall Map



# Local Course Rules

**Cart Paths** - The cart path is defined as the point where the roots of the grass and the concrete edge of the cart path (including raised edging) meet (unless marked by string). All other improvements (see examples below) adjacent to the cart path are not part of the cart path. The out-of-bounds line is a vertical up-and-down plane. The out-of-bounds line is part of the out-of-bounds area. Therefore, a disc landing on dirt or grass growing over a cart path edge is out-of-bounds when 100% of the disc is on the O.B.-side of the vertical plane.



**Course Availability** - Courses are closed after Wednesday. Players caught playing a closed course are in violation of Player Misconduct and subject to immediate disqualification.

**Discs Retrieval (from Back Yards & Water Areas)** - Entering into private yards or wading into water to retrieve a disc will be seen as Player Misconduct and subject to immediate disqualification and potential criminal/trespassing charges by the police.

**Island Holes** - Disc must come to rest on marked island. If island missed, take one-stroke penalty and next shot from the designated drop zone. For every additional shot which does not land on island, follow penalty rule (806.02(D)) for all other out-of-bound shots.

**Sand Traps** - The sand trap is defined as the point where the roots of the grass and the sand meet (unless marked by string). The hazard line is a vertical up-and-down plane. The hazard line is part of the hazard area. Therefore, a disc landing on grass growing over a sand trap is in the hazard when 100% of the disc is on the hazard-side of the vertical plane! Treat sand traps as a hazard (one-stroke penalty and play it where it lies). No relief provided from sand traps.

**Selling of Merchandise** - Permission is not granted to sell merchandise on Wild Horse property without consent of the Tournament Director. Such activities will be seen as Player Misconduct and subject to immediate disqualification.

**Two Meter Rule** - Not in effect for all courses, all holes.

**Water Areas** - Water areas are defined as the point where the water and the roots of the grass meet (unless marked by string). The out-of-bounds line is a vertical up-and-down plane. The out-of-bounds line is part of the out-of-bounds area. Therefore, a disc landing on grass growing over water is out-of-bounds when 100% of the disc is on the O.B.-side of the vertical plane!

**Zero Tolerance** - A player will be disqualified if in violation of any laws or regulations, even if activity occurs before or after a player's round.

**Hole 1**  
Par 3 – 430ft

O.B. – Fence/  
Cart Path &  
Beyond

Circle around basket  
approximation of ten  
(10) meter circle.

The 2017 individual hole  
statistics are based on  
all four (4) rounds of play  
of all (578) players.

O.B. – Cart Path  
& Beyond

'17 PRO STATS  
<Par – 28%  
=Par – 49%  
>Par – 23%  
Average – 3.0

New hole for 2018. Statistics from 2017 layout (Hole 13).

'17 AM STATS  
<Par – 8%  
=Par – 50%  
>Par – 42%  
Average – 3.5

adidas **TERREX**

**Hole 2**  
Par 4 – 540ft

O.B. – Cart Path  
& Beyond

'17 PRO STATS  
<Par – 0%  
=Par – 57%  
>Par – 43%  
Average – 3.5

Same hole as 2017.

'17 AM STATS  
<Par – 0%  
=Par – 19%  
>Par – 81%  
Average – 4.2

adidas **TERREX**

**adidas TERREX**

**CART PATH RULE VARIANCE** – Only hole on course where the cart path (and prior/beyond) is in bounds.

**Hole 3**  
Par 3 – 339ft

O.B. – Green

O.B. – Fence & Beyond

O.B. – Fence & Beyond

HAZARD – Sand Trap

17 PRO STATS  
<Par – 10%  
=Par – 70%  
>Par – 20%  
Average – 3.1

**SAND TRAP** - If disc comes to rest in sand trap, take one-stroke penalty and play it where it lies. No relief provided from sand traps.

17 AM STATS  
<Par – 2%  
=Par – 53%  
>Par – 45%  
Average – 3.5

Same hole as 2017.

**adidas TERREX**

**Hole 5**  
Par 3 – 470ft

O.B. – Cart Path & Beyond

O.B. – Cart Path & Prior

O.B. – Fence & Beyond

O.B. – Fence & Beyond

O.B. – Green

17 PRO STATS  
<Par – 3%  
=Par – 63%  
>Par – 34%  
Average – 3.4

**RE-TEE** - If throw from tee pad never crosses in-bounds, take one-stroke penalty and re-tee.

17 AM STATS  
<Par – 0%  
=Par – 40%  
>Par – 60%  
Average – 3.8

Same hole as 2017.

**adidas TERREX**

**CTP for Sunday's finals!**  
(Initial throw must land in-bounds to count.)

**Hole 4**  
Par 3 – 300ft

O.B. – Fence & Beyond

O.B. – Green

O.B. – Cart Path & Prior

HAZARD – Sand Traps

O.B. – Fence & Beyond

17 PRO STATS  
<Par – 30%  
=Par – 48%  
>Par – 22%  
Average – 3.0

**SAND TRAPS** - If disc comes to rest in sand trap, take one-stroke penalty and play it where it lies. No relief provided from sand traps.

17 AM STATS  
<Par – 14%  
=Par – 51%  
>Par – 35%  
Average – 3.4

Same hole as 2016/2017, with slight tee pad move.

**adidas TERREX**

**Hole 6**  
Par 4 – 770ft

O.B. – Cart Path & Beyond

O.B. – Cart Path & Prior

O.B. – Fence & Beyond

O.B. – Fence & Beyond

O.B. – Cart Path

17 PRO STATS  
<Par – 19%  
=Par – 61%  
>Par – 20%  
Average – 4.1

**RE-TEE** - If throw from tee pad never crosses in-bounds, take one-stroke penalty and re-tee.

17 AM STATS  
<Par – 2%  
=Par – 47%  
>Par – 51%  
Average – 4.7

Same hole as 2017, with slight basket move.

**adidas TERREX**

**Hole 7**  
Par 3 – 453ft

O.B. – Cart Path & Prior

O.B. – Fence & Beyond

O.B. – Green

O.B. – Water/ Rope & Beyond

17 PRO STATS  
<Par – 15%  
=Par – 56%  
>Par – 29%  
Average – 3.3

RE-TEE - If throw from tee pad never crosses in-bounds, take one-stroke penalty and re-tee.

17 AM STATS  
<Par – 4%  
=Par – 52%  
>Par – 44%  
Average – 3.9

New hole for 2018. Statistics from 2017 layout (The Island).

**adidas TERREX**

**Hole 9**  
Par 3 – 497ft

O.B. – Cart Path & Beyond

O.B. – Cart Path & Prior

O.B. – Green

O.B. – Water/ Rope & Beyond

17 PRO STATS  
<Par – 8%  
=Par – 51%  
>Par – 41%  
Average – 4.5

RE-TEE - If throw from tee pad never crosses in-bounds, take one-stroke penalty and re-tee.

17 AM STATS  
<Par – 0%  
=Par – 29%  
>Par – 71%  
Average – 5.2

New hole for 2018. Statistics from 2017 layout (at 840').

**adidas TERREX**

**Hole 8**  
Par 3 – 350ft

O.B. – Cart Path & Beyond

O.B. – Green

O.B. – Cart Path & Beyond

17 PRO STATS  
<Par – 38%  
=Par – 50%  
>Par – 12%  
Average – 3.8

Reconfigured hole from 2017, was 270' longer & a Par 4.

17 AM STATS  
<Par – 17%  
=Par – 56%  
>Par – 27%  
Average – 4.2

**adidas TERREX**

**Hole 10**  
Par 3 – 378ft

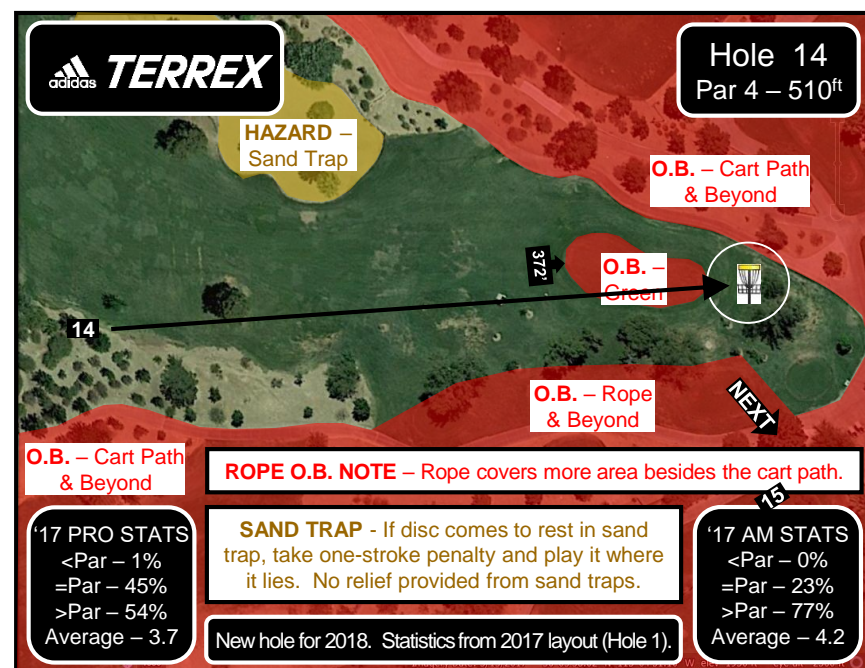

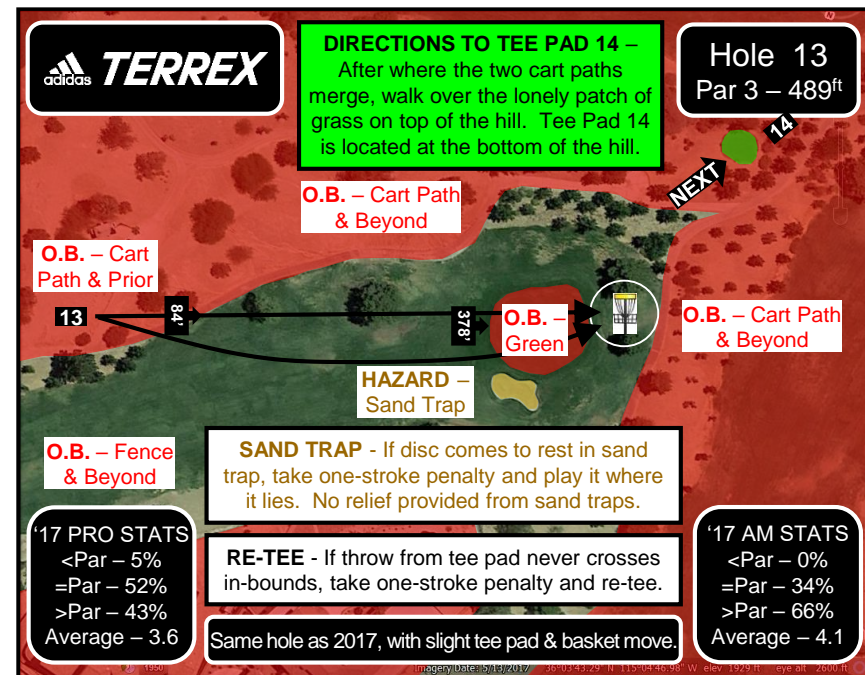
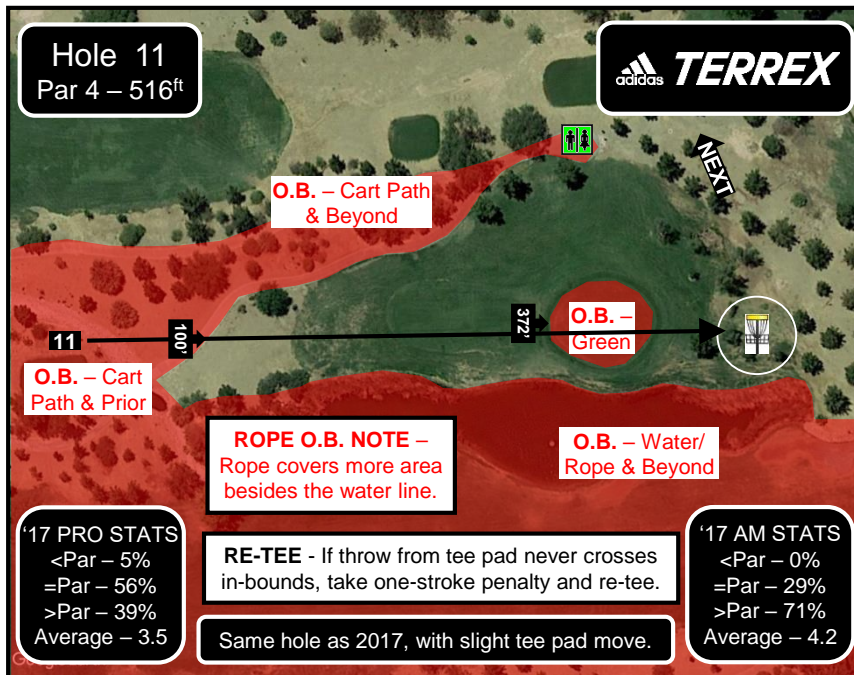
ROPE O.B. NOTE – Rope covers more area besides the water line.

O.B. – Water/ Rope & Beyond

17 PRO STATS  
<Par – 8%  
=Par – 51%  
>Par – 41%  
Average – 4.5

New hole for 2018. Statistics from 2017 layout (at 840').

17 AM STATS  
<Par – 0%  
=Par – 29%  
>Par – 71%  
Average – 5.2



**Hole 15**  
Par 3 – 367ft

**adidas TERREX**

O.B. – Fence/  
Rope & Beyond

O.B. – Rope  
& Beyond

O.B. – Cart Path  
& Beyond

15

16

NEXT

'17 PRO STATS  
<Par – 27%  
=Par – 54%  
>Par – 19%  
Average – 3.0

Same hole as 2017.

'17 AM STATS  
<Par – 12%  
=Par – 50%  
>Par – 38%  
Average – 3.4

**adidas TERREX**

**LVDGC**  
**ACE**

O.B. – Cart Path  
& Beyond

O.B. – Fence/  
Rope & Beyond

O.B. – Cart Path &  
Beyond UNTIL Fence

O.B. – Fence/  
Rope & Beyond

O.B. – Rope  
& Beyond

O.B. – Cart Path  
& Beyond

O.B. – Curbing  
& Beyond

17

18

NEXT

Aced in 2017 by  
Shae Chamberlain  
(prior basket move)

'17 PRO STATS  
<Par – 29%  
=Par – 60%  
>Par – 11%  
Average – 2.9

Same hole as 2017, with slight tee pad & basket move.

'17 AM STATS  
<Par – 16%  
=Par – 63%  
>Par – 21%  
Average – 3.1

**Hole 16**  
Par 4 – 711ft

**adidas TERREX**

O.B. – Fence  
& Beyond

O.B. – Cart Path  
& Beyond

O.B. – Green

O.B. – Cart Path  
& Beyond

O.B. – Fence/  
Rope & Beyond

O.B. – Curbing  
& Beyond

HAZARD –  
Sand Trap

HAZARD –  
Sand Trap

HAZARD –  
Sand Trap

16

17

NEXT

456'

603'

'17 PRO STATS  
<Par – 11% & 0%  
=Par – 70% & 48%  
>Par – 18% & 51%  
Ave. – 3.1 & 3.7

**SAND TRAP** - If disc comes to rest in sand trap, take one-stroke penalty and play it where it lies. No relief provided from sand traps.

New hole for 2018. Statistics from 2017 layout (Holes 15 & 16).

'17 AM STATS  
<Par – 2% & 0%  
=Par – 53% & 20%  
>Par – 45% & 80%  
Ave. – 3.6 & 4.4

All 1<sup>st</sup> Place sudden death play-offs will occur on Course Innova after all scheduled tee times, using holes 1, 3, 5, 7, 17, & 18.

O.B. – Fence/  
Rope & Beyond

O.B. – Green

O.B. – Cart Path/  
Rope & Beyond

O.B. – Cart Path/  
Rope & Beyond

O.B. – Curbing  
& Beyond

HAZARD –  
Sand Trap

HAZARD –  
Sand Trap

HAZARD –  
Sand Trap

18

189'

435'

'17 PRO STATS  
<Par – 31%  
=Par – 45%  
>Par – 24%  
Average – 4.0

Same hole as 2016/2017, with slight basket move.

'17 AM STATS  
<Par – 12%  
=Par – 37%  
>Par – 51%  
Average – 4.7