

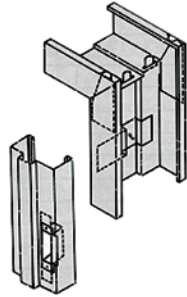
# DOORS & ACCESSORIES

## DOOR FRAMES

### DRYWALL FRAMES

#### DRYWALL

- Also available in 2'8", 2'10", 3'6", 4'0" and 6'0" widths
- Prepared for 9/32" silencer holes
- 18 gauge galvaneal steel
- For use with 1-3/4" doors
- All jambs complete with centre strap anchors and an adjustable top tension anchor



Typical corner section includes tension anchor.

MFG #	JAMB DEPTH	WIDTH	HEIGHT	HAND	EZ #
412 3068LH	4-1/2"	3'0"	6'8"	Left	083183
412 3068RH	4-1/2"	3'0"	6'8"	Right	083184
412 3070LH	4-1/2"	3'0"	7'0"	Left	083185
412 3070RH	4-1/2"	3'0"	7'0"	Right	083186
558 3068LH	5-5/8"	3'0"	6'8"	Left	083191
558 3068RH	5-5/8"	3'0"	6'8"	Right	083192
558 3070LH	5-5/8"	3'0"	7'0"	Left	083193
558 3070RH	5-5/8"	3'0"	7'0"	Right	083194
578 3068LH	5-7/8"	3'0"	6'8"	Left	083199
578 3068RH	5-7/8"	3'0"	6'8"	Right	083200
578 3070LH	5-7/8"	3'0"	7'0"	Left	083201
578 3070RH	5-7/8"	3'0"	7'0"	Right	083202
614 3068LH	6-1/4"	3'0"	6'8"	Left	—
614 3068RH	6-1/4"	3'0"	6'8"	Right	—
614 3070LH	6-1/4"	3'0"	7'0"	Left	—
614 3070RH	6-1/4"	3'0"	7'0"	Right	—
814 3068LH	8-1/4"	3'0"	6'8"	Left	—
814 3068RH	8-1/4"	3'0"	6'8"	Right	—
814 3070LH	8-1/4"	3'0"	7'0"	Left	—
814 3070RH	8-1/4"	3'0"	7'0"	Right	—

### MASONRY FRAMES

#### MASONRY

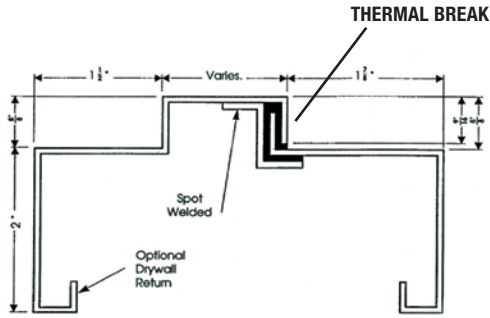
- For high frequency door openings.
- Also available in 2'8", 2'10", 3'6", 4'0" and 6'0" widths
- Prepared for 9/32" silencer holes
- 16 gauge galvaneal steel
- For use with 1-3/4" doors
- All jambs complete with base anchor

MFG #	JAMB DEPTH	WIDTH	HEIGHT	HAND	EZ #
534 3068LH	5-3/4"	3'0"	6'8"	Left	083159
534 3068RH	5-3/4"	3'0"	6'8"	Right	083160
534 3070LH	5-3/4"	3'0"	7'0"	Left	083161
534 3070RH	5-3/4"	3'0"	7'0"	Right	083162
634 3068LH	6-3/4"	3'0"	6'8"	Left	083167
634 3068RH	6-3/4"	3'0"	6'8"	Right	083168
634 3070LH	6-3/4"	3'0"	7'0"	Left	083169
634 3070RH	6-3/4"	3'0"	7'0"	Right	083170
734 3068LH	7-3/4"	3'0"	6'8"	Left	083207
734 3068RH	7-3/4"	3'0"	6'8"	Right	083208
734 3070LH	7-3/4"	3'0"	7'0"	Left	083209
734 3070RH	7-3/4"	3'0"	7'0"	Right	083210
834 3068LH	8-3/4"	3'0"	6'8"	Left	083175
834 3068RH	8-3/4"	3'0"	6'8"	Right	083176
834 3070LH	8-3/4"	3'0"	7'0"	Left	083177
834 3070RH	8-3/4"	3'0"	7'0"	Right	083178

# DOORS & ACCESSORIES

## DOOR FRAMES

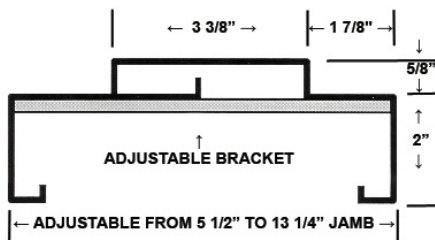
### THERMALLY BROKEN FRAMES



- Designed to eliminate thermal transfers between exterior and interior surfaces
- The combination of galvanized steel and PVC thermal break ensures energy conservation and efficient insulating qualities
- Prepared for 9/32" silencer holes
- 16 gauge galvanized steel
- For use with 1-3/4" doors
- All jambs complete with base anchor

MFG #	JAMB DEPTH	WIDTH	HEIGHT	HAND	EZ#
TB534 3068LH	5-3/4"	3'0"	6'8"	Left	—
TB534 3068RH	5-3/4"	3'0"	6'8"	Right	—
TB534 3070LH	5-3/4"	3'0"	7'0"	Left	—
TB534 3070RH	5-3/4"	3'0"	7'0"	Right	—
TB534 6068LH	5-3/4"	6'0"	6'8"	Left	—
TB534 6068RH	5-3/4"	6'0"	6'8"	Right	—
TB534 6070LH	5-3/4"	6'0"	7'0"	Left	—
TB534 6070RH	5-3/4"	6'0"	7'0"	Right	—

### EXPANDABLE DRYWALL FRAMES



- Offer optimum versatility to accommodate various wall thicknesses
- Prepared for 9/32" silencer holes
- 18 gauge or 16 gauge galvanized steel
- For use with 1-3/4" doors (steel or wood)
- Adjustable from 5-1/2" to 8-3/4" (small) 8-1/2" to 13-1/4" (large)
- Prepared to receive countersunk screws #7 x 2-1/2 (included)
- Prepared with 12 gauge ASA strike reinforcing
- Prepared with 1-1/2 pairs of high frequency 10 gauge 4-1/2" hinge reinforcement
- Height available: 6'8", 7'0" or 8'0"

MFG #	JAMB DEPTH	WIDTH	HEIGHT	HAND	EZ #
SMALL EXP 3068LH	5-3/4" to 8-3/4"	3'0"	6'8"	Left	—
SMALL EXP 3068RH	5-3/4" to 8-3/4"	3'0"	6'8"	Right	—
SMALL EXP 3070LH	5-3/4" to 8-3/4"	3'0"	7'0"	Left	—
SMALL EXP 3070RH	5-3/4" to 8-3/4"	3'0"	7'0"	Right	—
SMALL EXP 6068LH	5-3/4" to 8-3/4"	6'0"	6'8"	Left	—
SMALL EXP 6068RH	5-3/4" to 8-3/4"	6'0"	6'8"	Right	—
SMALL EXP 6070LH	5-3/4" to 8-3/4"	6'0"	7'0"	Left	—
SMALL EXP 6070RH	5-3/4" to 8-3/4"	6'0"	7'0"	Right	—
LARGE EXP 3068LH	8-1/2" to 13-1/4"	3'0"	6'8"	Left	—
LARGE EXP 3068RH	8-1/2" to 13-1/4"	3'0"	6'8"	Right	—
LARGE EXP 3070LH	8-1/2" to 13-1/4"	3'0"	7'0"	Left	—
LARGE EXP 3070RH	8-1/2" to 13-1/4"	3'0"	7'0"	Right	—
LARGE EXP 6068LH	8-1/2" to 13-1/4"	6'0"	6'8"	Left	—
LARGE EXP 6068RH	8-1/2" to 13-1/4"	6'0"	6'8"	Right	—
LARGE EXP 6070LH	8-1/2" to 13-1/4"	6'0"	7'0"	Left	—
LARGE EXP 6070RH	8-1/2" to 13-1/4"	6'0"	7'0"	Right	—

D