

ADULT VICTIM IMPACT PANELS - SURVEY RESULTS

First Round - Panel Surveys Between 1/7/19 and 5/8/19

Follow-up Surveys Between 4/7/19 to 7/8/19

Narrative:

From January to May, 2019, AAIM surveyed 2,480 adults who participated in 18 Victim Impact Panels that were conducted by AAIM. These surveys were offered in English. At the conclusion of each panel, participants were invited to respond to a nine-question survey, which was designed to assess knowledge, attitudes and self-reported behavior concerning impaired driving, and to measure the initial effectiveness of the Victim Impact Panels. For the convenience of the participants, access to the survey was offered through text messaging or a web page. Of the survey respondents from the 18 adult panels, 80% chose to respond via the Internet web page and 20% chose to respond by text messaging.

Seventy-three percent (1,813 participants) responded to the survey. Of those who responded to the survey across all 18 panels, forty-one percent gave permission for AAIM to contact them after three months to obtain a measure of how many had relapsed into risky driving practices and how many were able to maintain safer attitudes and behaviors.

Findings from the initial Adult VIPs showed that:

- Those who participated in the evaluation stated that they had knowingly driven under the influence without incident the following number of times:

Never	10%
1-25 times	60%
26-50 times	12%
51-75 times	5%
76-100 times	4%
100+ times	9%
- 93% of those who participated in the evaluation stated they believed there is a relationship between bad driving decisions and the long-term consequences.
- 94% of those who participated in the evaluation stated that upon hearing the pain that drunk driving causes to others, they would not drive impaired.
- 96% of those who participated in the evaluation stated that they believed bad driving decisions may hurt themselves or others; less than one half of a percent did not believe this.
- 91% of those who participated in the evaluation stated that upon understanding the consequences of impaired driving, they were willing to change their behavior; 3.7% stated they were “somewhat” willing to do so.
- 90% of those who participated in the evaluation stated that the Victim Impact Panel reinforced what they had learned in their intervention/treatment programs.

ADULT VICTIM IMPACT PANELS - SURVEY RESULTS

Continued

- 92% stated that before drinking, they would designate a non-drinking driver to secure a safe ride.
- 90% stated that the stories they heard from the Victim Impact Panel would stop them from driving any motor vehicle when they were drunk or high.

As stated earlier, 41% of the respondents gave AAIM permission to follow up with them after three months. Twenty-two percent preferred a text via their cell phones; 19% preferred follow up by email. Three percent of those who initially indicated that they could be contacted for follow-up responded to the follow-up survey.

Follow-up responses after 3 months:

Of the three percent who responded to the follow-up survey, 100% responded via the web page option. Following is a summary of the follow-up responses by question.

- 88% stated that the presentation changed their view about the impact of drinking and driving; 8% said it did not change their view; 4% said it “somewhat” changed their view.
- None of those responding to the follow-up survey stated that they had driven impaired since the initial Victim Impact Panel.
- When asked what factor most contributed to their success, the follow-up survey respondents answered as follows:

Victim impact panel	0%
Family and friend support	0%
Personal determination	21%
All the above	75%
None of the above	4%

Following are graphs showing the responses to the initial Victim Impact Panel evaluation.

ADULT VICTIM IMPACT PANELS - SURVEY RESULTS

Interactive Online Data

Survey results by location may be compared online at the URLs below. The online format allows you to select specific locations, view the exact number of responses, and compare results for each question by location. Please contact David Gordon at 1-877-669-7233, x201, if you have any questions about accessing or how to use this information.

Adult English Panel Slide Show:

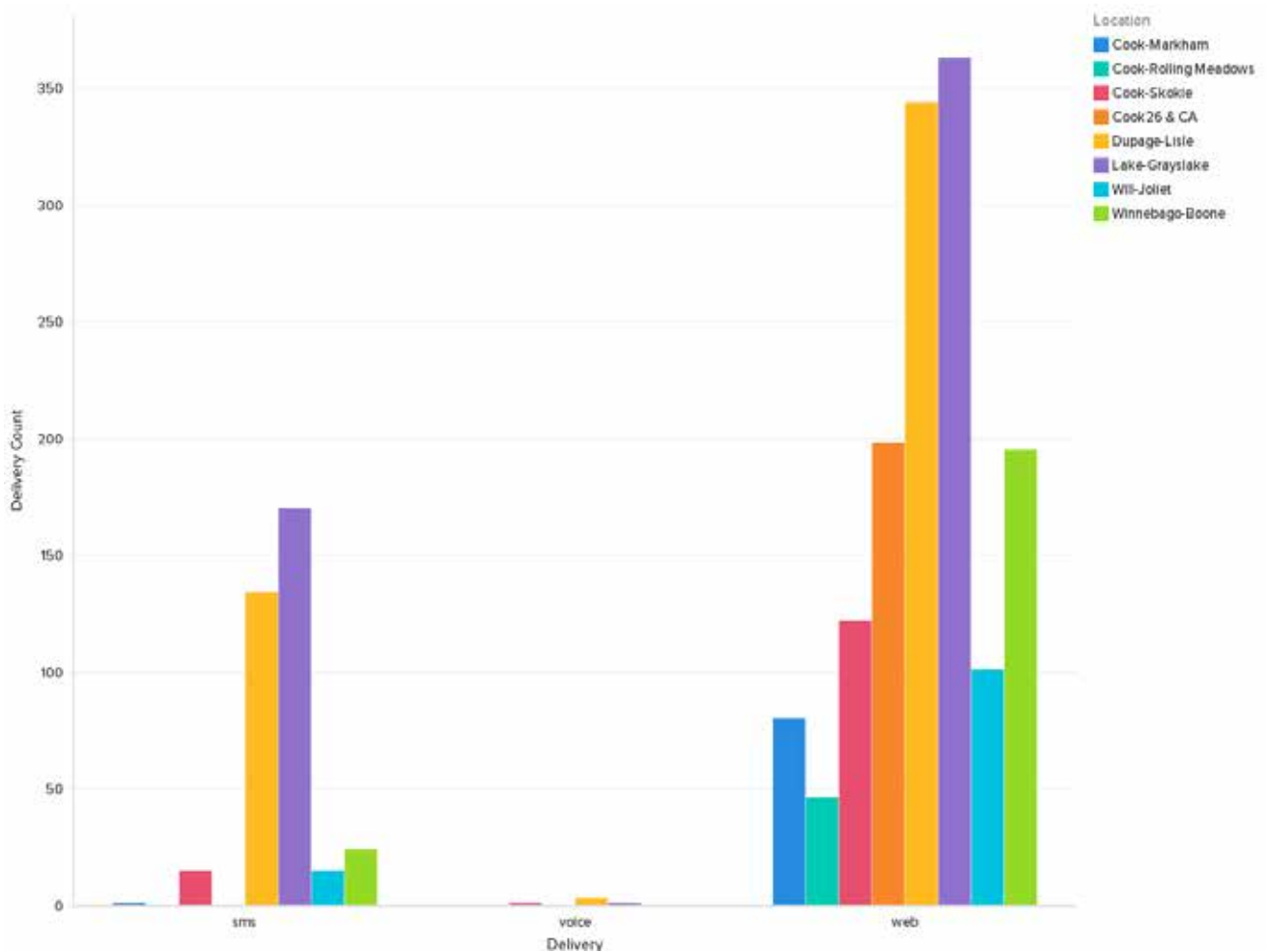
<https://analytics.zoho.com/ZDBSlideshow.cc?SLIDEID=937691000001923543&SLIDEKEY=74871f-b641aff1a95eec03b9ded049e8&INTERVAL=25&AUTOPLAY=true&INCLUDETITLE=true&INCLUDEDESC=true>

Adult Spanish Panel Slide Show:

<https://analytics.zoho.com/ZDBSlideshow.cc?SLIDEID=937691000001923542&SLIDEKEY=ace4c-47c6c8321c2ed1d21869fcf17a1&INTERVAL=25&AUTOPLAY=true&INCLUDETITLE=true&INCLUDEDESC=true>

Youth English Panel Slide Show:

<https://analytics.zoho.com/ZDBSlideshow.cc?SLIDEID=937691000001923564&SLIDEKEY=9cd-437fe1522b961f1b6eb5d4d2623bc&INTERVAL=25&AUTOPLAY=true&INCLUDETITLE=true&INCLUDEDESC=true>



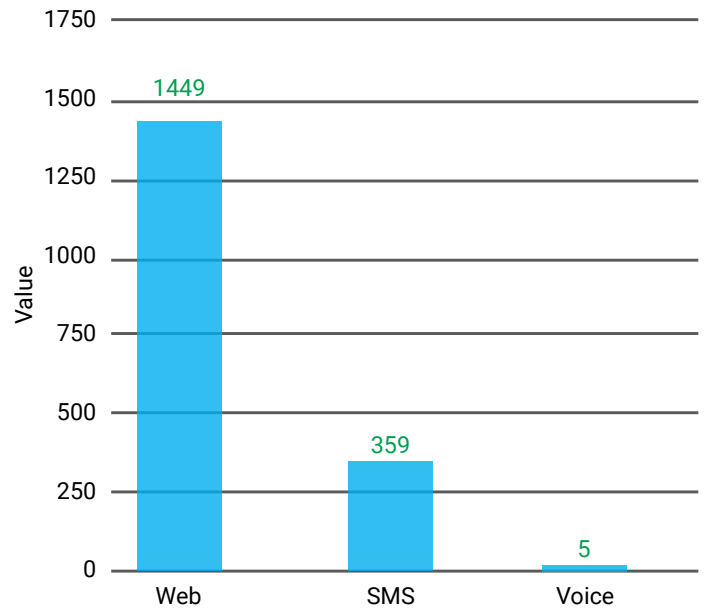
ADULT VICTIM IMPACT PANELS - SURVEY RESULTS

Graphs

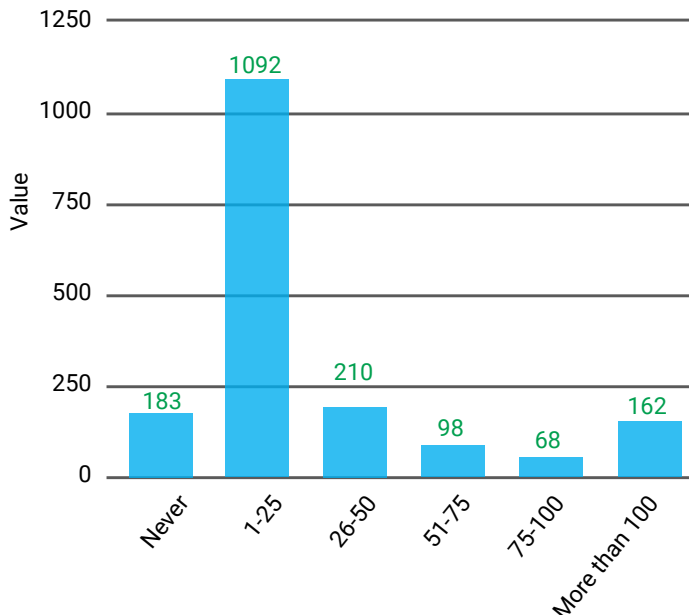
Adult English Panels, 1/10/19 to 5/8/19

Cook-Rolling Meadows	1/10/2019	Adult Eng
Dupage-Lisle	1/14/2019	Adult Eng
Will-Joliet	1/25/2019	Adult Eng
Dupage-Lisle	2/11/2019	Adult Eng
Lake-Grayslake	2/13/2019	Adult Eng
Winnebago-Boone	2/14/2019	Adult Eng
Cook-Skokie	2/19/2019	Adult Eng
DuPage-Lisle	3/4/2019	Adult Eng
Cook-Markham	3/11/2019	Adult Eng
Cook-26th & CA	3/12/2019	Adult Eng
Lake-Grayslake	3/13/2019	Adult Eng
Will-Joliet	3/22/2019	Adult Eng
Dupage-Lisle	4/8/2019	Adult Eng
Cook-Skokie	4/9/2019	Adult Eng
Lake-Grayslake	4/10/2019	Adult Eng
Winnebago-Boone	4/11/2019	Adult Eng
Cook-26th & CA	4/23/2019	Adult Eng
Lake-Grayslake	5/8/2019	Adult Eng

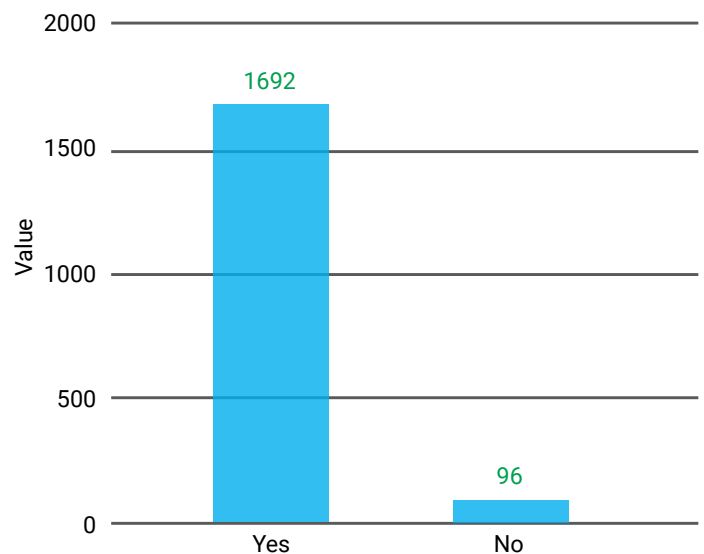
Survey Responses by Input Type



How many times have you knowingly driven under the influence without incident? (1: Never, 2: 1-25, 3: 26-50, 4: 51-75, 5: 76-100, 6: 100+)



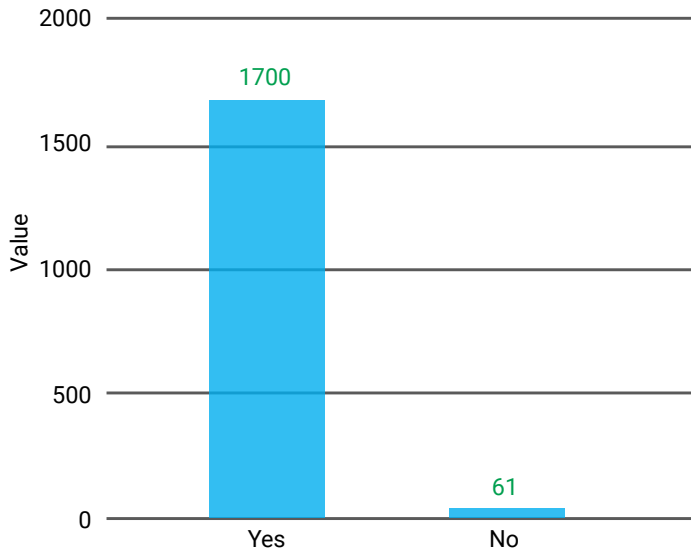
Do you believe there is a relationship between bad driving decisions and the long-term consequences? (1: Yes, 2: No)



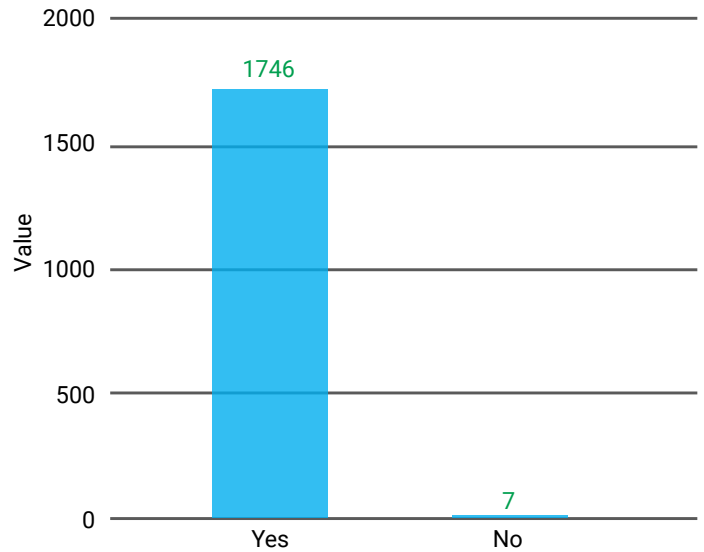
ADULT VICTIM IMPACT PANELS - SURVEY RESULTS

Graphs continued

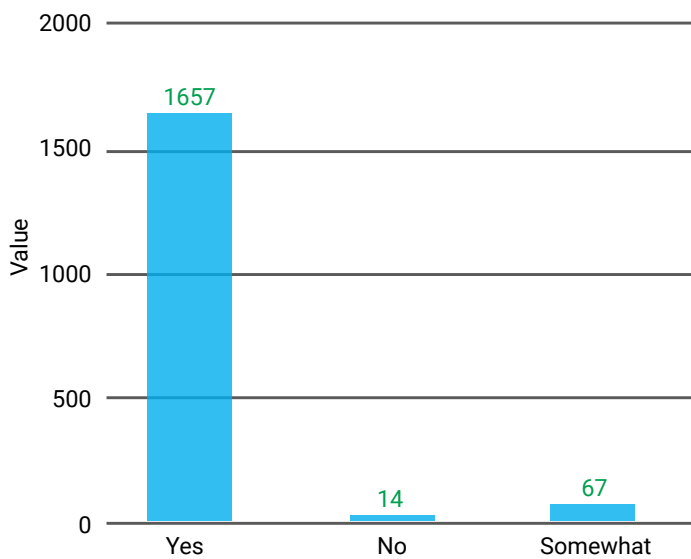
Hearing the pain that drunk driving causes to others, will you remember the stories, and not drive impaired? (1: Yes, 2: No)



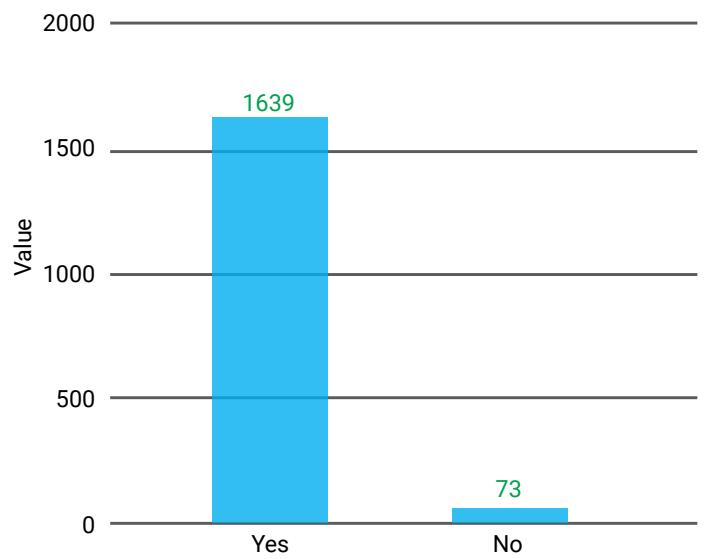
Do you believe that bad driving decisions may hurt you or others? (1: Yes, 2: No)



Understanding the consequences of impaired driving, are you willing to change your behavior? (1: Yes, 2: No, 3: Somewhat)



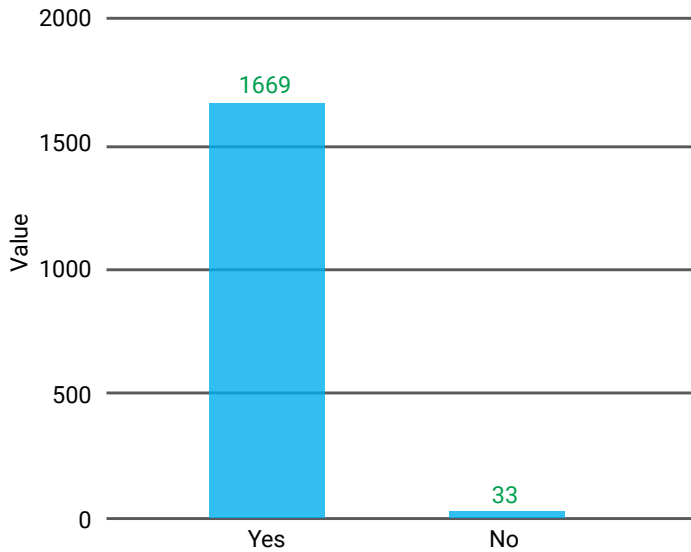
Did the Victim Impact Panel reinforce what you learned in your intervention/treatment program? (1: Yes, 2: No)



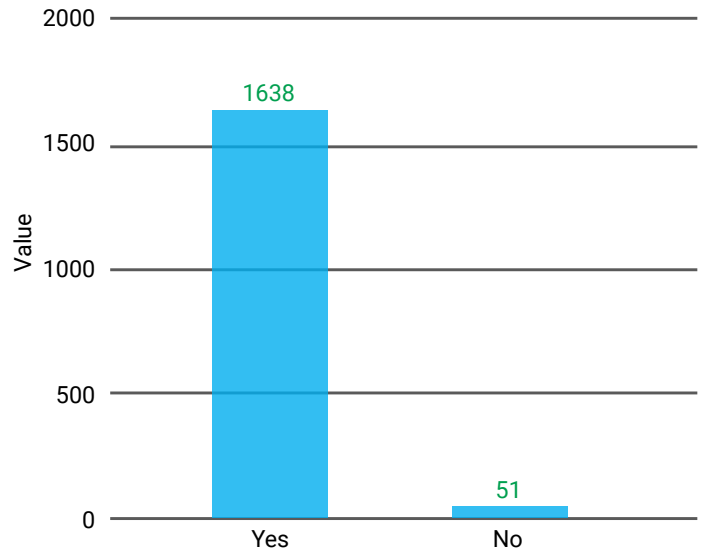
ADULT VICTIM IMPACT PANELS - SURVEY RESULTS

Graphs continued

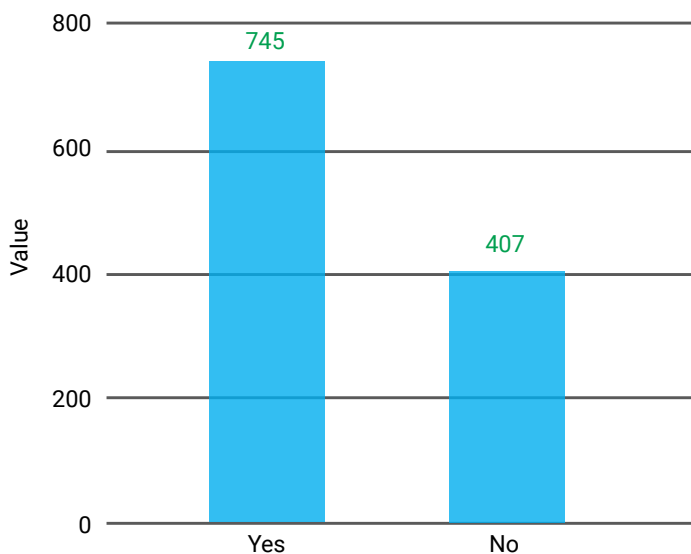
Before drinking, will you designate a non-drinking driver to secure a safe ride?
(1: Yes, 2: No)



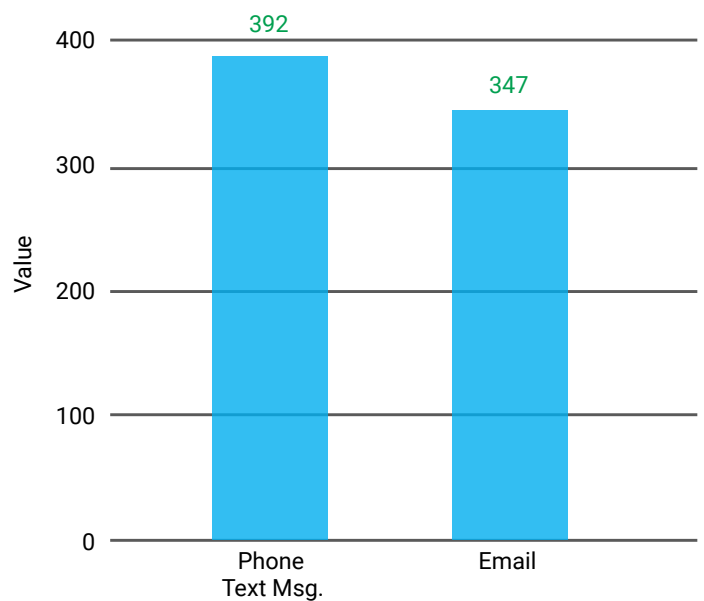
Will the stories you heard tonight stop you from driving any motor vehicle when you are drunk or high?
(1: Yes, 2: No)



May we follow up with you directly for your feedback in the future? (1: Yes, 2: No)



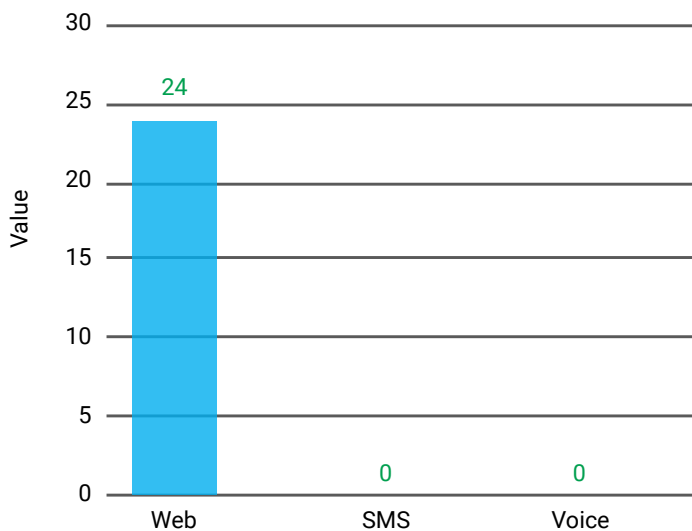
Please choose how we may contact you.
(1: Phone, by text message, 2: Email)



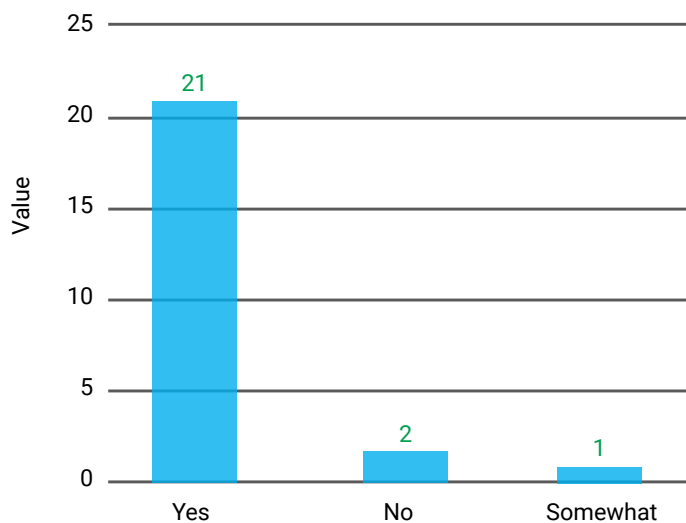
ADULT VICTIM IMPACT PANELS - FOLLOW-UP SURVEY

Follow-up Graphs

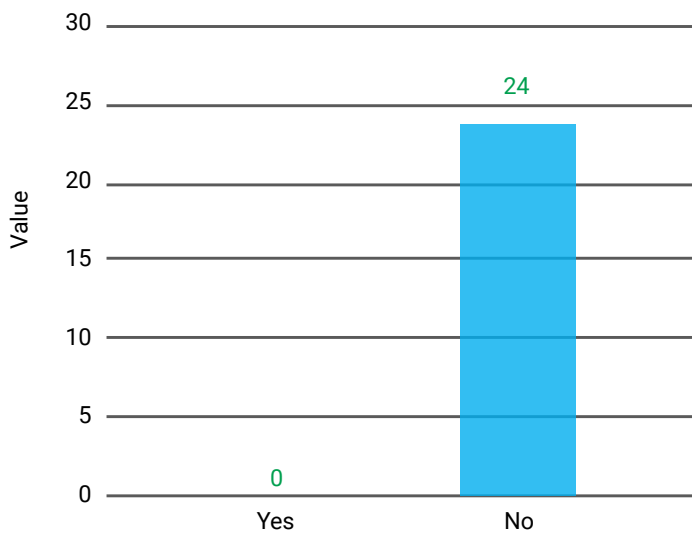
Follow-up Survey Responses by Input Type



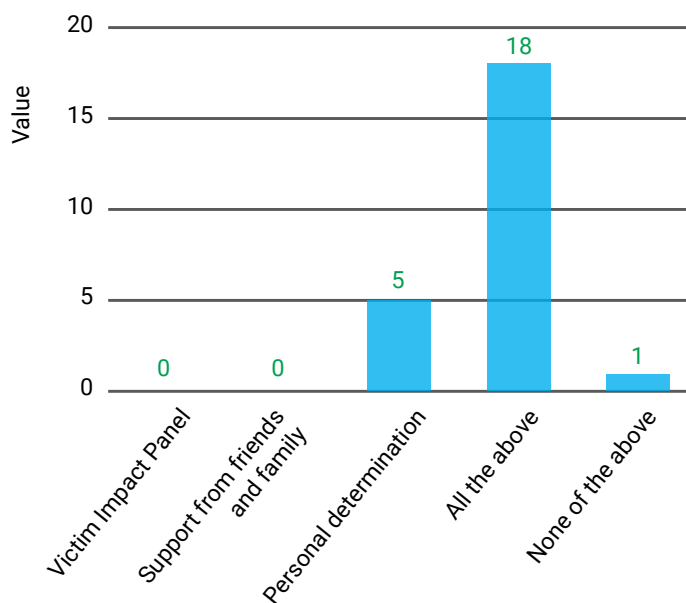
Did the presentation change your view about the impact of drinking and driving? (1: Yes, 2: No, 3: Somewhat)



Since the presentation, have you driven impaired? (1: Yes, 2: No)



What factor most contributed to your success? (1: Victim Impact Panel, 2: Family support, 3: Personal determination, 4: All the above, 5: None of the above)



ADULT VICTIM IMPACT PANELS - SPANISH SURVEY RESULTS

First Round - Panel Surveys Between 3/1/19 and 3/31/19

Follow-up Surveys Between 5/1/19 to 6/30/19

Narrative:

From February to April, 2019, AAIM conducted three Victim Impact Panels for Spanish-speaking adult offenders and asked participants to respond to a nine-question survey at the conclusion of each panel. The survey was designed to assess knowledge, attitudes and self-reported behavior concerning impaired driving, and to measure the initial effectiveness of the Victim Impact Panels. For the convenience of the participants, access to the survey was offered in Spanish through text messaging or a web page. Of the survey respondents from the three Spanish adult panels, 98% chose to respond via the Internet web page and 2% chose to respond by text messaging.

A total of 100 participants responded to the survey. Of those who responded, 91% gave permission for AAIM to contact them after three months to obtain a measure of how many had relapsed into risky driving practices and how many were able to maintain safer attitudes and behaviors.

Findings from the initial Adult Spanish VIPs showed that:

- Those who participated in the evaluation stated that they had knowingly driven under the influence without incident the following number of times:

Never	12%
1-25 times	81%
26-50 times	3%
51-75 times	2%
76-100 times	1%
100+ times	1%
- 93% of those who participated in the evaluation stated they believed there is a relationship between bad driving decisions and the long-term consequences.
- 88% of those who participated in the evaluation stated that upon hearing the pain that drunk driving causes to others, they would not drive impaired.
- 98% of those who participated in the evaluation stated that they believed bad driving decisions may hurt themselves or others; less than one half of a percent did not believe this.
- 96% of those who participated in the evaluation stated that upon understanding the consequences of impaired driving, they were willing to change their behavior; 2% stated they were “somewhat” willing to do so.
- 97% of those who participated in the evaluation stated that the Victim Impact Panel reinforced what they had learned in their intervention/treatment programs.

ADULT VICTIM IMPACT PANELS - SPANISH SURVEY RESULTS

Continued

- 97% stated that before drinking, they would designate a non-drinking driver to secure a safe ride.
- 97% stated that the stories they heard from the Victim Impact Panel would stop them from driving any motor vehicle when they were drunk or high.

As stated earlier, 91% of the respondents gave AAIM permission to follow up with them after three months. Eighty-nine percent preferred a text via their cell phones; 12% preferred follow up by email. Two percent of those who initially indicated that they could be contacted for follow up responded to the follow-up survey.

Follow-up responses after 3 months:

Of the 2 percent who responded to the follow-up survey (2 participants total), both responded via the web page option. Following is a summary of the follow-up responses by question.

- One participant stated that the presentation changed his/her view about the impact of drinking and driving; the other said it "somewhat" changed his/her view.
- One respondent to the follow-up survey stated that he/she had not driven impaired since the initial Victim Impact Panel and the other stated that he/she had driven impaired two times.
- When asked what factor most contributed to the impaired driving incidents, the one respondent stated there was no other way to get home.
- When asked what factor most contributed to his/her success, the other respondent cited the Victim Impact Panel, family and friend support, and personal determination.

Following are graphs showing the responses to the initial Victim Impact Panel evaluation. (Graphs are not included for the follow-up survey given the low number of responses.)

ADULT VICTIM IMPACT PANELS - SPANISH SURVEY RESULTS

Interactive Online Data

Survey results by location may be compared online at the URLs below. The online format allows you to select specific locations, view the number of responses, switch the type of graph, and compare results for each question by location. Please contact David Gordon at 1-877-669-7233, ext. 201, if you have any questions about accessing this information.

Adult English Panel Slide Show:

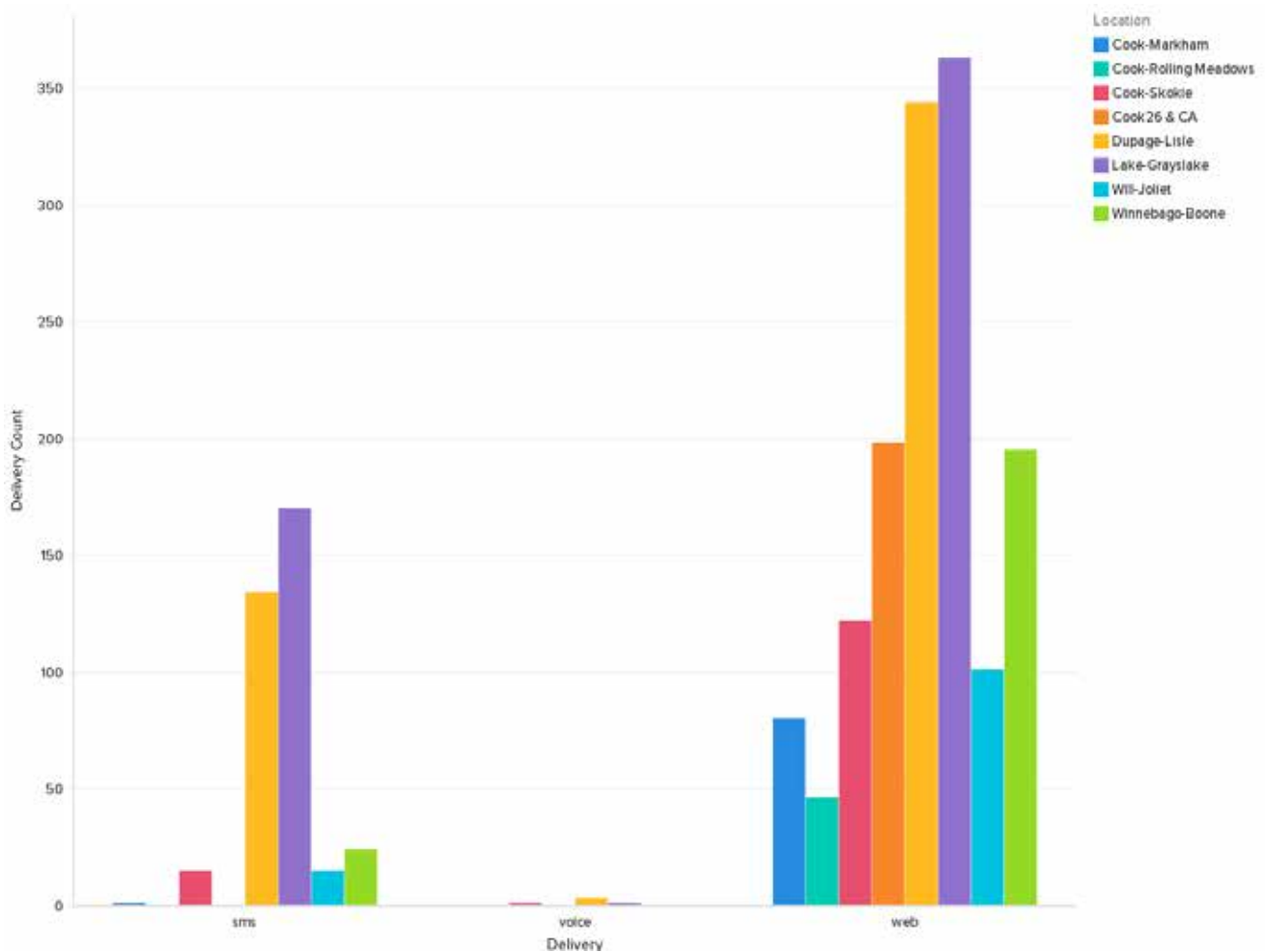
<https://analytics.zoho.com/ZDBSlideshow.cc?SLIDEID=937691000001923543&SLIDEKEY=74871f-b641aff1a95eec03b9ded049e8&INTERVAL=25&AUTOPLAY=true&INCLUDETITLE=true&INCLUDEDESC=true>

Adult Spanish Panel Slide Show:

<https://analytics.zoho.com/ZDBSlideshow.cc?SLIDEID=937691000001923542&SLIDEKEY=ace4c-47c6c8321c2ed1d21869fcf17a1&INTERVAL=25&AUTOPLAY=true&INCLUDETITLE=true&INCLUDEDESC=true>

Youth English Panel Slide Show:

<https://analytics.zoho.com/ZDBSlideshow.cc?SLIDEID=937691000001923564&SLIDEKEY=9cd-437fe1522b961f1b6eb5d4d2623bc&INTERVAL=25&AUTOPLAY=true&INCLUDETITLE=true&INCLUDEDESC=true>



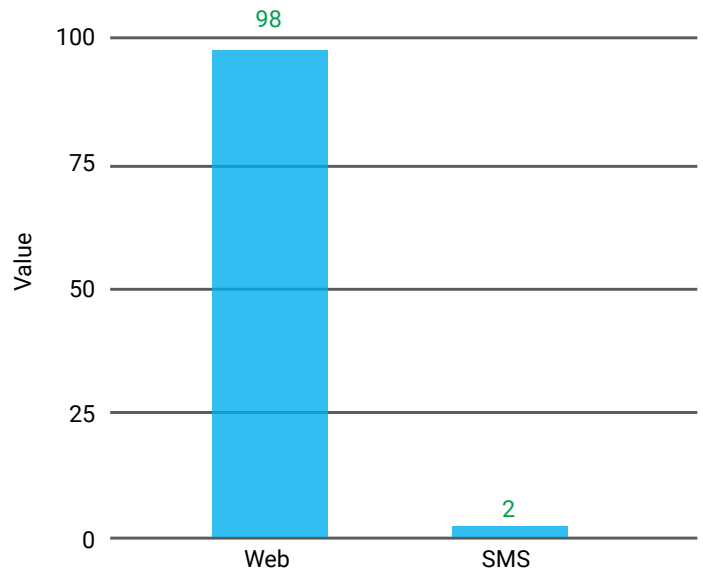
ADULT VICTIM IMPACT PANELS - SPANISH SURVEY RESULTS

Graphs

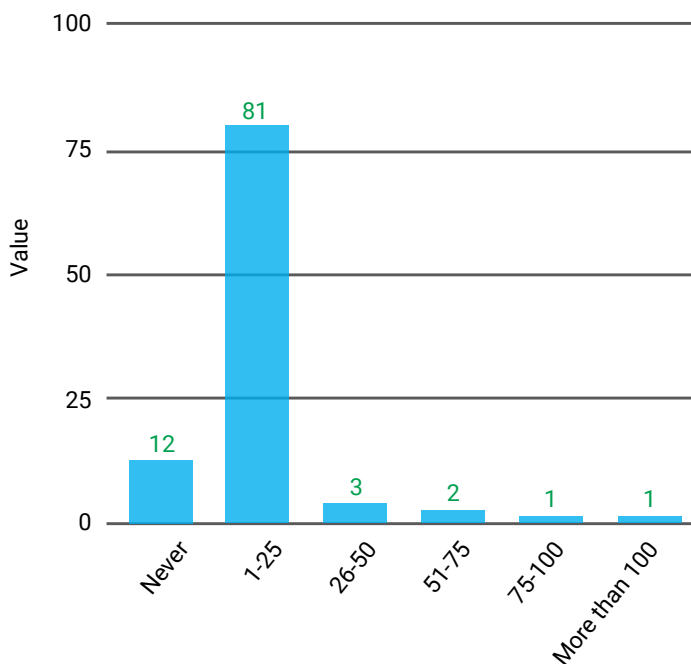
Adult Spanish Panels, 3/1/19 to 3/31/19

Winnebago-Boone	3/14/2019	Adult Span
Will-Joliet	3/22/2019	Adult Span
DuPage-Lisle	3/25/2019	Adult Span

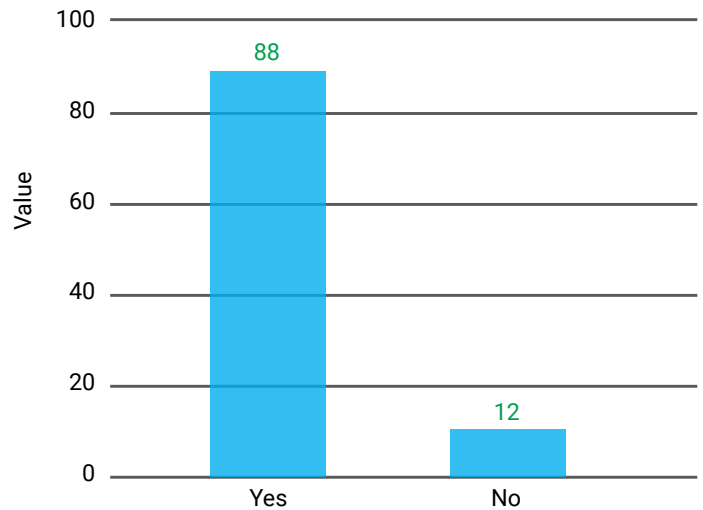
Survey Responses by Input Type



How many times have you knowingly driven under the influence without incident? *¿Cuántas veces has conducido conscientemente bajo la influencia sin incidentes? (1: Never, 2: 1-25, 3: 26-50, 4: 51-75, 5: 76-100, 6: 100+)*



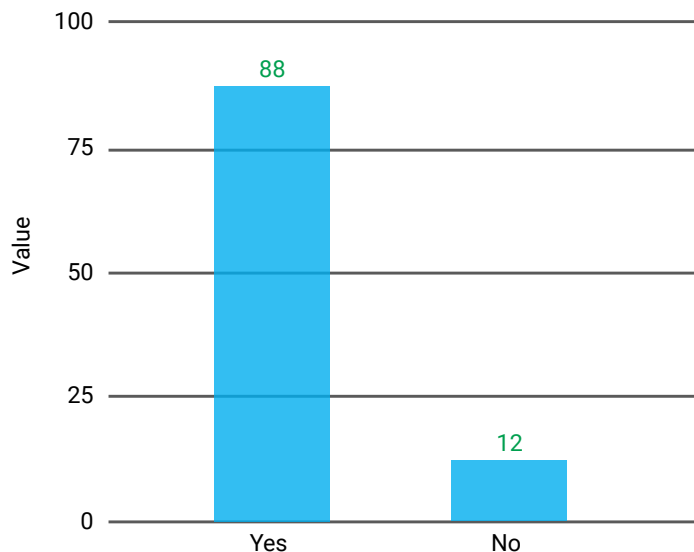
Do you believe there is a relationship between bad driving decisions and the long-term consequences? *Cree que existe una relación entre las malas decisiones de conducción y las consecuencias a largo plazo? (1: Yes, 2: No)*



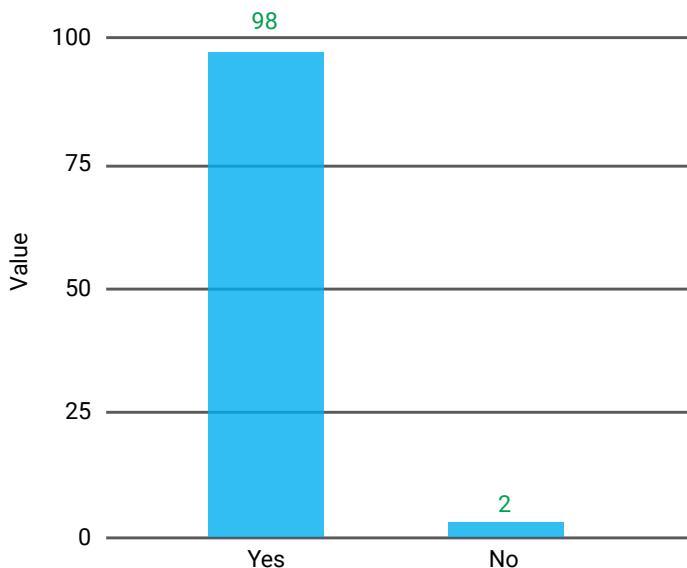
ADULT VICTIM IMPACT PANELS - SPANISH SURVEY RESULTS

Graphs continued

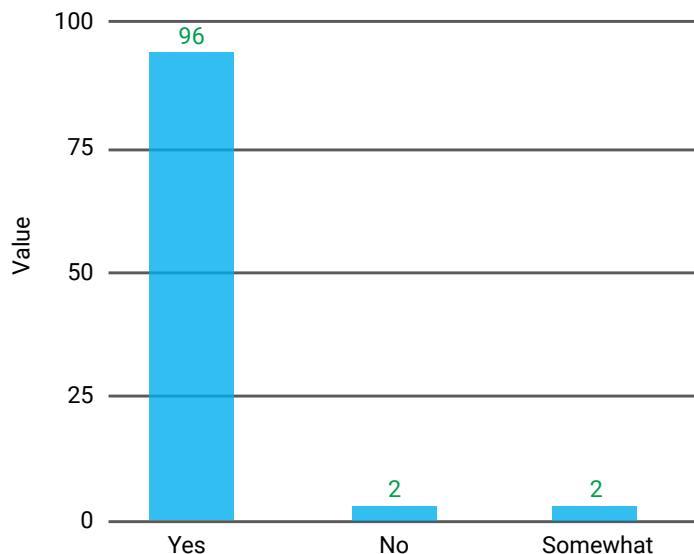
Hearing the pain that drunk driving causes to others, will you remember the stories, and not drive impaired? *Escuchar el dolor que el conducir borracho causa otros, ¿recordará las historias, y no manejará bajo la influencia?* (1: Yes, 2: No)



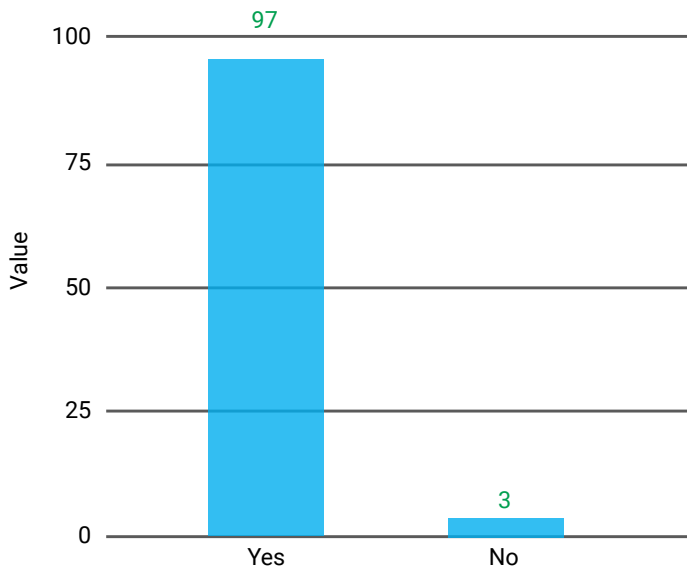
Do you believe that bad driving decisions may hurt you or others? *Cree usted que las malas decisiones de conducción pueden lastimarlo a usted o a otros?* (1: Yes, 2: No)



Understanding the consequences of impaired driving, are you willing to change your behavior? *Entendiendo las consecuencias de la conducción bajo la influencia, ¿está usted dispuesto a cambiar su comportamiento?* (1: Yes, 2: No, 3: Somewhat)



Did the Victim Impact Panel reinforce what you learned in your intervention/treatment program? *El panel de impacto de víctimas refuerza lo que aprendió en su programa de intervención/tratamiento?* (1: Yes, 2: No)

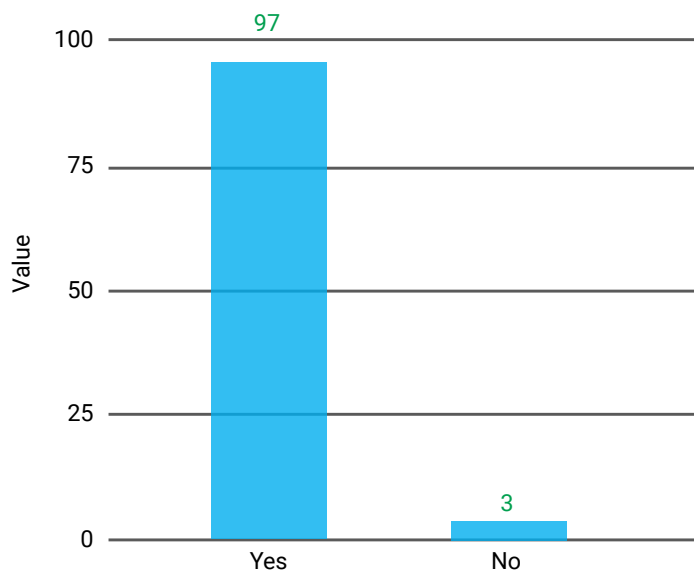


ADULT VICTIM IMPACT PANELS - SPANISH SURVEY RESULTS

Graphs continued

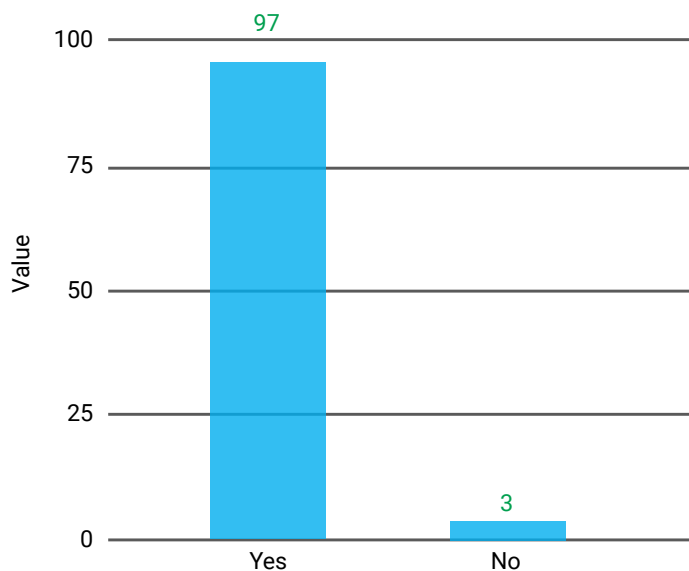
Before drinking, will you designate a non-drinking driver to secure a safe ride?

Antes de beber, ¿usted designará a un conductor que no este bebiendo para asegurar un paseo seguro? (1: Yes, 2: No)



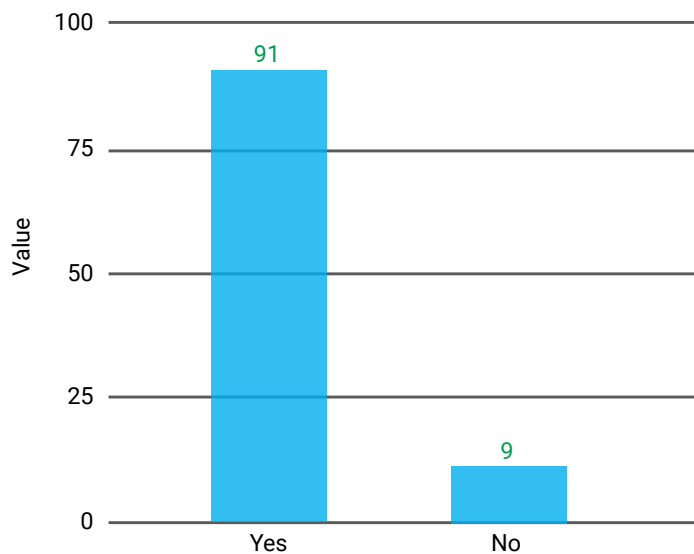
Will the stories you heard tonight stop you from driving any motor vehicle when you are drunk or high?

Las historias que escuchó esta noche le detienen de conducir cualquier vehículo de motor cuando está borracho o bajo drogas? (1: Yes, 2: No)



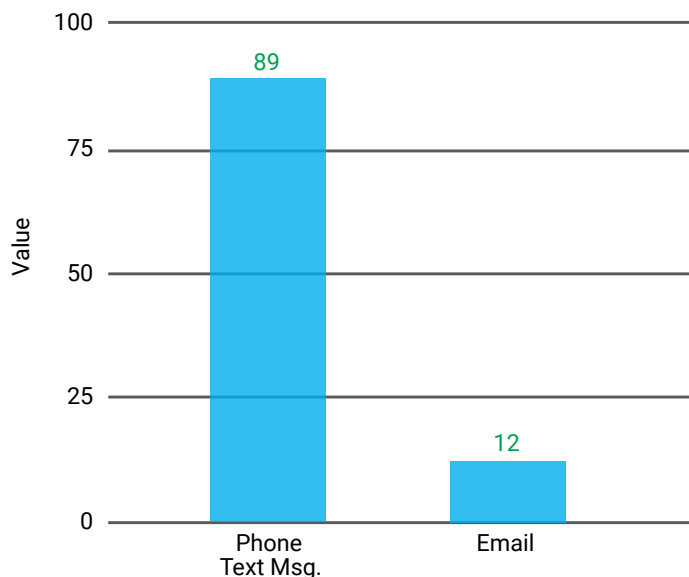
May we follow up with you directly for your feedback in the future?

Podemos seguir con usted directamente para su regeneración en el futuro? (1: Yes, 2: No)



Please choose how we may contact you.

Por favor, elija cómo podemos contactarlo. (1: Phone, by text message, 2: Email)



YOUTH VICTIM IMPACT PANELS - SURVEY RESULTS

First Round - Panel Surveys Between 1/7/19 and 5/20/19

Follow-up Surveys Between 4/7/19 to 8/8/19

Narrative:

From January to May, 2019, AAIM surveyed approximately 180 youths who participated in four Victim Impact Panels that were conducted by AAIM. These surveys were offered in English. At the conclusion of each panel, participants were invited to respond to a nine-question survey, which was designed to assess knowledge, attitudes and self-reported behavior concerning impaired driving, and to measure the initial effectiveness of the Victim Impact Panels. For the convenience of the participants, access to the survey was offered through text messaging or a web page. Of the survey respondents from the four youth panels, 76% chose to respond via the Internet web page and 24% chose to respond by text messaging.

Sixty-two percent (111 participants) responded to the survey. Of those who responded to the survey across the four panels, 40% gave permission for AAIM to contact them after three months to obtain a measure of how many had relapsed into risky driving practices and how many were able to maintain safer attitudes and behaviors.

Findings from the initial youth VIPs showed that:

- Other than their current sentence, 29% had faced penalties for underage drinking, DUI and related offenses. Seventy-one percent stated that they had not faced penalties in the past.
- 87% of those who participated in the evaluation stated they believed there is a relationship between bad driving decisions and the long-term consequences.
- 86% of those who participated in the evaluation stated that upon hearing the pain that drunk driving causes to others, they would not drive impaired.
- 86% of those who participated in the evaluation stated that they believed bad driving decisions may hurt themselves or others; one percent stated they did not believe this.
- 74% of those who participated in the evaluation stated that upon seeing the results of underage drinking, illicit drug use, and impaired driving, they were willing to change their behavior; 10% stated they were "somewhat" willing to do so.
- 81% of those who responded to the survey agreed that planning ahead to attend an event can make a difference in their decisions.
- 79% of those who participated in the evaluation stated that the Victim Impact Panel reinforced what they had learned in their intervention/treatment programs.
- 76% stated that they agreed not to get in a car if the driver is high or drunk.

YOUTH VICTIM IMPACT PANELS - SURVEY RESULTS

Continued

As stated earlier, 40% of the respondents gave AAIM permission to follow up with them after three months. Eighteen percent preferred a text via their cell phones; 28% preferred follow up by email. Two percent of those who initially indicated that they could be contacted for follow-up responded to the follow-up survey.

Follow-up responses after 3 months:

Of the two percent (2 people) who responded to the follow-up survey, 100% responded via the web page option. Following is a summary of the follow-up responses by question.

- One person stated that the presentation changed his/her view about the impact of impaired driving and underage drinking; the other person stated it “somewhat” changed his/her view.
- Both of the respondents stated that they had not driven impaired since the presentation.
- One respondent stated that personal determination was the factor that most contributed to his/her success while the other stated that his/her success was due to personal determination in combination with the Victim Impact Panel and family/friend support.
- When asked for comments or suggestions, one of the respondents suggested inviting offenders to do presentations as part of the panel on how it changed their lives (“punishments, feelings of guilt, etc.”).

Following are graphs showing the responses to the initial Youth Victim Impact Panel evaluation. (Graphs are not included for the follow-up survey given the low number of responses.)

YOUTH VICTIM IMPACT PANELS - SURVEY RESULTS

Interactive Online Data

Survey results by location may be compared online at the URLs below. The online format allows you to select specific locations, view the number of responses, switch the type of graph, and compare results for each question by location. Please contact David Gordon at 1-877-669-7233, ext. 201, if you have any questions about accessing this information.

Adult English Panel Slide Show:

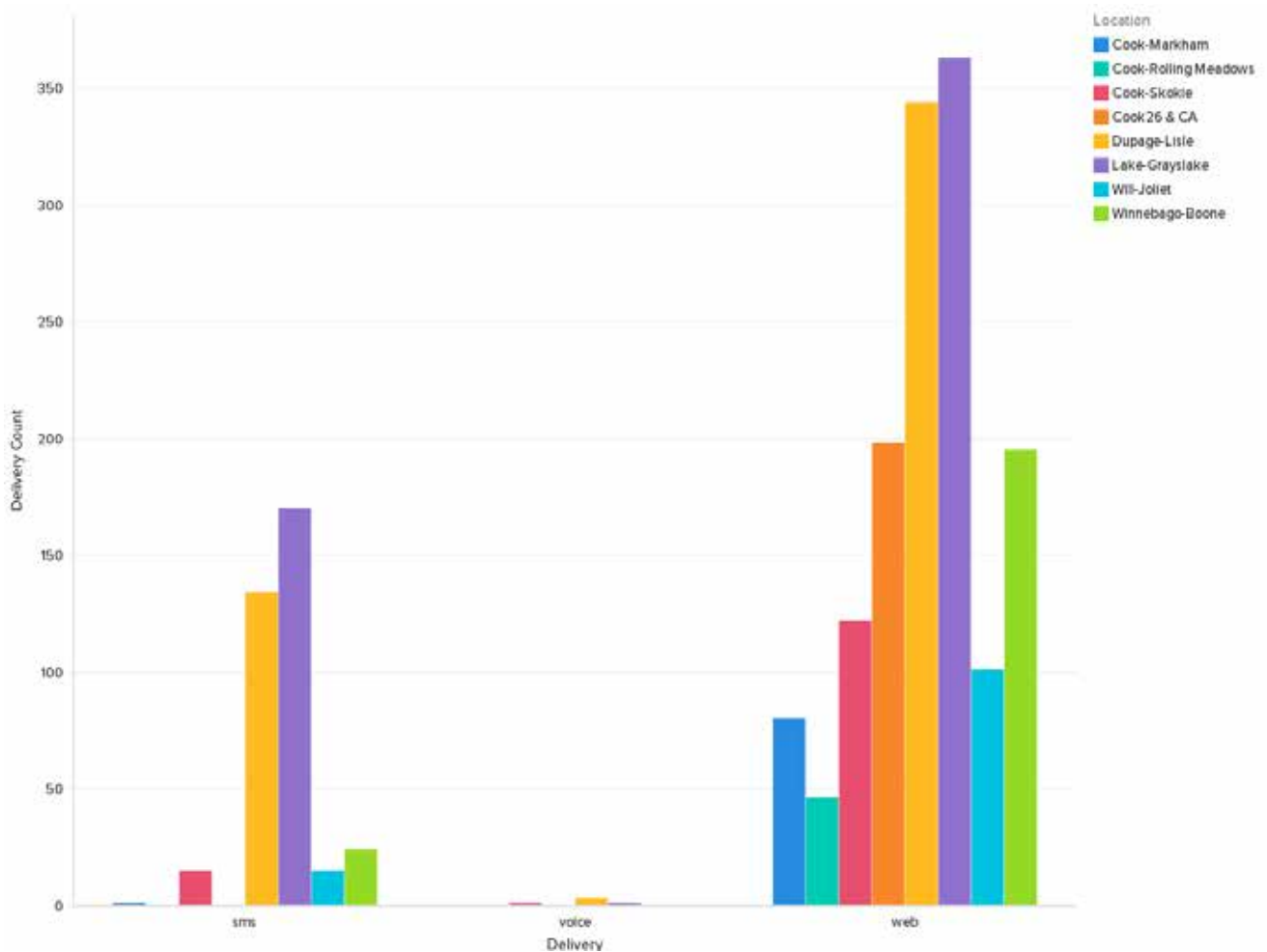
<https://analytics.zoho.com/ZDBSlideshow.cc?SLIDEID=937691000001923543&SLIDEKEY=74871f-b641aff1a95eec03b9ded049e8&INTERVAL=25&AUTOPLAY=true&INCLUDETITLE=true&INCLUDEDESC=true>

Adult Spanish Panel Slide Show:

<https://analytics.zoho.com/ZDBSlideshow.cc?SLIDEID=937691000001923542&SLIDEKEY=ace4c-47c6c8321c2ed1d21869fcf17a1&INTERVAL=25&AUTOPLAY=true&INCLUDETITLE=true&INCLUDEDESC=true>

Youth English Panel Slide Show:

<https://analytics.zoho.com/ZDBSlideshow.cc?SLIDEID=937691000001923564&SLIDEKEY=9cd-437fe1522b961f1b6eb5d4d2623bc&INTERVAL=25&AUTOPLAY=true&INCLUDETITLE=true&INCLUDEDESC=true>



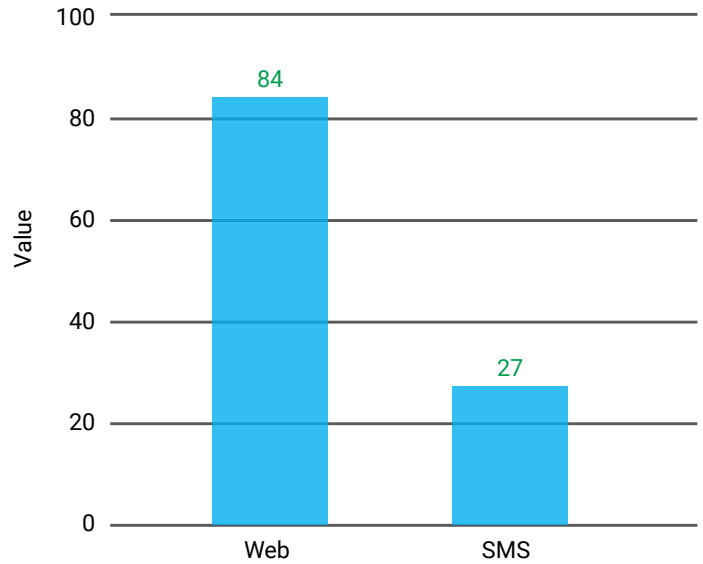
YOUTH VICTIM IMPACT PANELS - SURVEY RESULTS

Graphs

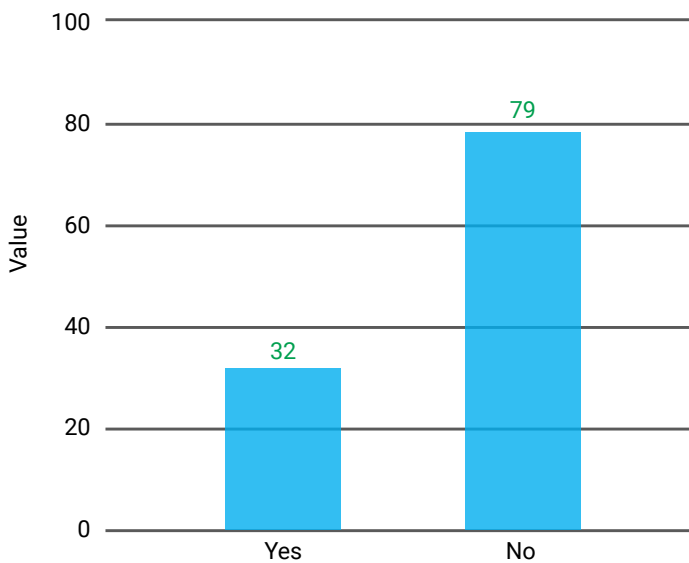
Youth Panels, 1/7/19 to 5/20/19

Dupage-Lisle	1/7/2019	Youth Eng
Dupage-Lisle	2/25/2019	Youth Eng
DuPage-Lisle	4/22/2019	Youth Eng
DuPage-Lisle	5/20/2019	Youth Eng

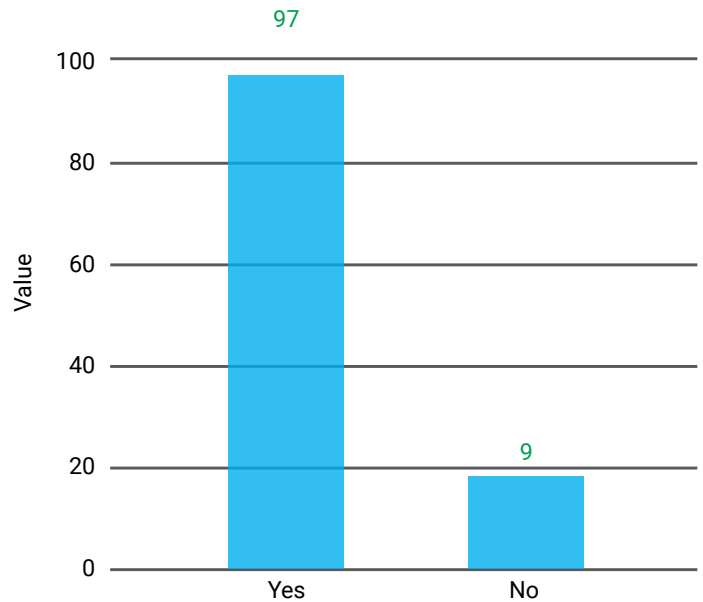
Survey Responses by Input Type



Other than your current sentence, have you ever faced penalties for underage drinking, DUI and related offenses? (1: Yes, 2: No)



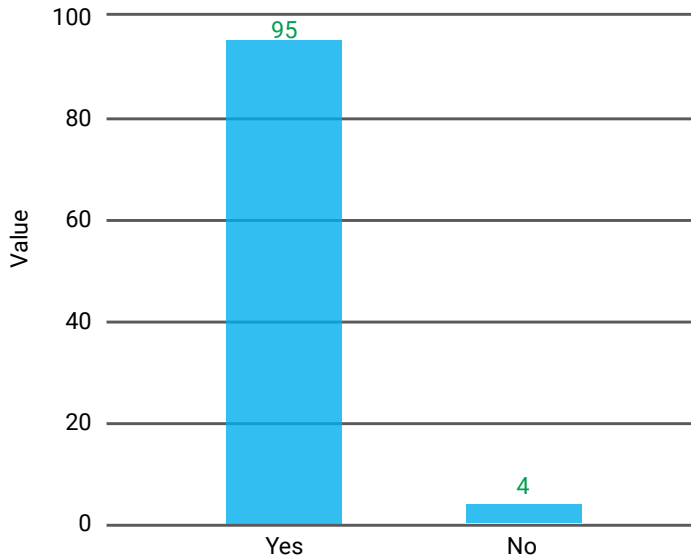
Do you believe there is a relationship between bad driving decisions and the long-term consequences? (1: Yes, 2: No)



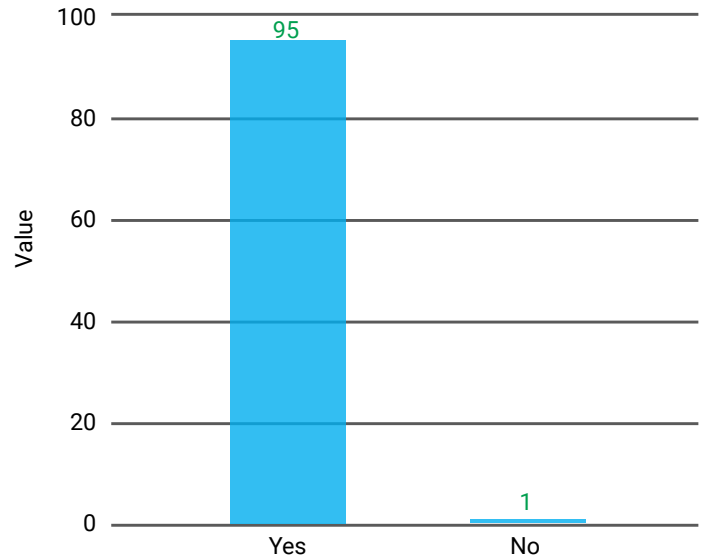
YOUTH VICTIM IMPACT PANELS - SURVEY RESULTS

Graphs continued

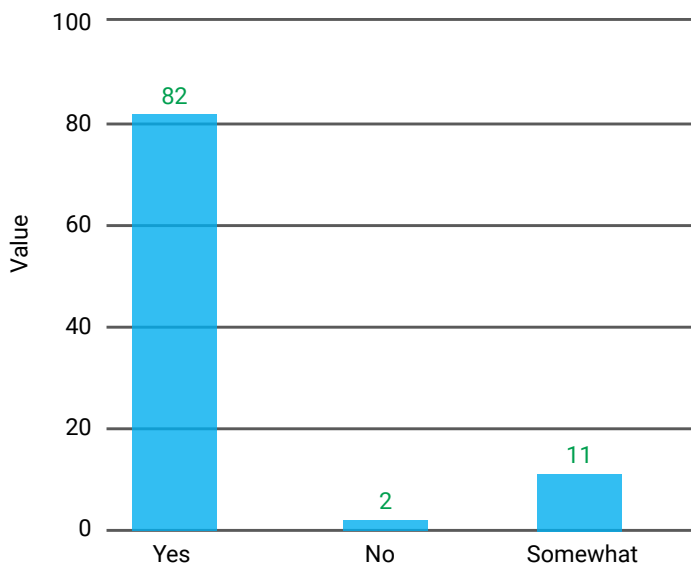
Hearing the pain that drunk driving causes to others, will you remember the stories, and not drive impaired? (1: Yes, 2: No)



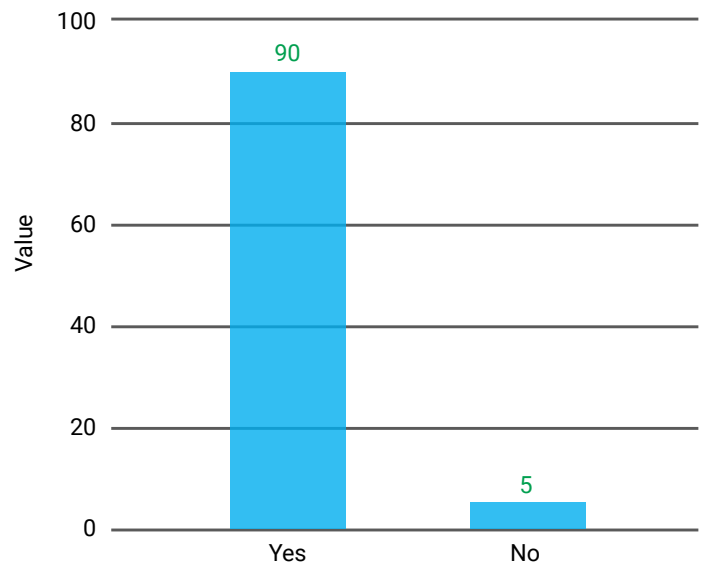
Do you believe that bad driving decisions may hurt you or others? (1: Yes, 2: No)



Seeing the results of underage drinking, illicit drug use, and impaired driving, are you willing to change your behavior? (1: Yes, 2: No, 3: Somewhat)



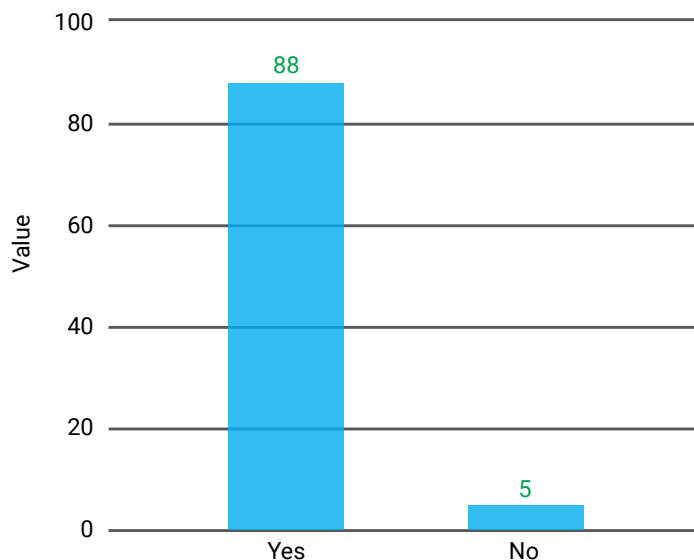
Do you agree that planning ahead to attend an event can make a difference in your decisions? (1: Yes, 2: No)



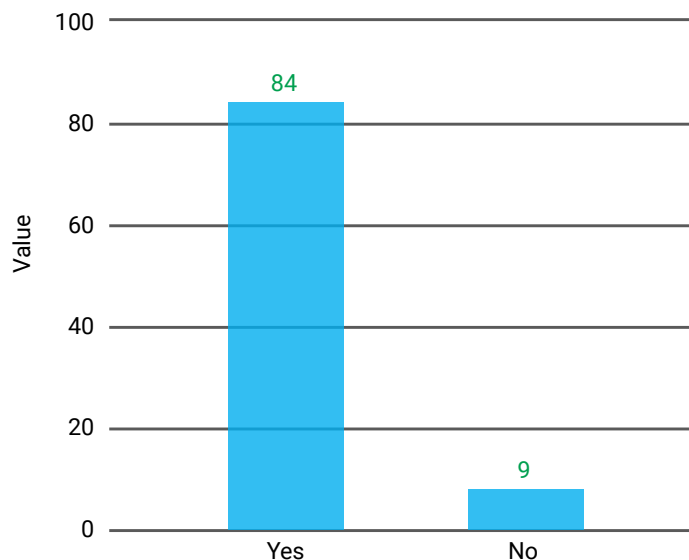
YOUTH VICTIM IMPACT PANELS - SURVEY RESULTS

Graphs continued

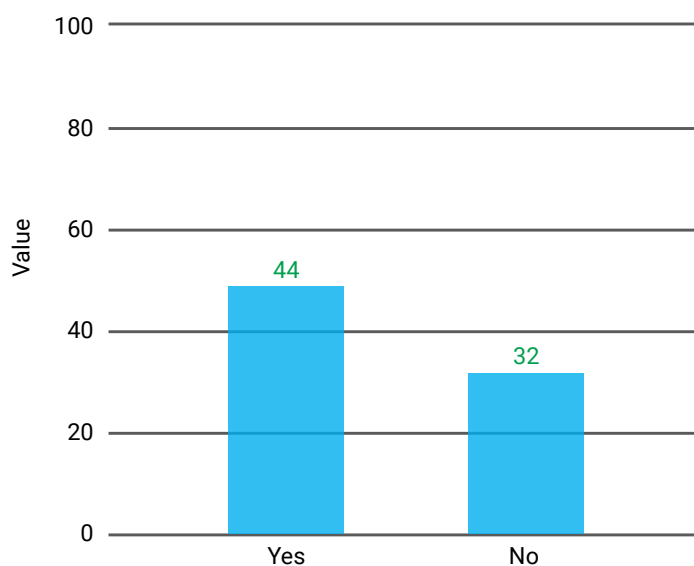
Did the Victim Impact Panel reinforce what you learned in your intervention/treatment program? (1: Yes, 2: No)



Do you agree not to get in a car if the driver is high or drunk? (1: Yes, 2: No)



May we follow up with you directly for your feedback in the future? (1: Yes, 2: No)



Please choose how we may contact you. (1: Phone, by text message, 2: Email)

