

WRVM Moved!

Well... actually, WRVM Has a *New* Website!!!!

You have reached this page using a link to our *old* webpage. To go directly to the new website, please click this link: <http://wrvm.org>

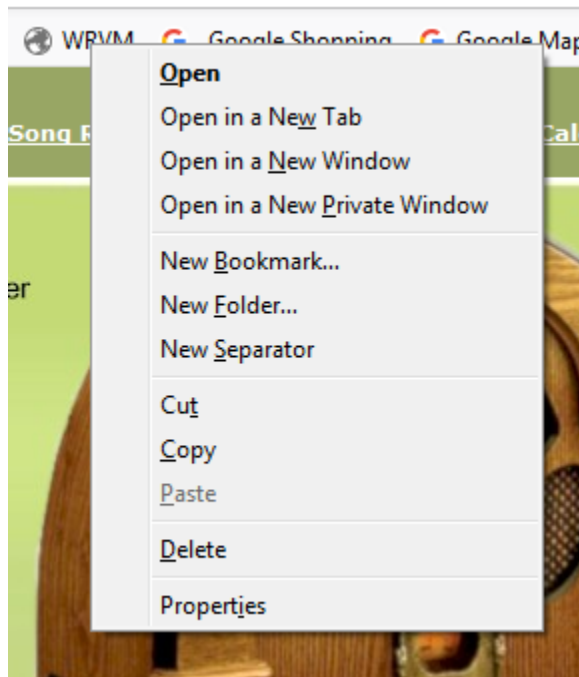
If you have web browser shortcuts, bookmarks or favorites saved for reaching our old website, you can reprogram them for the *new* WRVM website.

How to Change the Internet Address for a Web Browser's link.

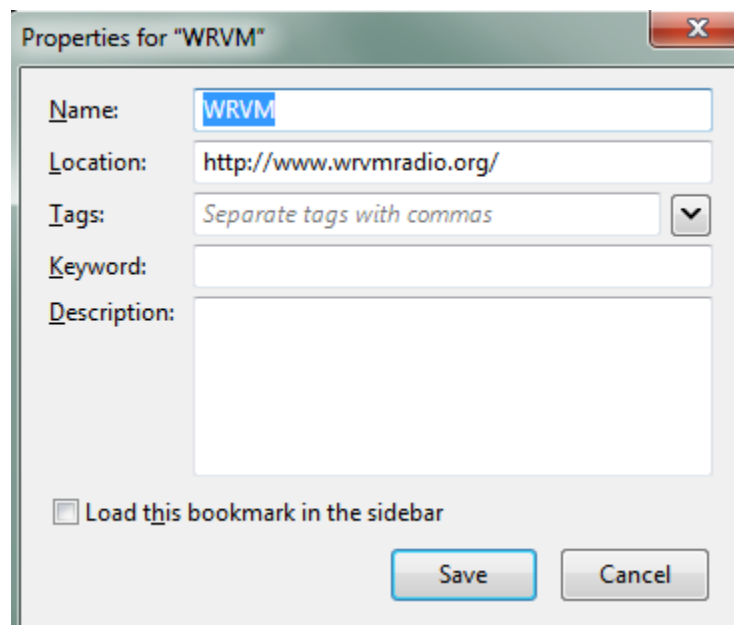
Different web browsers use different names for the links that you save for later reaching websites. Mozilla Firefox and Google Chrome calls them Bookmarks. Microsoft Explorer and Microsoft Edge calls them Favorites. There may even be other names.

No matter what it is called, go to where you saved the WRVM website. But, instead of clicking with the regular (left) mouse button, click the button that is on the right side of the mouse (called a "right-click").

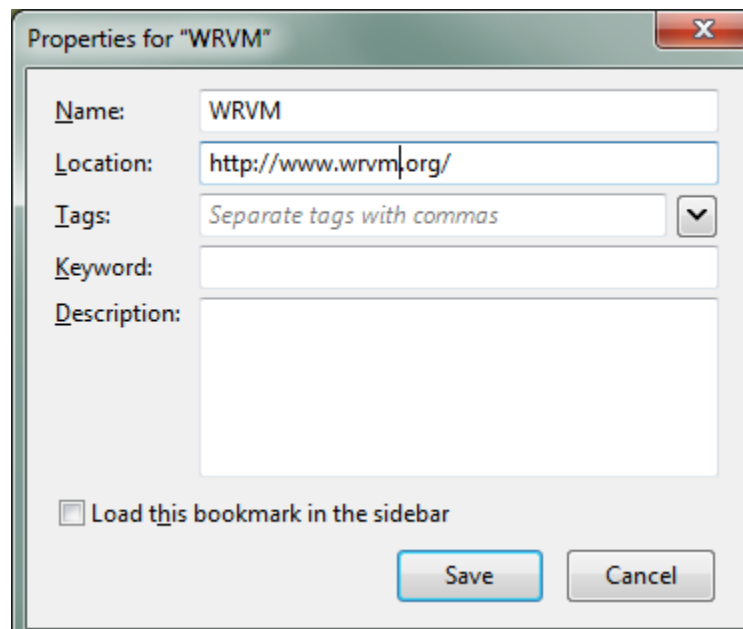
When you “Right-click” the mouse, instead of displaying the website, a small menu should appear. It should look something like this:



Next you should click on “Properties” in the menu. This will cause a page of settings to appear that look similar to this:



Now move your mouse pointer to the area displaying "<http://www.wrvmradio.org>". In this example there is a "Location:" label to the left of that area. Yours may have the same or a different label and it may even be in a different part of the window. Click (left-click) while your pointer is in the white area displaying "<http://www.wrvmradio.org>". Now edit the line to be "<http://www.wrvm.org>" by taking out the word "radio". It should now look something like this:



Properties for "WRVM"

Name: WRVM

Location: <http://www.wrvm|org/>

Tags: *Separate tags with commas*

Keyword:

Description:

Load this bookmark in the sidebar

Save Cancel

Next click the [Save] button. From now on, when you click the WRVM Bookmark/Favorite button in your web browser, it should take you to the new WRVM website. I'll see you there!!!

