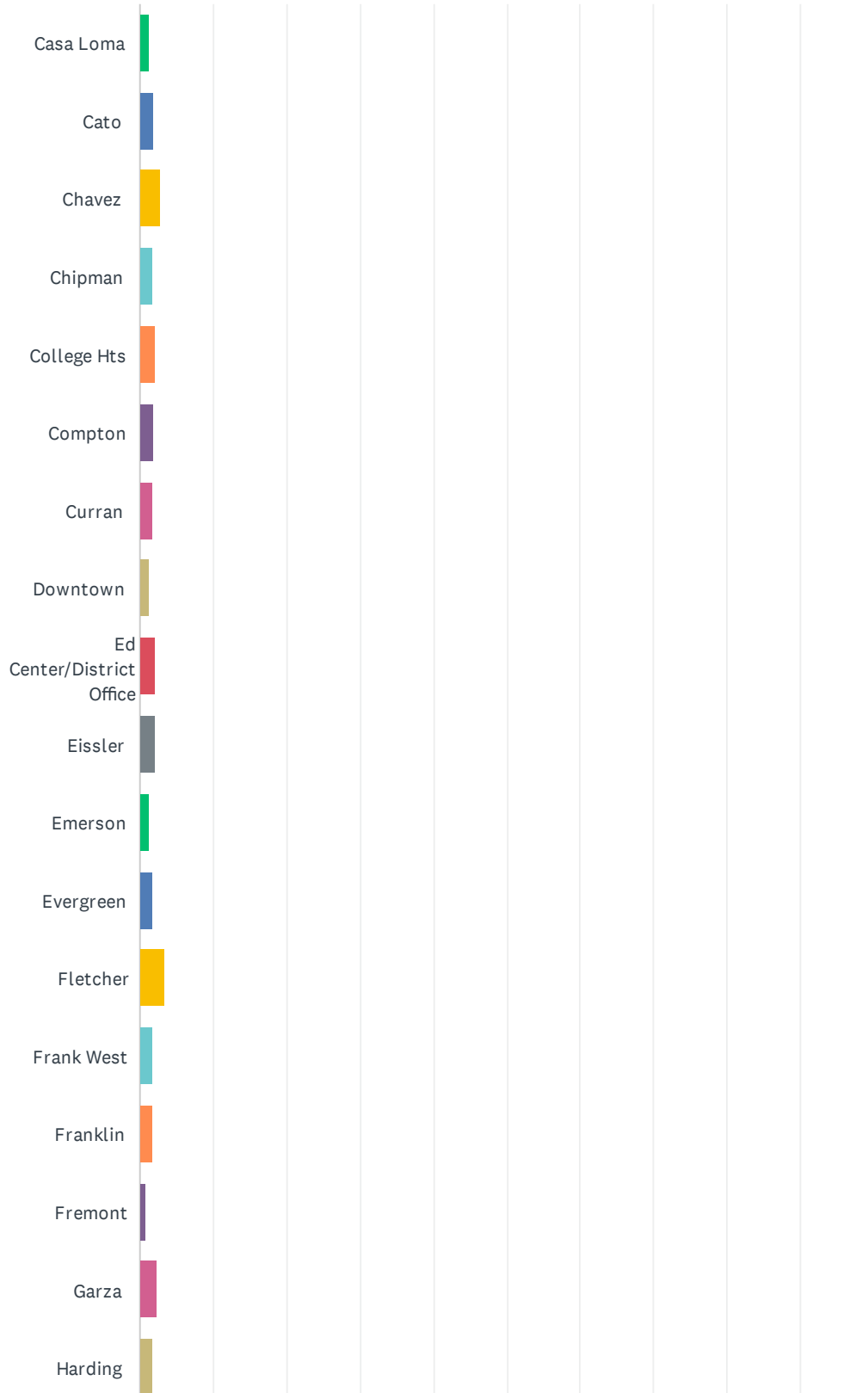


Q1 School Site (If you work at multiple sites choose your home site OR complete a survey for each site at which you spend significant time.)

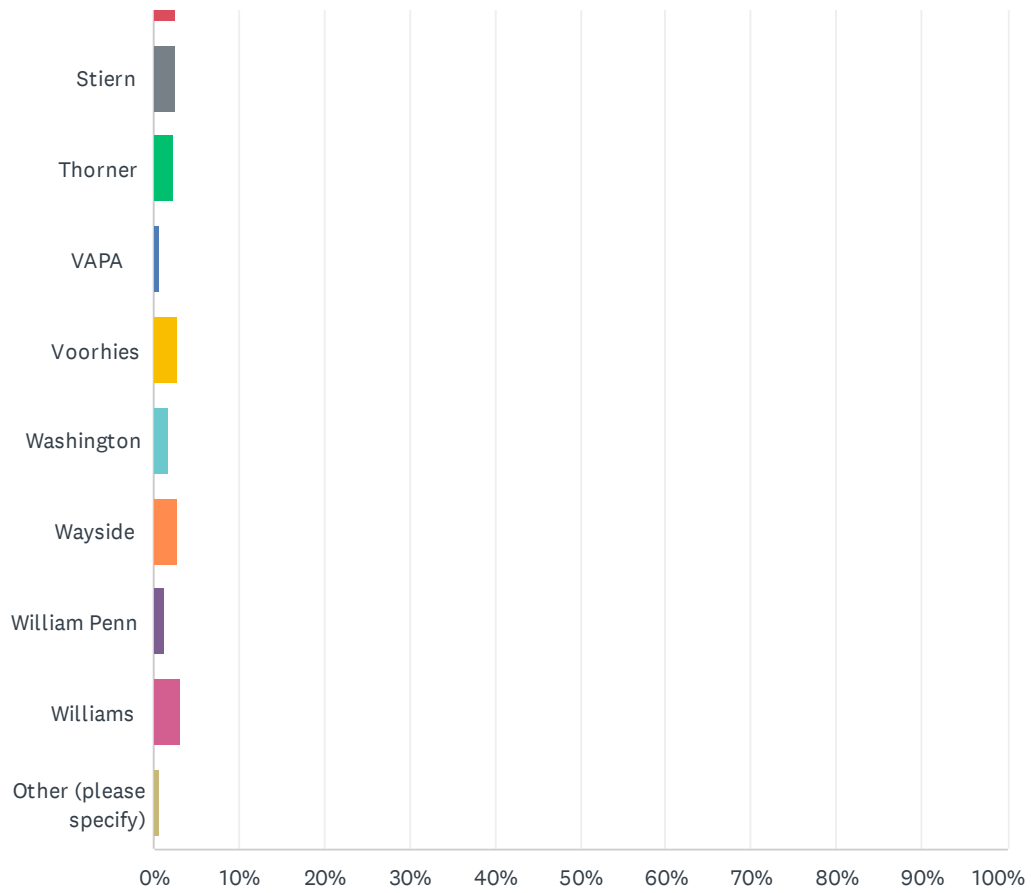
Answered: 676 Skipped: 0



2024-2025 BETA Administration/Site Climate Survey



2024-2025 BETA Administration/Site Climate Survey



2024-2025 BETA Administration/Site Climate Survey

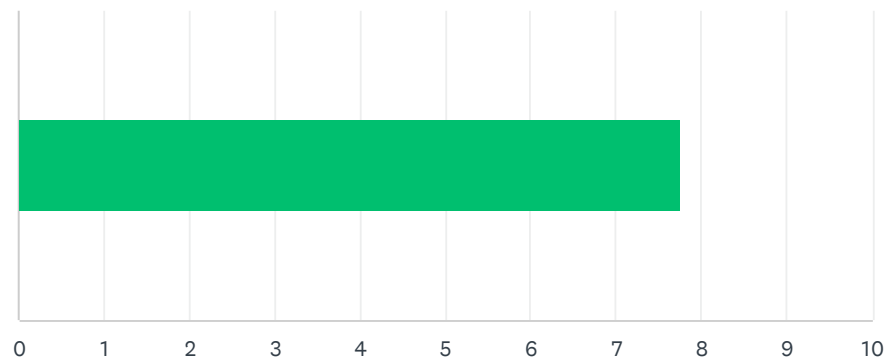
ANSWER CHOICES	RESPONSES	
Casa Loma	1.18%	8
Cato	1.92%	13
Chavez	2.81%	19
Chipman	1.78%	12
College Hts	2.22%	15
Compton	1.92%	13
Curran	1.78%	12
Downtown	1.33%	9
Ed Center/District Office	2.22%	15
Eissler	2.07%	14
Emerson	1.33%	9
Evergreen	1.78%	12
Fletcher	3.40%	23
Frank West	1.78%	12
Franklin	1.63%	11
Fremont	0.89%	6
Garza	2.37%	16
Harding	1.63%	11
Harris	3.40%	23
Horace Mann	2.81%	19
Hort	3.11%	21
Jefferson	1.33%	9
Lincoln Jr. High	1.18%	8
Longfellow	2.81%	19
McKinley	3.55%	24
MLK	1.78%	12
Mt. Vernon	2.81%	19
Munsey	1.92%	13
Nichols	2.66%	18
Noble	2.37%	16
Owens Elementary	4.59%	31
Pauly	1.92%	13

2024-2025 BETA Administration/Site Climate Survey

Pioneer	4.14%	28
Rafer Johnson	0.30%	2
Roosevelt	0.74%	5
School Nurse	0.15%	1
Sequoia	2.96%	20
Sierra	1.33%	9
Stella Hills	2.51%	17
Stiem	2.66%	18
Thorner	2.37%	16
VAPA	0.59%	4
Voorhies	2.81%	19
Washington	1.63%	11
Wayside	2.81%	19
William Penn	1.33%	9
Williams	3.11%	21
Other (please specify)	0.59%	4
Total Respondents: 676		

Q2 Site administration is sensitive to the needs of students, staff, and the community.

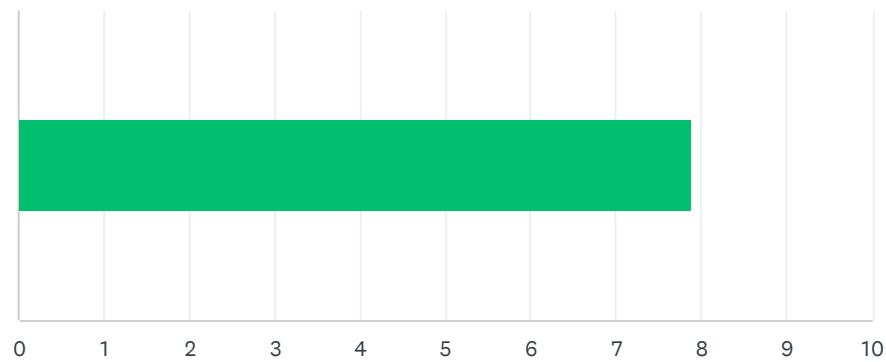
Answered: 662 Skipped: 14



ANSWER CHOICES	AVERAGE NUMBER	TOTAL NUMBER	RESPONSES
	8	5,132	662
Total Respondents: 662			

Q3 Site administration treats staff with respect; you feel like a valued member of a team.

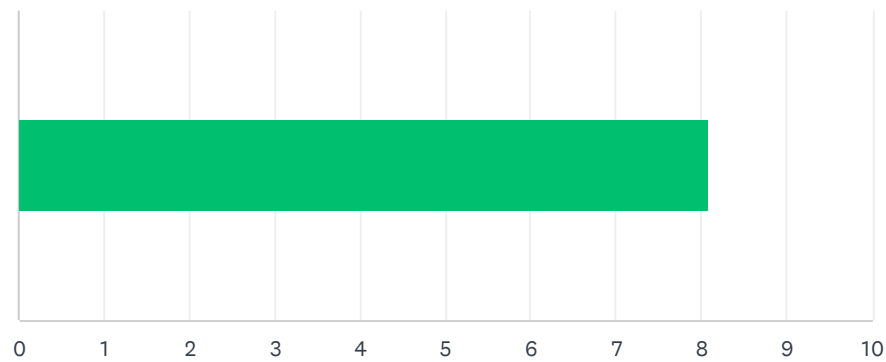
Answered: 655 Skipped: 21



ANSWER CHOICES	AVERAGE NUMBER	TOTAL NUMBER	RESPONSES
	8	5,168	655
Total Respondents: 655			

Q4 Site administration conducts classroom visits in the least disruptive manner and leaves timely feedback (within 48 hours).

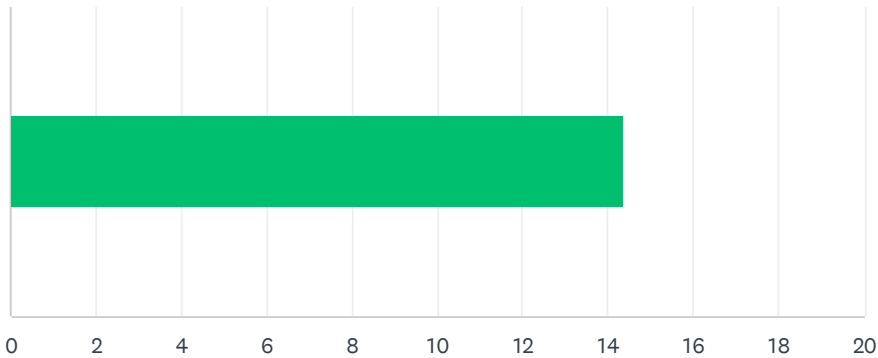
Answered: 638 Skipped: 38



ANSWER CHOICES	AVERAGE NUMBER	TOTAL NUMBER	RESPONSES
	8	5,161	638
Total Respondents: 638			

Q5 Site administration follows the contract and respects personal rights.

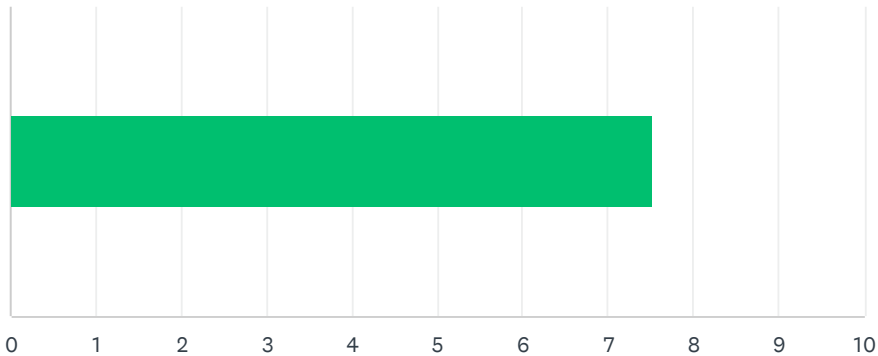
Answered: 651 Skipped: 25



ANSWER CHOICES	AVERAGE NUMBER	TOTAL NUMBER	RESPONSES
	14	9,351	651
Total Respondents: 651			

Q6 Administration utilizes staff according to their job description (ie. Coaches, APL's, Specialists & Staff).

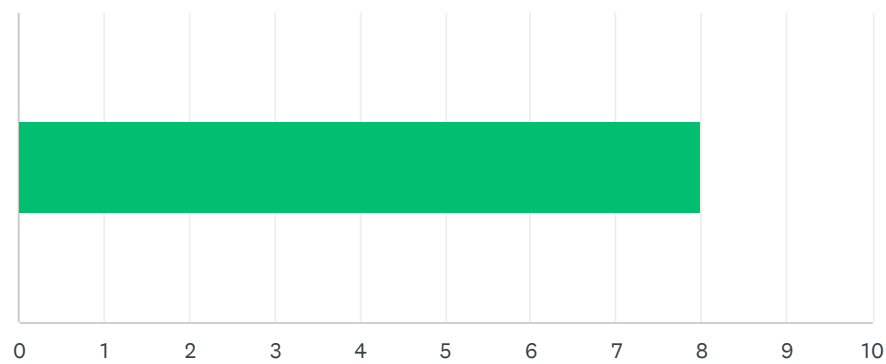
Answered: 642 Skipped: 34



ANSWER CHOICES	AVERAGE NUMBER	TOTAL NUMBER	RESPONSES
	8	4,837	642
Total Respondents: 642			

Q7 Administration maintains open communication with staff, parents, and students.

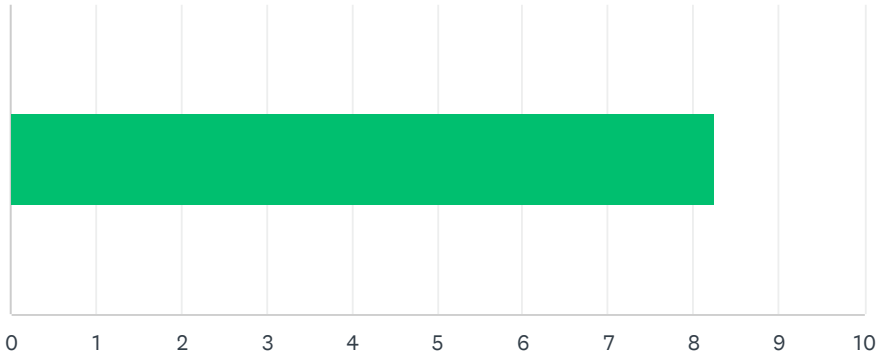
Answered: 653 Skipped: 23



ANSWER CHOICES	AVERAGE NUMBER	TOTAL NUMBER	RESPONSES
	8	5,215	653
Total Respondents: 653			

Q8 Administration supports staff against attacks and criticism from parents.

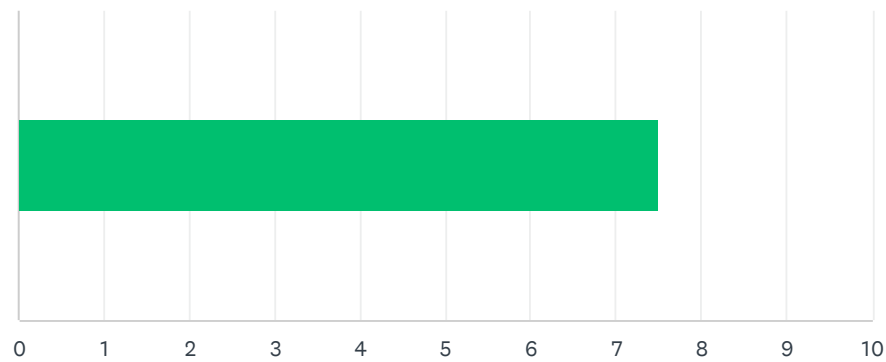
Answered: 646 Skipped: 30



ANSWER CHOICES	AVERAGE NUMBER	TOTAL NUMBER	RESPONSES
	8	5,328	646
Total Respondents: 646			

Q9 Site administration treats all teachers equally; there is no preferential treatment.

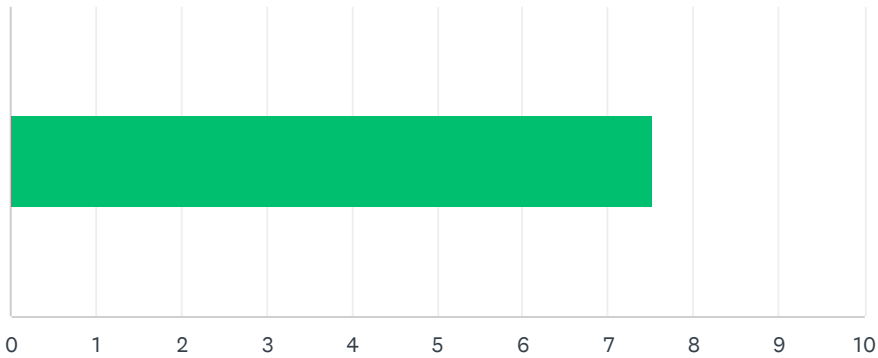
Answered: 654 Skipped: 22



ANSWER CHOICES	AVERAGE NUMBER	TOTAL NUMBER	RESPONSES
	8	4,911	654
Total Respondents: 654			

Q10 Site administration has been supportive and minimizes additional stress.

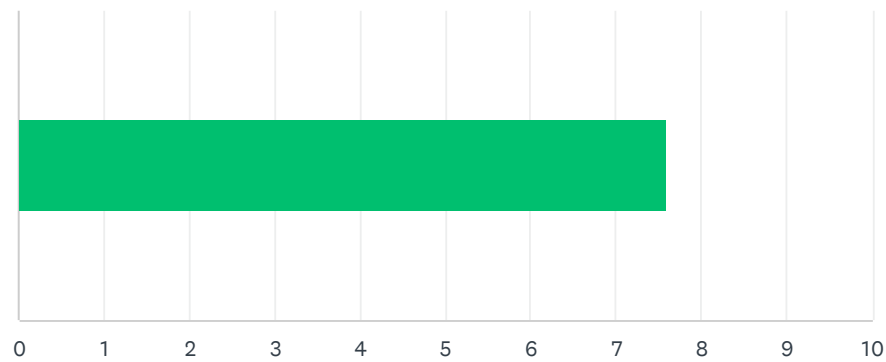
Answered: 654 Skipped: 22



ANSWER CHOICES	AVERAGE NUMBER	TOTAL NUMBER	RESPONSES
	8	4,924	654
Total Respondents: 654			

Q11 Administration communicates expectations and information in an effective and timely manner.

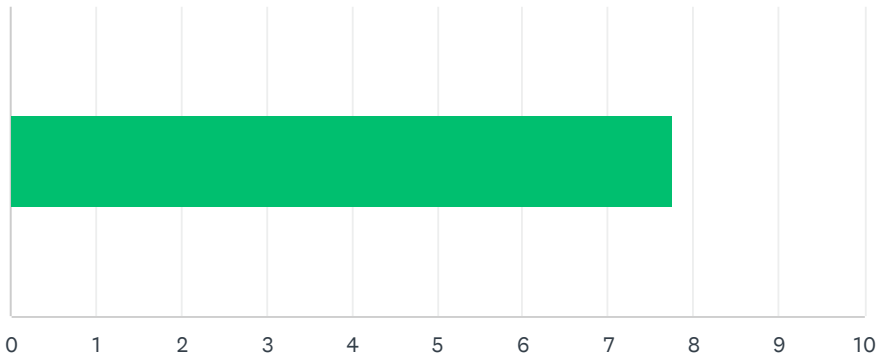
Answered: 648 Skipped: 28



ANSWER CHOICES	AVERAGE NUMBER	TOTAL NUMBER	RESPONSES
	8	4,923	648
Total Respondents: 648			

Q12 Your site administration ensures positive working conditions at your worksite.

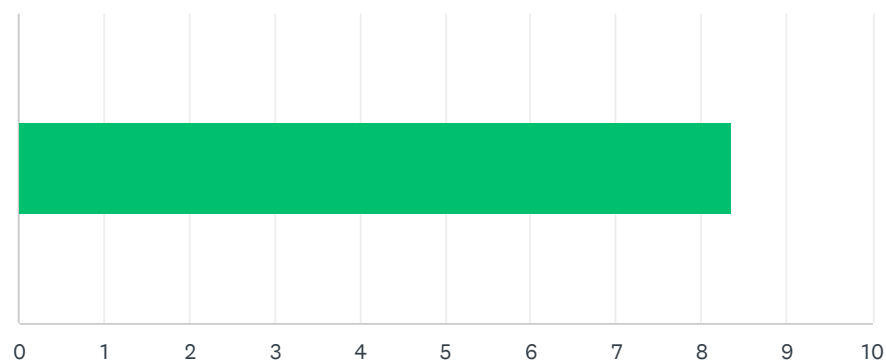
Answered: 652 Skipped: 24



ANSWER CHOICES	AVERAGE NUMBER	TOTAL NUMBER	RESPONSES
	8	5,061	652
Total Respondents: 652			

Q13 Site administration is thoughtful/smart when calling "Inclement Weather" (rainy day, extreme temperatures, too windy, air quality, etc.) schedule.

Answered: 646 Skipped: 30



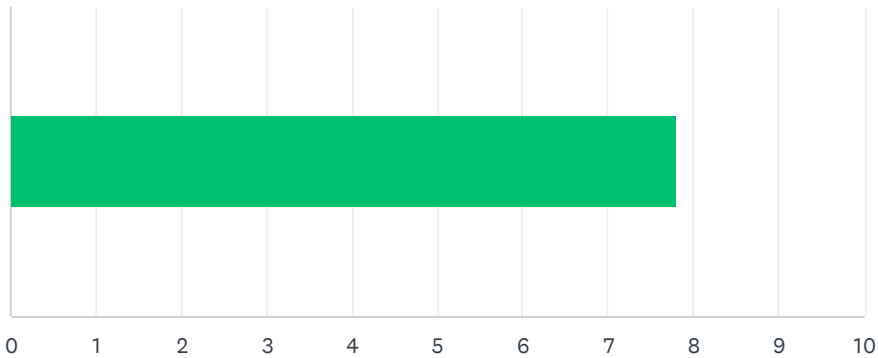
ANSWER CHOICES	AVERAGE NUMBER	TOTAL NUMBER	RESPONSES
	8	5,406	646
Total Respondents: 646			

Q14 Do you have any comments, thoughts, or concerns about site administration?

Answered: 259 Skipped: 417

Q15 Site staff is involved in setting school policies and budgetary priorities.

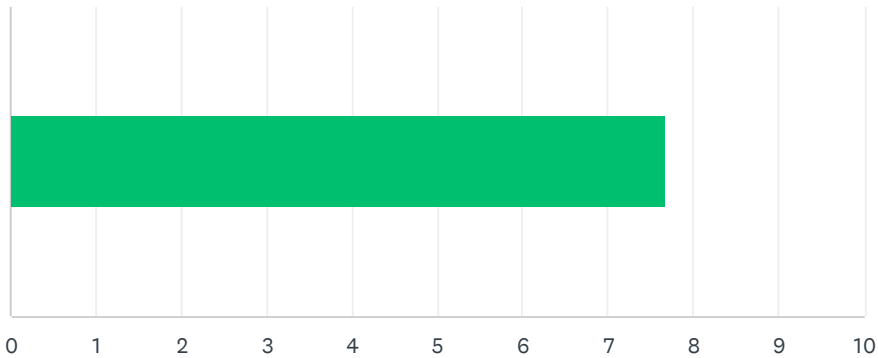
Answered: 637 Skipped: 39



ANSWER CHOICES	AVERAGE NUMBER	TOTAL NUMBER	RESPONSES
	8	4,965	637
Total Respondents: 637			

Q16 Site meetings are productive and not excessive.

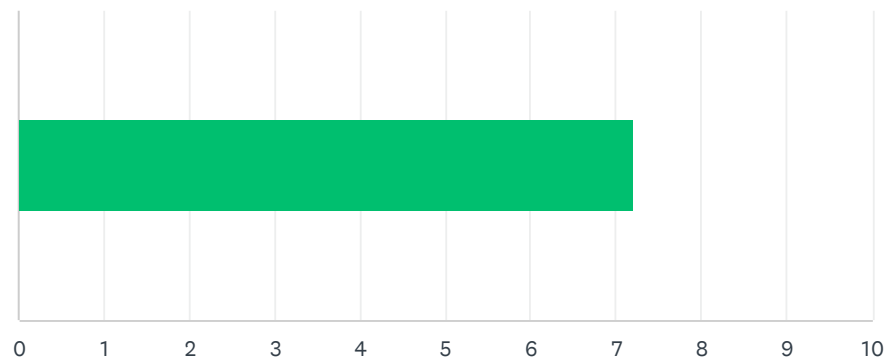
Answered: 644 Skipped: 32



ANSWER CHOICES	AVERAGE NUMBER	TOTAL NUMBER	RESPONSES
	8	4,946	644
Total Respondents: 644			

Q17 Meetings, 504s, and/or IEPs scheduled outside of contractually guaranteed planning/preparation time?

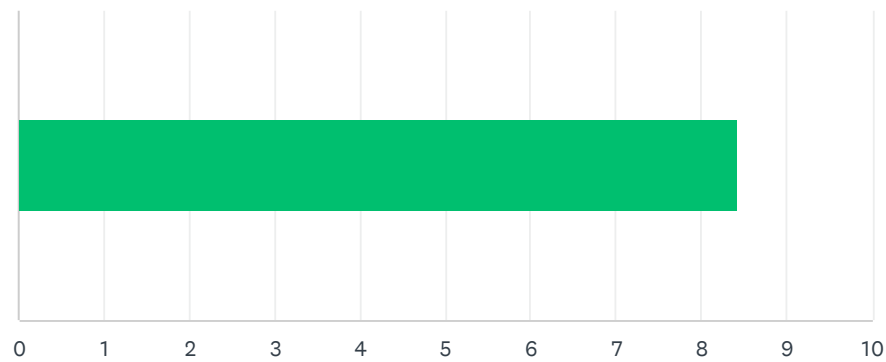
Answered: 602 Skipped: 74



ANSWER CHOICES	AVERAGE NUMBER	TOTAL NUMBER	RESPONSES
	7	4,344	602
Total Respondents: 602			

Q18 My site receives daily, consecutive, uninterrupted planning/preparation time. (30 minutes / 40 minutes)

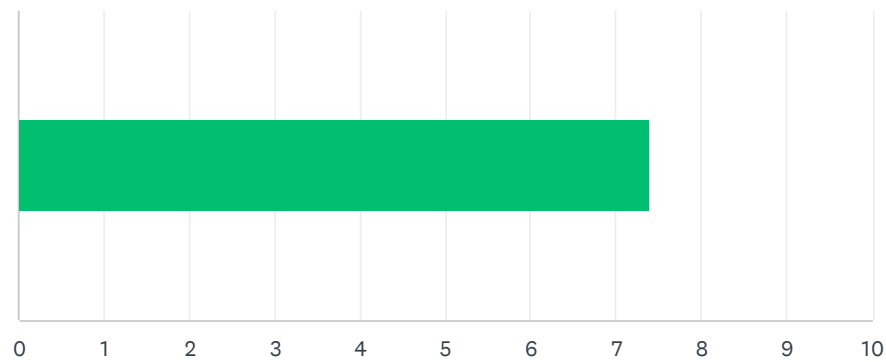
Answered: 634 Skipped: 42



ANSWER CHOICES	AVERAGE NUMBER	TOTAL NUMBER	RESPONSES
	8	5,339	634
Total Respondents: 634			

Q19 Staff is given time (on duty) to input district-required data (i.e., Benchmarks, Dibels, CFAs, Report Cards, etc.).

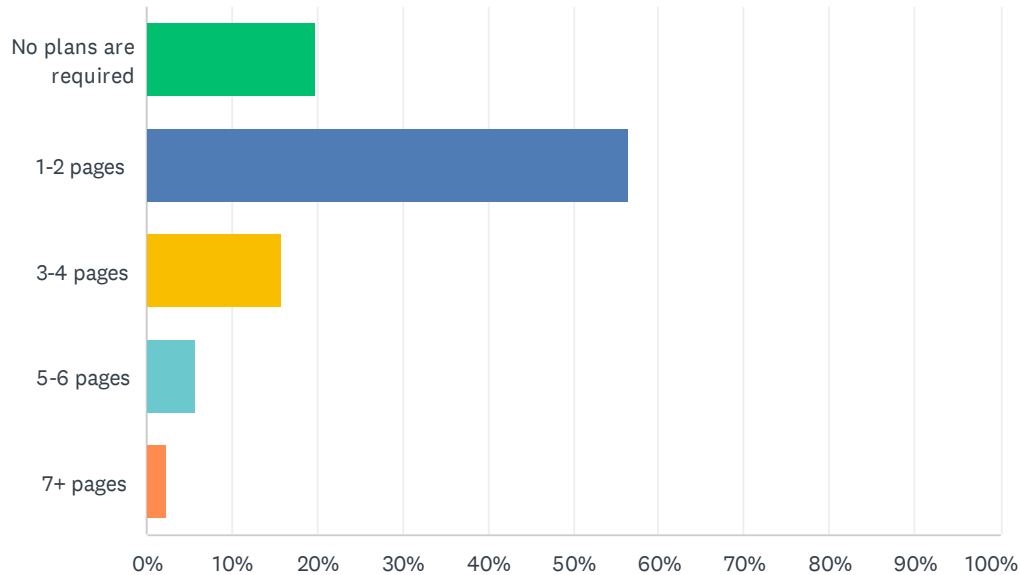
Answered: 625 Skipped: 51



ANSWER CHOICES	AVERAGE NUMBER	TOTAL NUMBER	RESPONSES
	7	4,620	625
Total Respondents: 625			

Q20 Teachers are required to submit complete, but not excessively lengthy lesson plans.

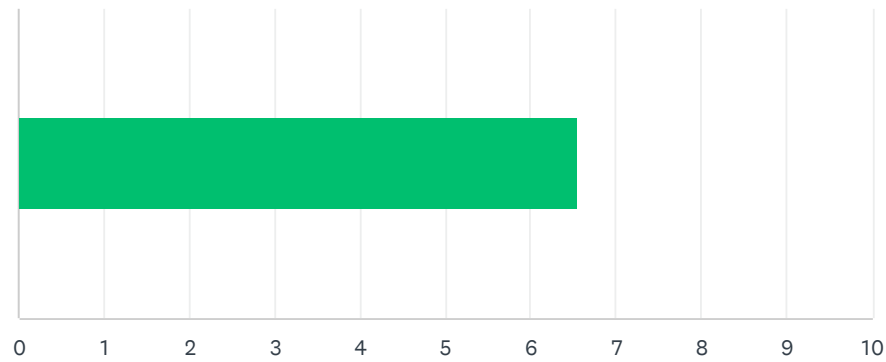
Answered: 578 Skipped: 98



ANSWER CHOICES	RESPONSES	
No plans are required	19.72%	114
1-2 pages	56.57%	327
3-4 pages	15.74%	91
5-6 pages	5.71%	33
7+ pages	2.25%	13
TOTAL		578

Q21 Staff (teachers and/or coaches) have recess duty.

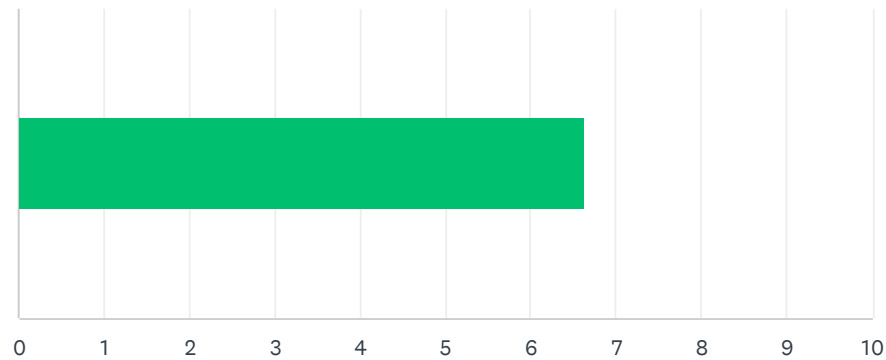
Answered: 484 Skipped: 192



ANSWER CHOICES	AVERAGE NUMBER	TOTAL NUMBER	RESPONSES
	7	3,171	484
Total Respondents: 484			

Q22 Staff (teachers and/or coaches) have bus (arrival/dismissal) duty.

Answered: 465 Skipped: 211



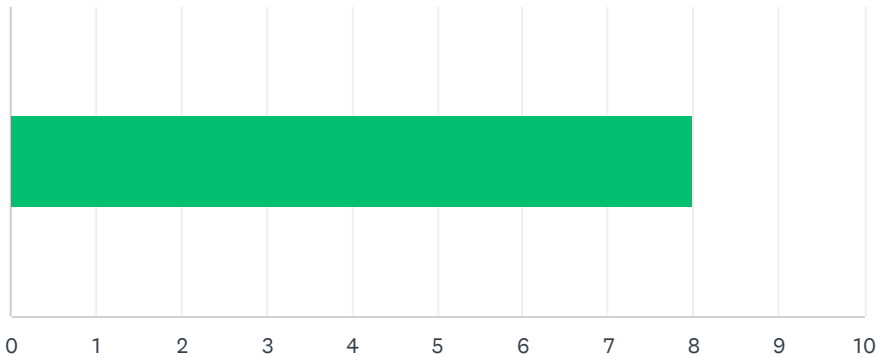
ANSWER CHOICES	AVERAGE NUMBER	TOTAL NUMBER	RESPONSES
	7	3,085	465
Total Respondents: 465			

Q23 Do you have any comments, thoughts, or concerns about site operations, duties, and responsibilities?

Answered: 172 Skipped: 504

Q24 Staff and students feel safe.

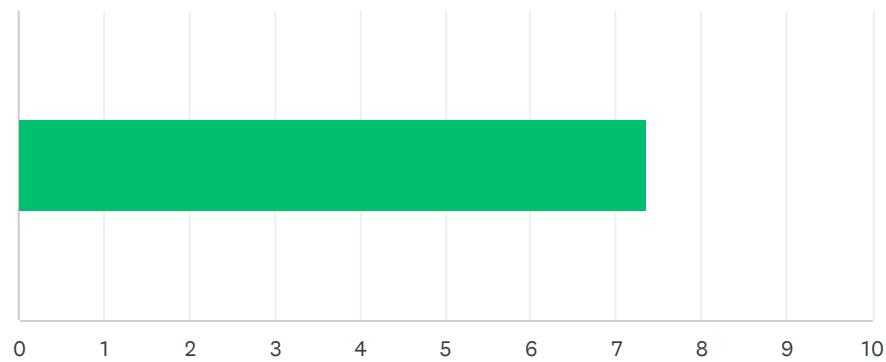
Answered: 656 Skipped: 20



ANSWER CHOICES	AVERAGE NUMBER	TOTAL NUMBER	RESPONSES
	8	5,250	656
Total Respondents: 656			

Q25 Administration has been helpful and supportive regarding student discipline.

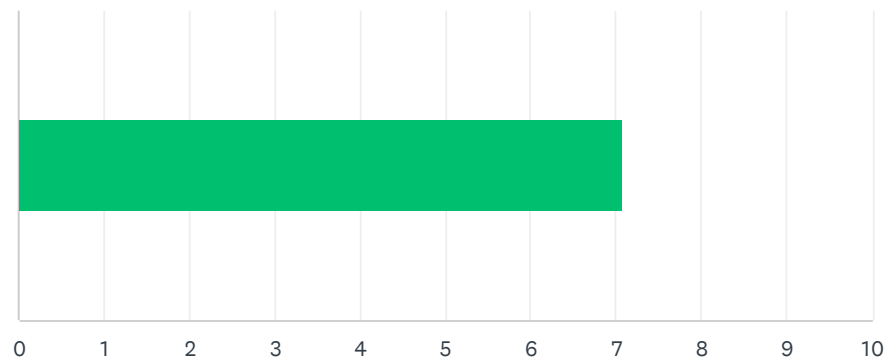
Answered: 646 Skipped: 30



ANSWER CHOICES	AVERAGE NUMBER	TOTAL NUMBER	RESPONSES
	7	4,755	646
Total Respondents: 646			

Q26 Teachers have been given or trained to use effective tools to improve behavior.

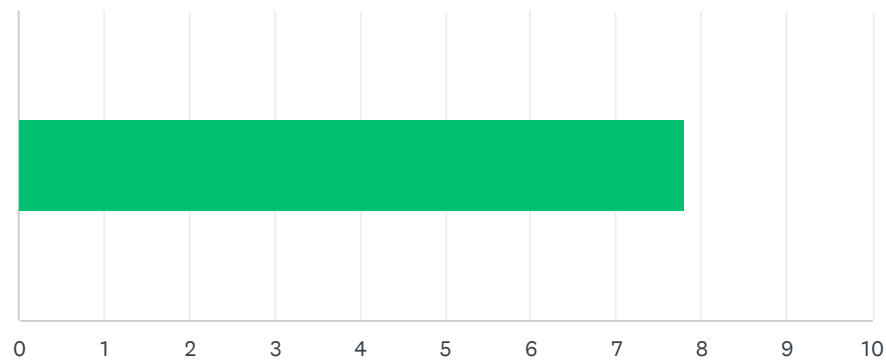
Answered: 637 Skipped: 39



ANSWER CHOICES	AVERAGE NUMBER	TOTAL NUMBER	RESPONSES
	7	4,516	637
Total Respondents: 637			

Q27 Administration supports classroom discipline procedures and follows District discipline guidelines.

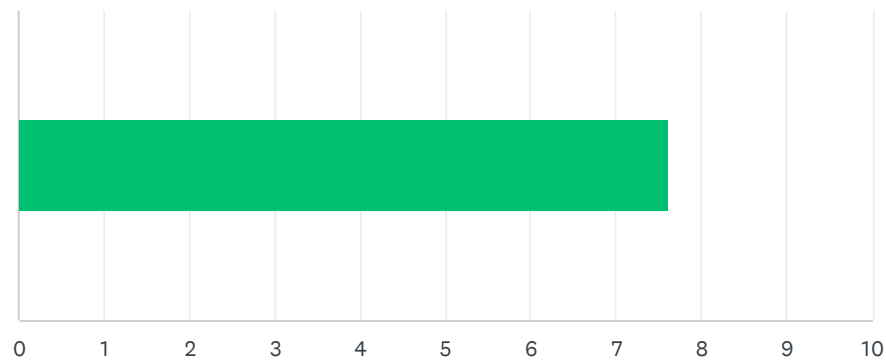
Answered: 635 Skipped: 41



ANSWER CHOICES	AVERAGE NUMBER	TOTAL NUMBER	RESPONSES
	8	4,961	635
Total Respondents: 635			

Q28 When ODRs (office disciplinary referrals) are written, the teacher's word is valued and trusted.

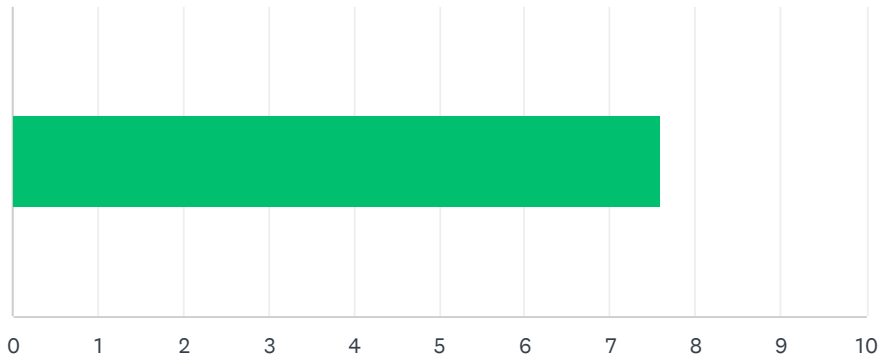
Answered: 627 Skipped: 49



ANSWER CHOICES	AVERAGE NUMBER	TOTAL NUMBER	RESPONSES
	8	4,769	627
Total Respondents: 627			

Q29 My site has a positive atmosphere.

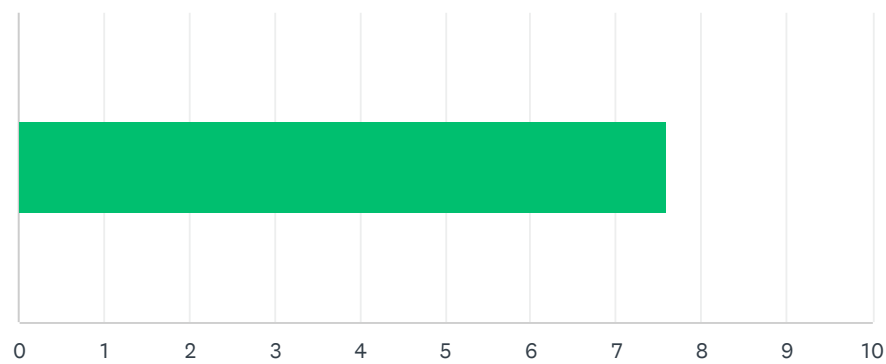
Answered: 651 Skipped: 25



ANSWER CHOICES	AVERAGE NUMBER	TOTAL NUMBER	RESPONSES
	8	4,937	651
Total Respondents: 651			

Q30 I would recommend my site to other employees and prospective teachers.

Answered: 638 Skipped: 38



ANSWER CHOICES	AVERAGE NUMBER	TOTAL NUMBER	RESPONSES
	8	4,843	638
Total Respondents: 638			

Q31 Do you have any final comments, thoughts, or concerns about PBIS, Discipline, and/or Site Atmosphere?

Answered: 215 Skipped: 461

Q32 Do you have any overall comments about your site and/or its administration?

Answered: 186 Skipped: 490