



No Need for Speed Trial Equipment Specifications

Important - Please read before proceeding.

- Please note. This is a list of the equipment options, regulation specifications and resources for trials.
- It is not necessary to have all this equipment to teach or host a trial. Additional information regarding course requirements for trials may be found in the Obstacle Skills rule book.
- An important component of Obstacle Skills is the generalization of behaviors. Example – “Paws On” cue should be able to be used on many items and surfaces. This cue may be used on many items in Obstacle Skills and used in day to day living. Instructors are encouraged to use a variety of equipment in their classes. A list of “homegrown” equipment ideas is available in the instructors/judges yahoo group in the files section.

Coming in the summer of 2014, Fit Paws® equipment exercises



We look forward to this collaboration and thank Fits Paws® for their support.

www.fitpawsusa.com

14" Balance Disk 22" Balance Disk
36" Wobble Board Giant Rocker Board
Donuts Hurdles Pods



Hoops

Any of the above styles are acceptable.

Hula hoops must be a minimum of 35" diameter.

Arches must be 34" wide x 36" tall

Resources:

36" diameter Premium No-Kink Hoops & Multi Dome Hoop Holders - esportsonline.com

Arches - arfandrinning.com, affordableagility.com



Arches

Arches must be 34" wide x 36" tall

Resources:

Arches - arfandrinning.com, affordableagility.com



Tunnels (Collapsible Leaf Bags)

Tunnels must be a minimum of 22" in diameter and may be 28"-40" long.

Resources:

We recommend using collapsible leaf bags with the bottom removed. These may be found at hardware stores as well as from a variety of sources on line.

Two quite sturdy brands are: Fiskars 9405 Kangaroo 30-Gallon Gardening Container & Toro 29210 43-Gallon Gardening Spring Bucket




Cones

8"-36" tall and may be of any color. (Taller cones typically work better)

Resources:


esportsonline.com
Home Depot



Cavalettis

3'4" - 3'6" long by 4-5" high. Made from 1.5-inch PVC pipe.

Resources: Arf and Running makes a great version with the legs two different sizes for multifunctional use.
www.arfandrunning.com



Ladders

22" x 64" x 4" high. Made from 1.5" PVC pipe with 10-11" between rungs.

Resources: Arf and Running Agility Equipment www.arfandrunning.com
Arf and Running makes a very nice version with two heights of legs and that will be in two pieces making it multifunctional and easy to transport.



Scooters

Measures 12" X 12" plastic scooters and 12" X 18" wood platform scooters are allowed.

Wood platforms should be 3/4" thick with 2" wheels mounted in each corner. Wheels may be fixed or swivel. The platform must be anti slip. This may be achieved by adding sand to the paint, with anti skid tape or application of any non slip item to the surface.

Resources:

esportsonline.com
Arf and Running Agility Equipment www.arfandrunning.com



Mats

Yoga mats cut into 2' x 2' squares make ideal mats. Please use mats colored in contrast to flooring.

Resources:

These may be found in a variety of stores and on line.



Distraction Posts

Each post will have flowers, flags or other distraction items affixed, presenting a distraction from 1' to approximately 3' high. Bases may be made from the Multi Domes hoop holders or cones. Placing a piece of PVC pipe into the hoop holder allows for the easy addition of silk flowers as the distraction item.

Resources:

Multi Domes: www.esportsonline.com

Cones: esportsonline.com, Home Depot

Silk Flowers: Available at a variety of stores and on line

PVC pipe: Available at hardware stores



Bang It Board

3' x 3' - Plywood should be $\frac{3}{4}$ " thick. A toilet flange with a 3" PVC cap inserted make the base. Each corner must have bumpers attached to prevent toes from being pinched if they get under the board. Strips of foam swim noodles, wood or plastic work well. The top must be a non-slip surface. This may be achieved by adding sand to the paint, with anti skid tape or application of any non slip item to the surface.

Resources:

Arf and Running Agility Equipment www.arfandraining.com



Bridge, Steps & Ramps

Step specifications: 31 $\frac{1}{4}$ " L x 18" W x 22 $\frac{1}{2}$ " H. The rise of the steps should not be more than 6 inches.

Bridge specifications: Plywood should be $\frac{3}{4}$ " and 4' long. The top must be a non-slip surface. This may be achieved by adding sand to the paint, with anti skid tape or application of any non slip item to the surface.

Ramp specifications: Plywood should be $\frac{3}{4}$ " and 5' long. The top must be a non-slip surface.

Resources:

Ramps & Bridge: Arf and Running Agility Equipment www.arfandraining.com Arf and Running make a beautiful version of the Ramps & Bridge. The underside of the plywood has an aluminum frame and fittings that make it

easy to attach and or swap ramps from the sides for Obstacle Skills to the ends for the Speed Bump used in WIGs agility.

Steps: High Country Plastics 3 step mounting blocks

Statelinetack.com (may offer specials for shipping for a great savings)

Horse.com (may offer specials for shipping for a great savings)



Sway Plank

2' x 4' sway plank hangs securely 4 inches above the ground. Plank is $\frac{3}{4}$ " plywood. The top must be a non-slip surface. This may be achieved by adding sand to the paint, with anti skid tape or application of any non slip item to the surface. The planks movement must be limited and may be achieved with heavy-duty bungee cords fastened between the plank and the frame underneath it. Post tops must be covered to prevent any accidental injury. This may be done with tennis balls with slits cut into them so they slip onto the top of each post.

Resources: Arf and Running Agility Equipment www.arfandriving.com

Arf and Running makes a wonderful version with an aluminum frame that is lightweight and easy to assemble.



Pivot Perch

Perches should be approximately 4" high and 12-inch diameter. A simpler version of this is a rubber feed pan turned to use the bottom as the top pivot surface. The top must be a non-slip surface. This may be achieved by adding sand to the paint, with anti skid tape or application of any non slip item to the surface.

Resources:

Feed pans are available at animal supply stores as well as from a variety of on line suppliers

Feed Arf and Running Agility Equipment www.arfandriving.com

Max 200.com



Roll It Tube

1' by 4.5" diameter PVC- piece of PVC pipe. We suggest decorating the pipe with colorful duct tape.

Resources:

Hardware stores, Home Depot, Lowes etc



Push-Button Light

5-inch diameter push-button battery-powered light

The light must be mounted to a board approximately 8 inches square. Duct tape works well for this. The board should be painted a color to contrast with the floor. The board should also be affixed to the floor to prevent movement by enthusiastic paws (duct taped).

Resources:

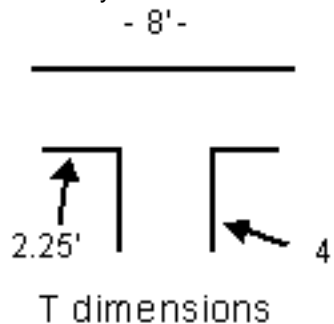

Hardware stores, Home Depot, Lowes etc



Easy Button

Staples talking Easy Buttons or other talking push buttons may be used. Buttons should be approximately 5" in diameter

Resources: Staples office supply stores as well as a variety of on line resources.




T Rails

T rails should be made from 1-1/2" PVC rails 2"-4" high or 2"x 4" boards. Rails are placed 3-1/2' apart. The rails should be of a color that contrasts with flooring.

Resources:

Arf and Running Agility Equipment www.arfandrunning.com

Hardware Stores and lumber yards



Pause Table

3'x 3' x 4" high. 3/4" plywood, wafer board or similar product may be used for the top surface. The top must be a non-slip surface. This may be achieved by adding sand to the paint, with anti skid tape or application of any non slip item to the surface.

Resources:



Jumps

Jumps may be 4-5' wide with displaceable bars.

Resources:

Jumps and jump making components are available from a variety of resources.

Arf and Running Agility Equipment www.arfandraining.com/



Place It/Carry and Drop Containers

The bucket or bowl is used for the Place It and Carry & Drop exercises. May be any bucket with a minimum 10" and maximum 14" in diameter with an open top.

Resources: Available from a variety of stores and on line sources.



Box Walk

Shallow plastic storage boxes lined with pieces of yoga mat work well. Boxes should be approximately 8"x12" and not more than 4" tall.

Resources: Available from a variety of stores and on line sources.



Paws On Bottoms Up

Step should be 20"-28" long by 4"-6" tall and may be plastic, rubber or wood. The top must be a non-slip surface. This may be achieved by adding sand to the paint, with anti skid tape or application of any non slip item to the surface.