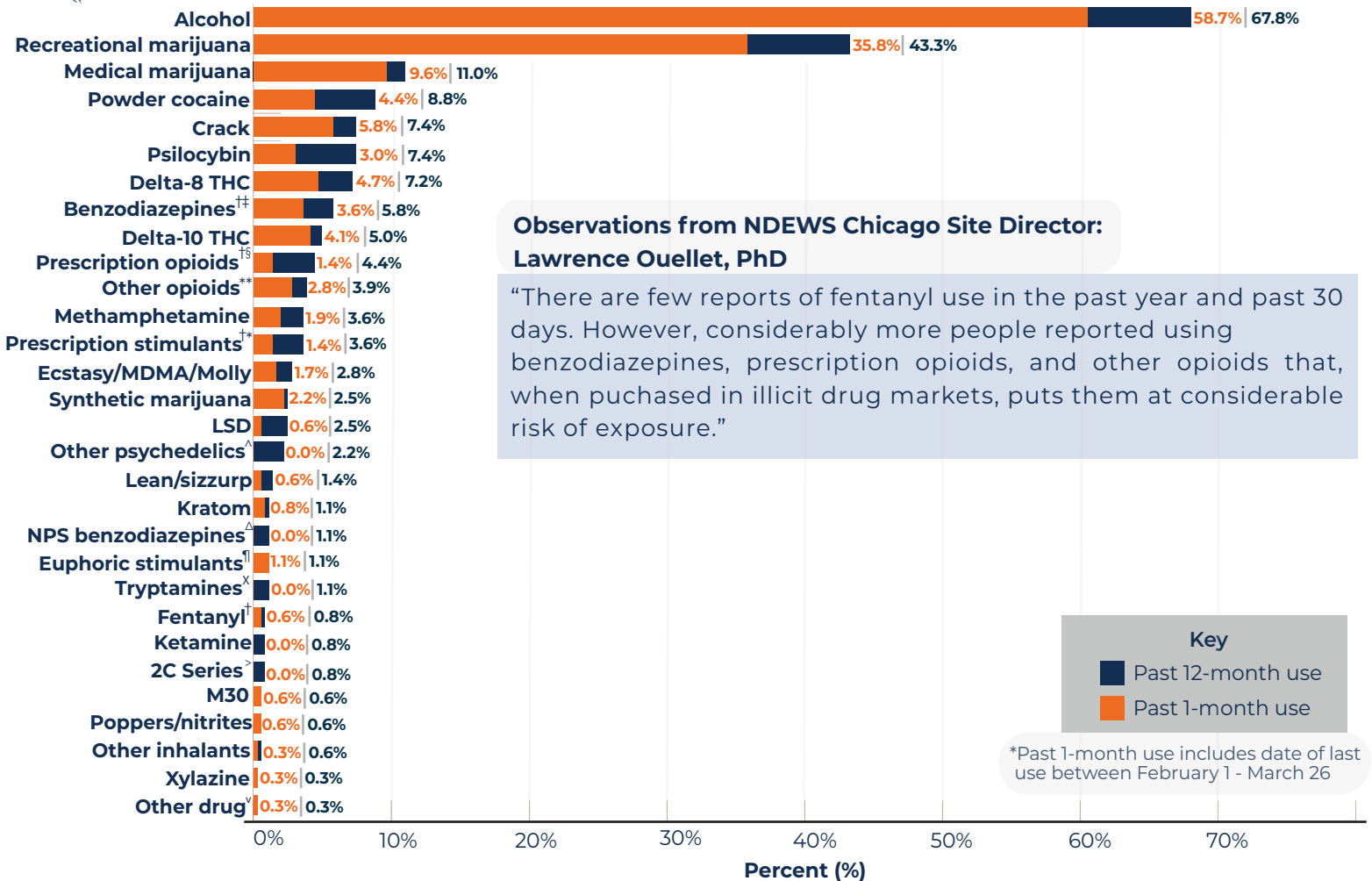


### Substance use in the past 12 months: Chicago, IL

Survey dates: March 24–26, 2023  
N=363

#### Chicago

The Rapid Street Reporting (RSR) team visited Chicago, IL on March 24–26, 2023. Following alcohol and marijuana, the next most commonly reported substances were powder cocaine (8.8%), crack (7.4%), and psilocybin (7.4%). Additionally, the RSR team received one report of xylazine use and one report of phenibut use.



#### Observations from NDEWS Chicago Site Director: Lawrence Ouellet, PhD

"There are few reports of fentanyl use in the past year and past 30 days. However, considerably more people reported using benzodiazepines, prescription opioids, and other opioids that, when purchased in illicit drug markets, puts them at considerable risk of exposure."

<sup>†</sup> Nonmedical use.

<sup>‡</sup> Benzodiazepines include Xanax/alprazolam, Valium/diazepam, Klonopin/clonazepam, Rohypnol/roofies, Ativan/lorazepam, and Haldol.

<sup>§</sup> Prescription opioids include Vicodin/other hydrocodone, OxyContin/other oxycodone such as Percocet or roxicodone, codeine with Tylenol, methadone, and morphine.

<sup>\*\*</sup> Other opioids include heroin and U-47700/U4, pink, pinky.

<sup>\*</sup> Prescription stimulants include nonmedical use of Adderall, Ritalin, or another drug for ADHD.

<sup>^</sup> Other psychedelics include 1P-LSD, ALD-52/Orange Sunshine, AL-LAD, LSZ, DOB, and DOC.

<sup>Δ</sup> NPS benzodiazepines include clonazepam.

<sup>¶</sup> Euphoric stimulants include 4-FA, 5/6-APB/Benzofury, MDEA/Eve, and TMA.

<sup>x</sup> Tryptamines include DMT, 5-MeO-MiPT/Moxy, and 5-MeO-DMT.

<sup>></sup> 2C series include 2C-B/Nexus, 2C-E/Europa, and 2C-T-7/T7, Blue Mystic, 7th heaven.

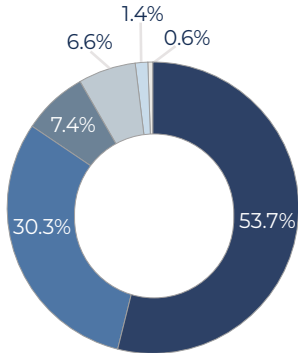
<sup>v</sup> Other drug includes phenibut.

### Substance use in the past 12 months: Chicago, IL

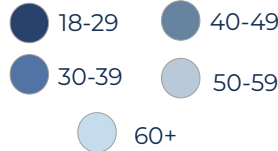
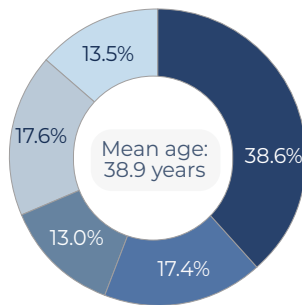
Survey dates: March 24–26, 2023  
N=363

#### Demographics of Chicago, IL Participants

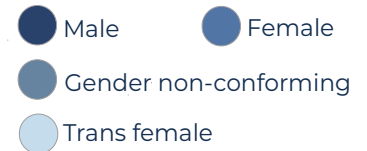
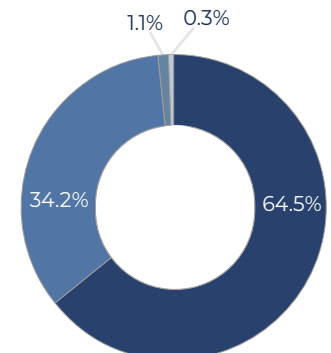
Race



Age



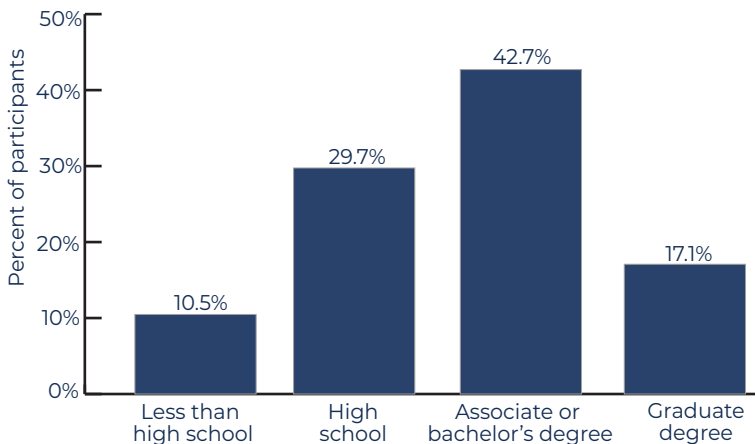
Gender identity



18.7% of participants identified as Hispanic/ Latino

Years of education

Mean years of education: 14 years



Location of survey

