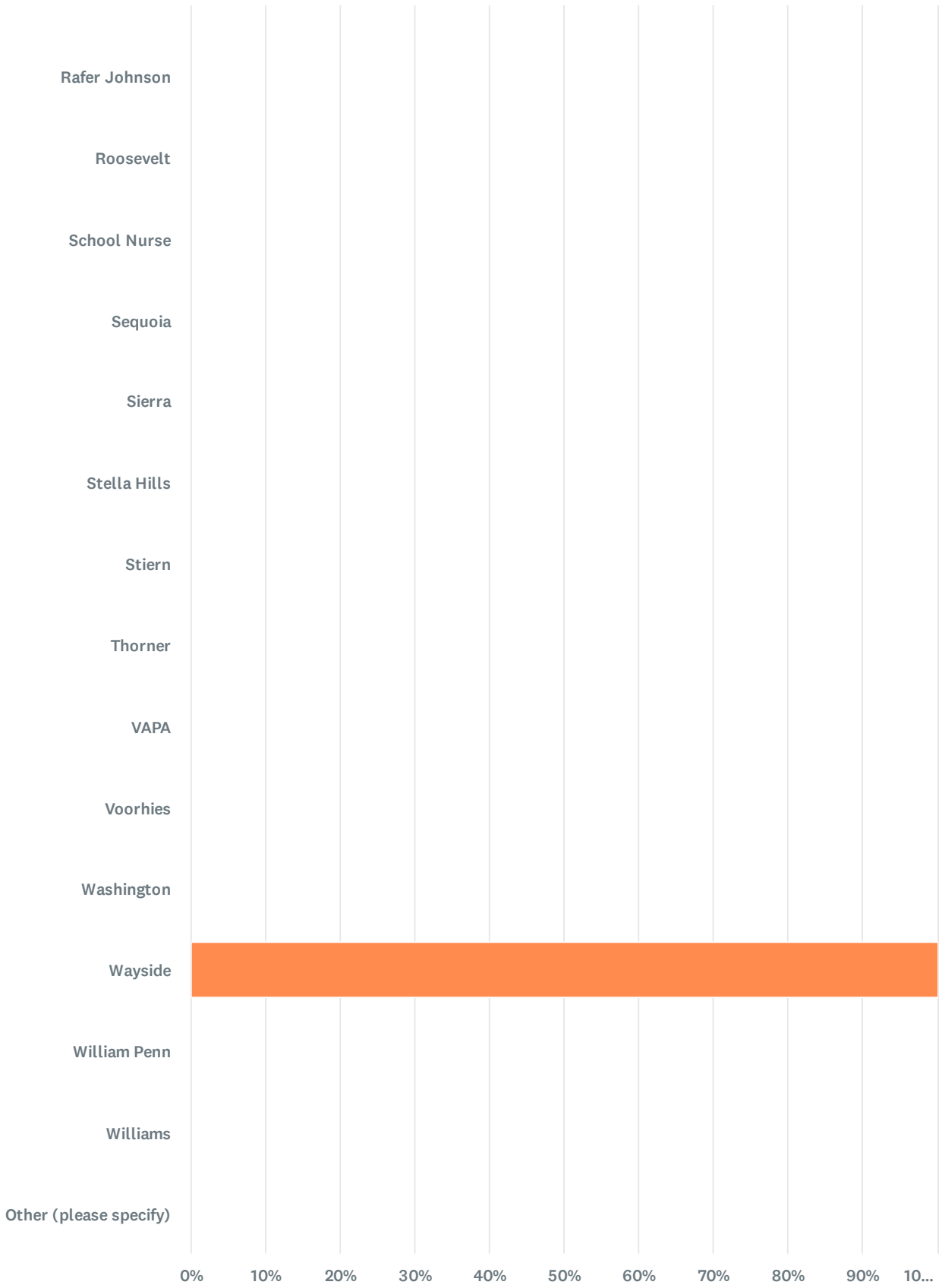
























2025-2026 BETA Administration/Site Climate Survey

























Answer Choices	Percentage	Responses
Total		11


2025-2026 BETA Administration/Site Climate Survey

Answer Choices	Percentage	Responses
 Casa Loma	0%	0
 Cato	0%	0
 Chavez	0%	0
 Chipman	0%	0
 College Hts	0%	0
 Compton	0%	0
 Curran	0%	0
 Downtown	0%	0
 Ed Center/District Office	0%	0
 Eissler	0%	0
 Emerson	0%	0
 Evergreen	0%	0
 Fletcher	0%	0
 Frank West	0%	0
 Franklin	0%	0
 Fremont	0%	0
 Garza	0%	0
 Harding	0%	0
 Harris	0%	0
 Horace Mann	0%	0
 Hort	0%	0
 Jefferson	0%	0
<b>Total</b>		<b>11</b>

2025-2026 BETA Administration/Site Climate Survey

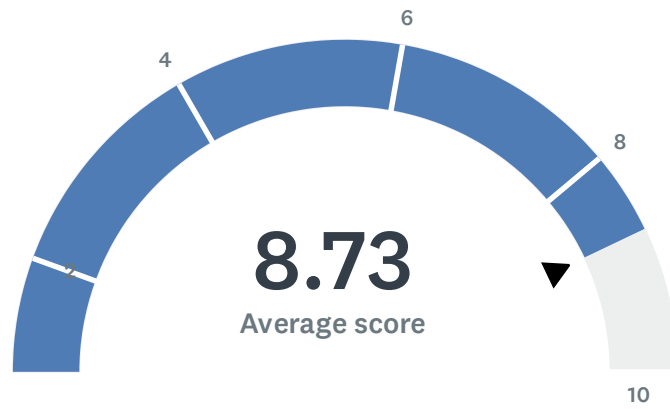
Answer Choices	Percentage	Responses
 Lincoln Jr. High	0%	0
 Longfellow	0%	0
 McKinley	0%	0
 MLK	0%	0
 Mt.Vernon	0%	0
 Munsey	0%	0
 Nichols	0%	0
 Noble	0%	0
 Owens Elementary	0%	0
 Pauly	0%	0
 Pioneer	0%	0
 Rafer Johnson	0%	0
 Roosevelt	0%	0
 School Nurse	0%	0
 Sequoia	0%	0
 Sierra	0%	0
 Stella Hills	0%	0
 Stiern	0%	0
 Thorner	0%	0
 VAPA	0%	0
 Voorhies	0%	0
 Washington	0%	0
<b>Total</b>		<b>11</b>

2025-2026 BETA Administration/Site Climate Survey

Answer Choices	Percentage	Responses
 Wayside	100.00%	11
 William Penn	0%	0
 Williams	0%	0
 Other (please specify) <a href="#">Show responses</a>	0%	0
<b>Total</b>		<b>11</b>

## Q2 Site administration is sensitive to the needs of students, staff, and the community.

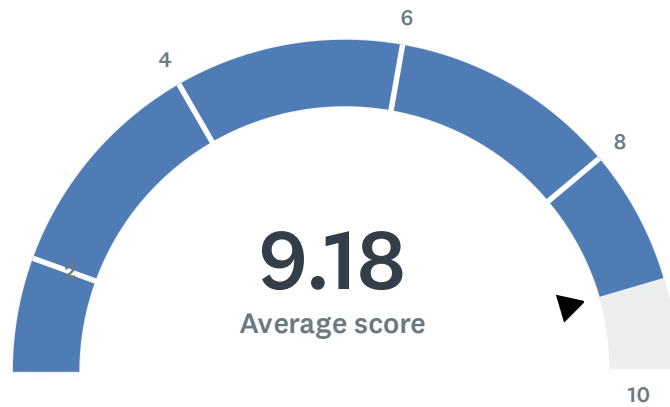
Answered: 11 Skipped: 0



Basic statistics <span style="float: right;">(i)</span>				
Minimum	Maximum	Median	Mean	Standard Deviation
7.00	10.00	9.00	8.73	0.96

### Q3 Site administration treats staff with respect; you feel like a valued member of a team.

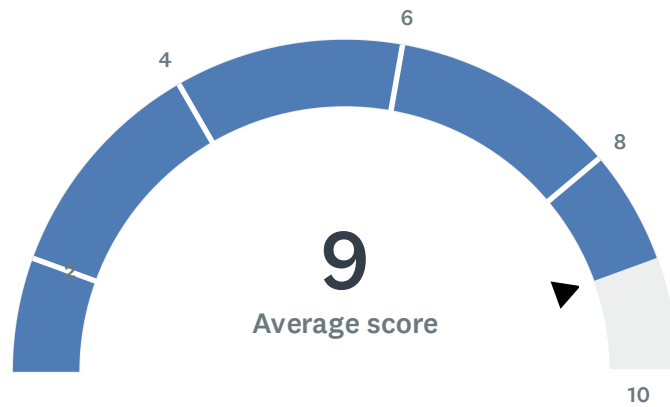
Answered: 11 Skipped: 0



Basic statistics <span style="float: right;">(i)</span>				
Minimum	Maximum	Median	Mean	Standard Deviation
8.00	10.00	9.00	9.18	0.83

## Q4 Site administration conducts classroom visits in the least disruptive manner and leaves timely feedback (within 48 hours).

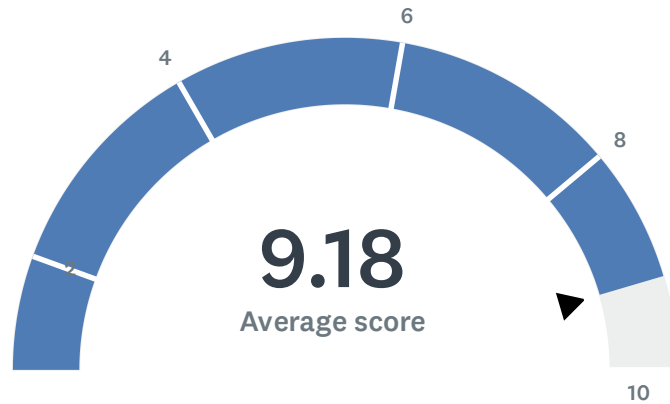
Answered: 11 Skipped: 0



Basic statistics <span style="float: right;">(i)</span>				
Minimum	Maximum	Median	Mean	Standard Deviation
8.00	10.00	9.00	9.00	0.60

## Q5 Site administration follows the contract and respects personal rights.

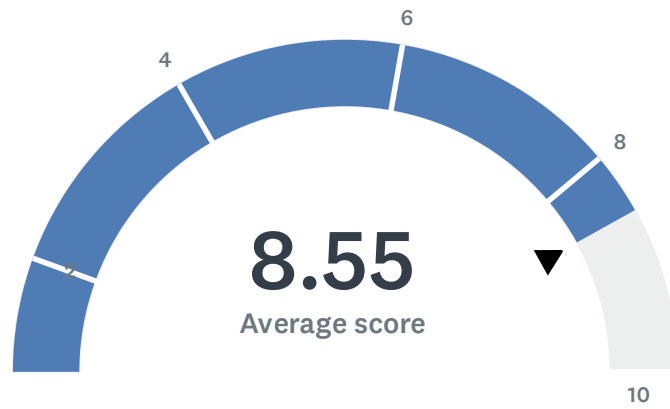
Answered: 11 Skipped: 0



Basic statistics <span style="float: right;">ⓘ</span>				
Minimum	Maximum	Median	Mean	Standard Deviation
8.00	10.00	9.00	9.18	0.72

## Q6 Administration utilizes staff according to their job description (ie. Coaches, APL's, Specialists & Staff).

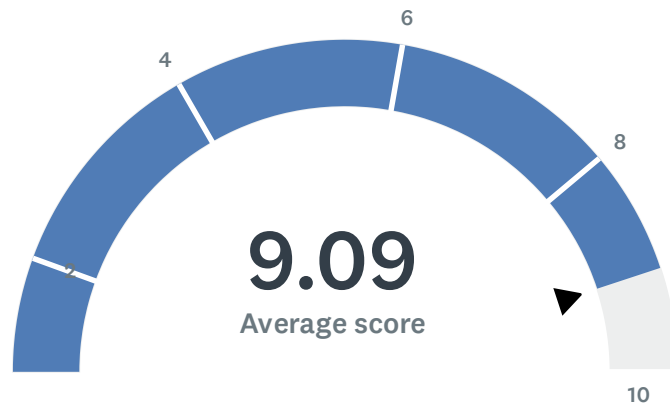
Answered: 11 Skipped: 0



Basic statistics <span style="float: right;">(i)</span>				
Minimum	Maximum	Median	Mean	Standard Deviation
6.00	10.00	9.00	8.55	1.08

## Q7 Administration maintains open communication with staff, parents, and students.

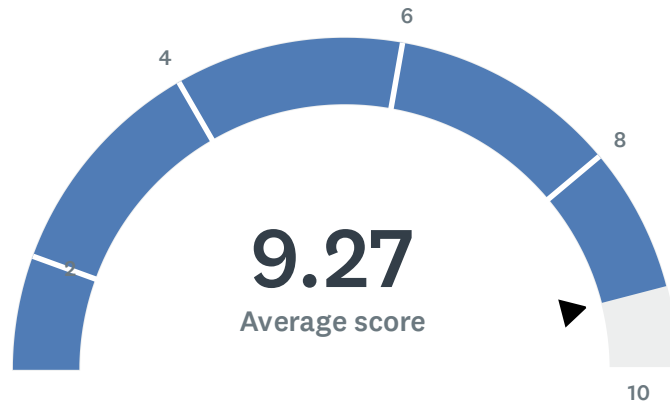
Answered: 11 Skipped: 0



Basic statistics <span style="float: right;">(i)</span>				
Minimum	Maximum	Median	Mean	Standard Deviation
7.00	10.00	9.00	9.09	0.90

## Q8 Administration supports staff against attacks and criticism from parents.

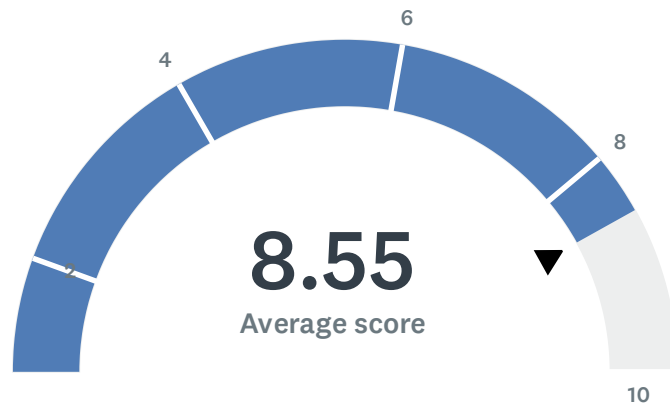
Answered: 11 Skipped: 0



Basic statistics <span style="float: right;">(i)</span>				
Minimum	Maximum	Median	Mean	Standard Deviation
7.00	10.00	9.00	9.27	0.86

## Q9 Site administration treats all teachers equally; there is no preferential treatment.

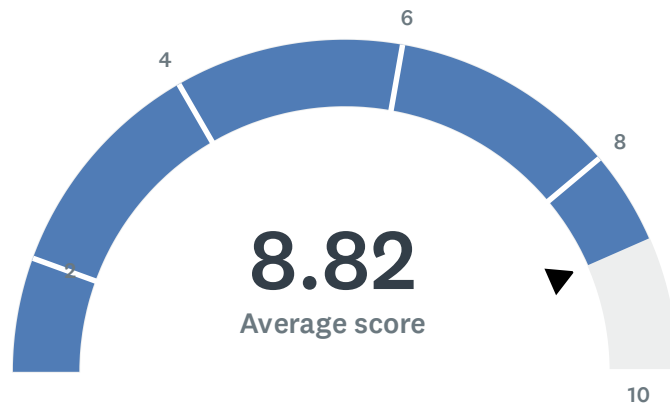
Answered: 11 Skipped: 0



Basic statistics <span style="float: right;">(i)</span>				
Minimum	Maximum	Median	Mean	Standard Deviation
4.00	10.00	9.00	8.55	1.62

# Q10 Site administration has been supportive and minimizes additional stress.

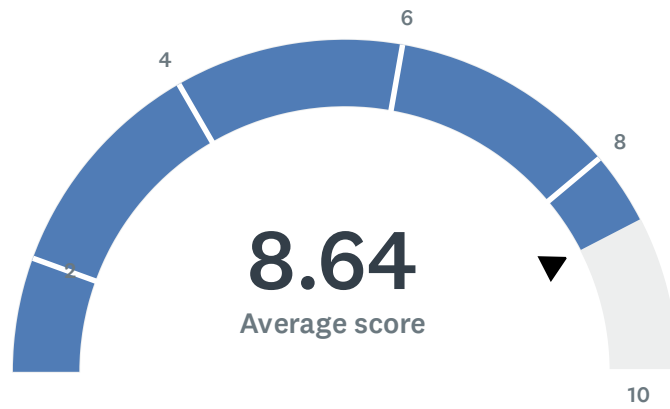
Answered: 11 Skipped: 0



Basic statistics <span style="float: right;">(i)</span>				
Minimum	Maximum	Median	Mean	Standard Deviation
7.00	10.00	9.00	8.82	0.83

## Q11 Administration communicates expectations and information in an effective and timely manner.

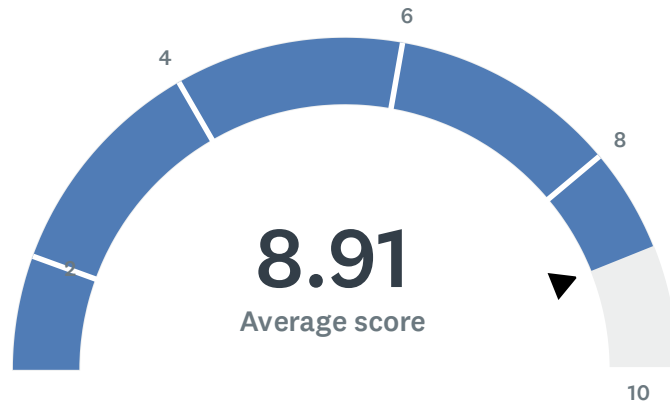
Answered: 11 Skipped: 0



Basic statistics <span style="float: right;">(i)</span>				
Minimum	Maximum	Median	Mean	Standard Deviation
7.00	10.00	9.00	8.64	0.77

## Q12 Your site administration ensures positive working conditions at your worksite.

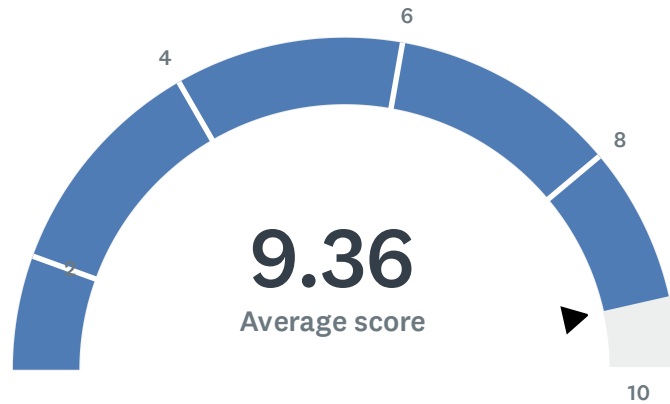
Answered: 11 Skipped: 0



Basic statistics <span style="float: right;">(i)</span>				
Minimum	Maximum	Median	Mean	Standard Deviation
8.00	10.00	9.00	8.91	0.67

### Q13 Site administration is thoughtful/smart when calling "Inclement Weather" (rainy day, extreme temperatures, too windy, air quality, etc.) schedule.

Answered: 11 Skipped: 0



Basic statistics <span style="float: right;">(i)</span>				
Minimum	Maximum	Median	Mean	Standard Deviation
8.00	10.00	9.00	9.36	0.64

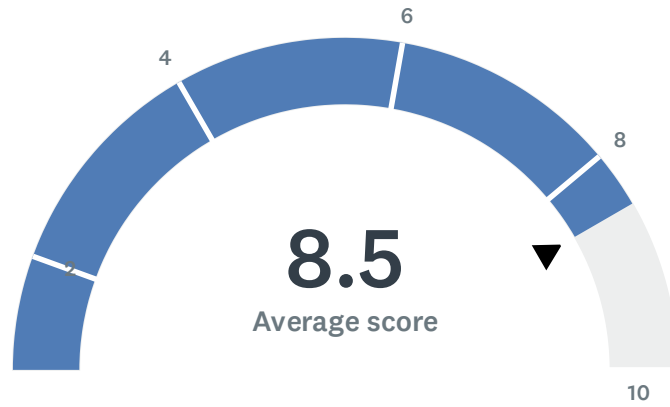
## Q14 Do you have any comments, thoughts, or concerns about site administration?

Answered: 2 Skipped: 9

#	RESPONSES
1	Everyone knows there's favoritism, which is not the problem. However, the entitled person likes to throw it in everyone else's face with comments and actions. That's the real problem because it causes negative working conditions.
2	I love working at Wayside!

## Q15 Site staff is involved in setting school policies and budgetary priorities.

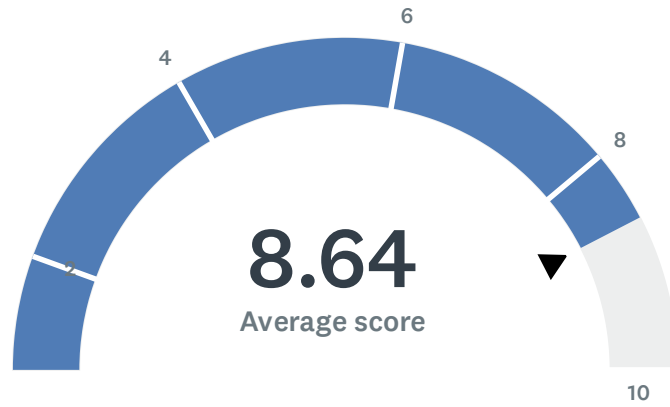
Answered: 10 Skipped: 1



Basic statistics <span style="float: right;">ⓘ</span>				
Minimum	Maximum	Median	Mean	Standard Deviation
7.00	10.00	8.50	8.50	1.02

## Q16 Site meetings are productive and not excessive.

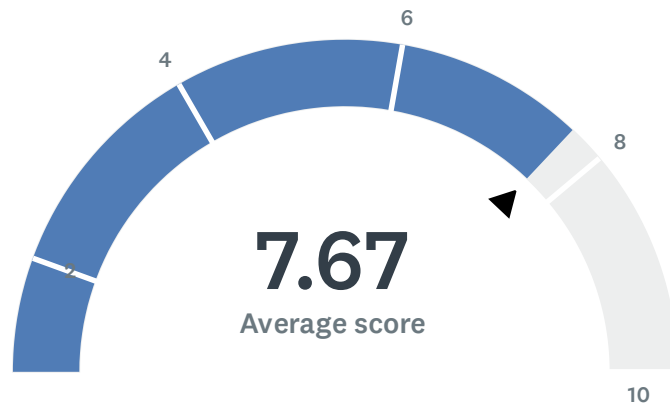
Answered: 11 Skipped: 0



Basic statistics <span style="float: right;">(i)</span>				
Minimum	Maximum	Median	Mean	Standard Deviation
7.00	10.00	9.00	8.64	0.88

## Q17 Meetings, 504s, and/or IEPs scheduled outside of contractually guaranteed planning/preparation time?

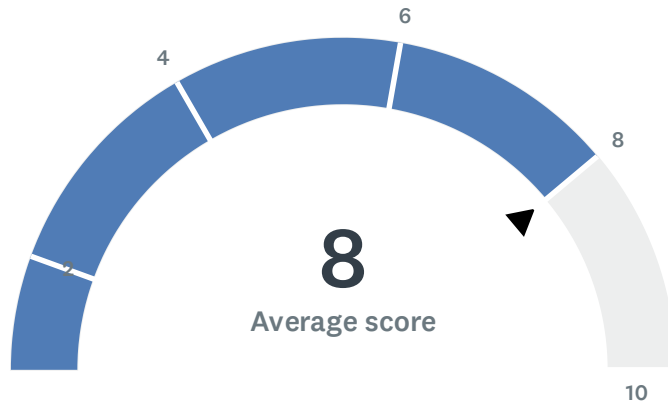
Answered: 9 Skipped: 2



Basic statistics <span style="float: right;">(i)</span>				
Minimum	Maximum	Median	Mean	Standard Deviation
5.00	10.00	8.00	7.67	1.56

## Q18 My site receives daily, consecutive, uninterrupted planning/preparation time. (30 minutes / 40 minutes)

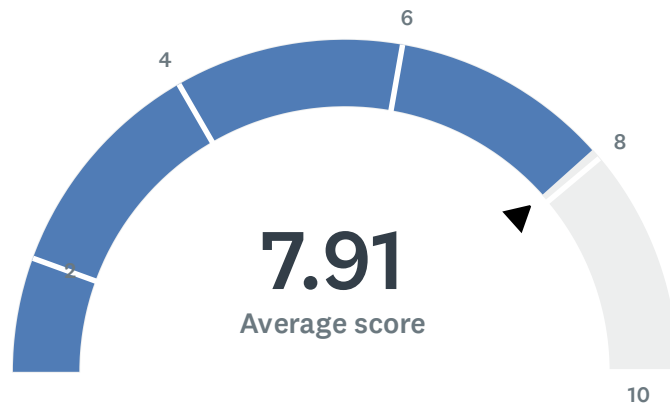
Answered: 11 Skipped: 0



Basic statistics <span style="float: right;">(i)</span>				
Minimum	Maximum	Median	Mean	Standard Deviation
2.00	10.00	9.00	8.00	2.26

## Q19 Staff is given time (on duty) to input district-required data (i.e., Benchmarks, Dibels, CFAs, Report Cards, etc.).

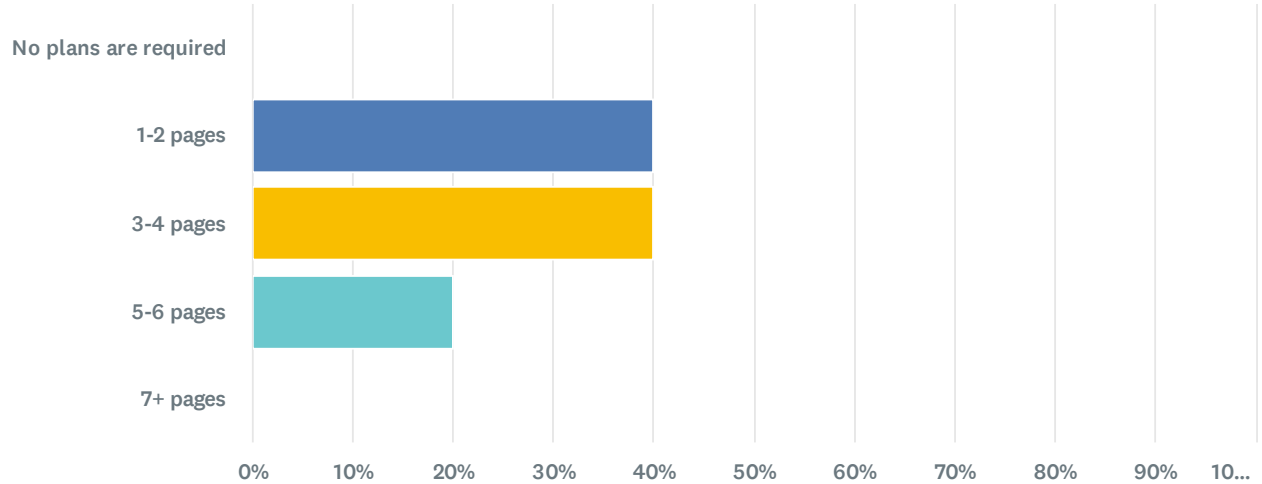
Answered: 11 Skipped: 0



Basic statistics <span style="float: right;">(i)</span>				
Minimum	Maximum	Median	Mean	Standard Deviation
2.00	10.00	8.00	7.91	2.23

## Q20 Teachers are required to submit complete, but not excessively lengthy lesson plans.

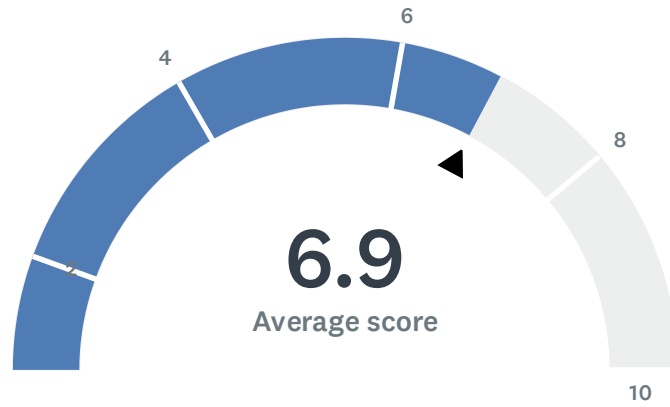
Answered: 10 Skipped: 1



Answer Choices	Percentage	Responses
<span style="color: green;">●</span> No plans are required	0%	0
<span style="color: blue;">●</span> 1-2 pages	40.00%	4
<span style="color: yellow;">●</span> 3-4 pages	40.00%	4
<span style="color: teal;">●</span> 5-6 pages	20.00%	2
<span style="color: orange;">●</span> 7+ pages	0%	0
<a href="#">Show comments</a>		
<b>Total</b>		<b>10</b>

## Q21 Staff (teachers and/or coaches) have recess duty.

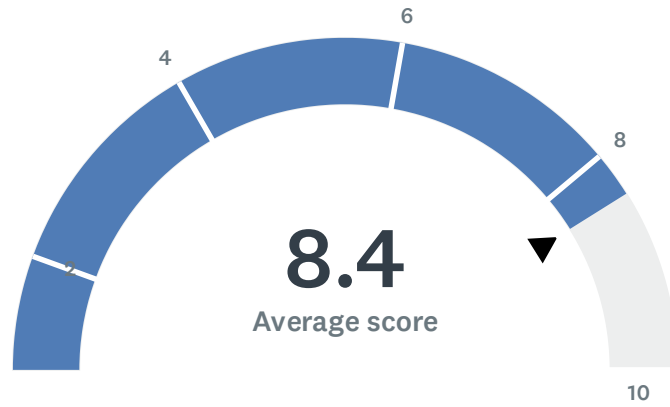
Answered: 10 Skipped: 1



Basic statistics <span style="float: right;">(i)</span>				
Minimum	Maximum	Median	Mean	Standard Deviation
1.00	10.00	9.50	6.90	3.96

## Q22 Staff (teachers and/or coaches) have bus (arrival/dismissal) duty.

Answered: 10 Skipped: 1



Basic statistics <span style="float: right;">ⓘ</span>				
Minimum	Maximum	Median	Mean	Standard Deviation
1.00	10.00	9.50	8.40	2.65

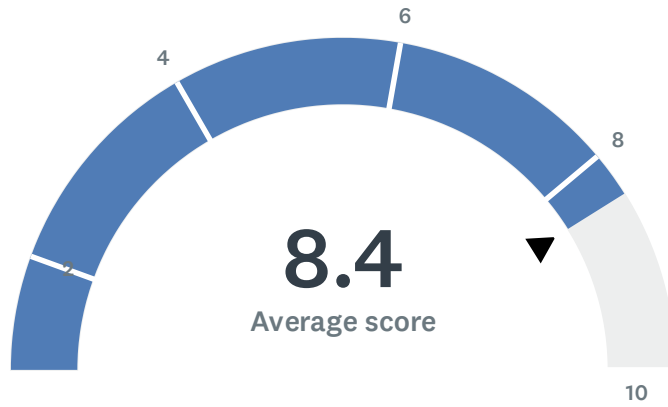
## Q23 Do you have any comments, thoughts, or concerns about site operations, duties, and responsibilities?

Answered: 2 Skipped: 9

#	RESPONSES	
1	IEPs and meetings sometimes are scheduled during my prep time, but staff is good about letting us leave early for IEPs and meetings are announced ahead of time	
2	There is no recess duty for teachers or support staff. There is after school duty for bus and dismissal.	

## Q24 Staff and students feel safe.

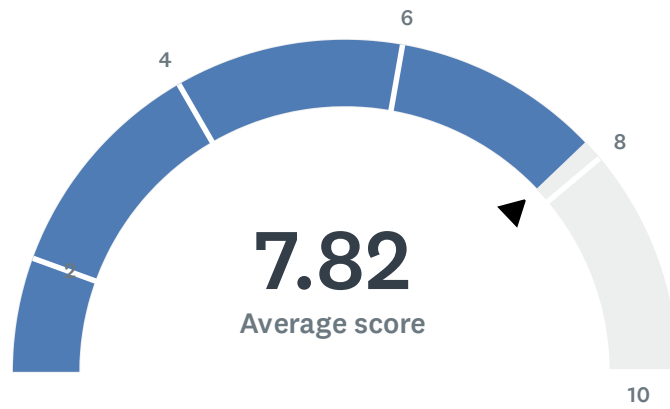
Answered: 10 Skipped: 1



Basic statistics <span>ⓘ</span>				
Minimum	Maximum	Median	Mean	Standard Deviation
5.00	10.00	8.50	8.40	1.36

## Q25 Administration has been helpful and supportive regarding student discipline.

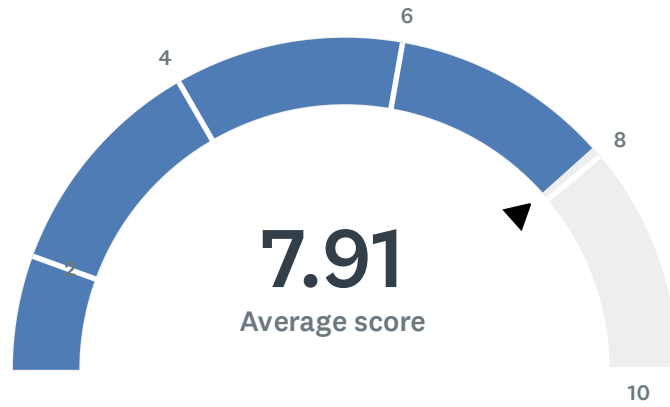
Answered: 11 Skipped: 0



Basic statistics <span style="float: right;">(i)</span>				
Minimum	Maximum	Median	Mean	Standard Deviation
5.00	10.00	8.00	7.82	1.40

## Q26 Teachers have been given or trained to use effective tools to improve behavior.

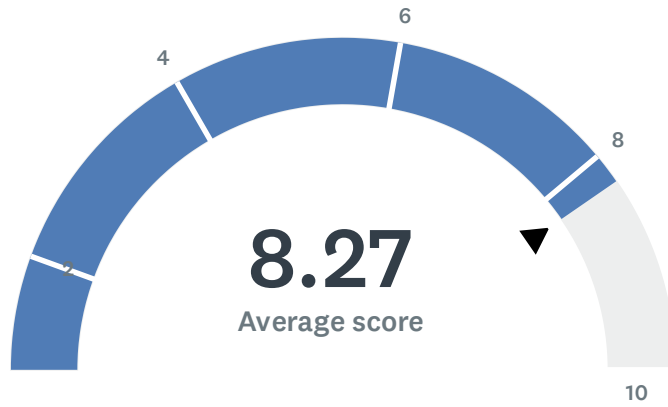
Answered: 11 Skipped: 0



Basic statistics <span style="float: right;">(i)</span>				
Minimum	Maximum	Median	Mean	Standard Deviation
7.00	9.00	8.00	7.91	0.90

## Q27 Administration supports classroom discipline procedures and follows District discipline guidelines.

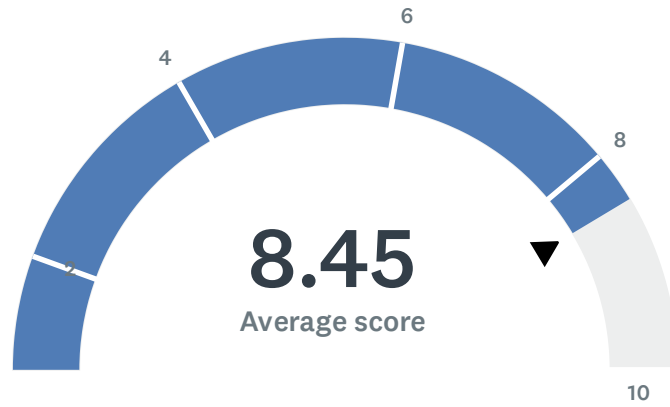
Answered: 11 Skipped: 0



Basic statistics <span style="float: right;">(i)</span>				
Minimum	Maximum	Median	Mean	Standard Deviation
7.00	10.00	8.00	8.27	0.86

## Q28 When ODRs (office disciplinary referrals) are written, the teacher's word is valued and trusted.

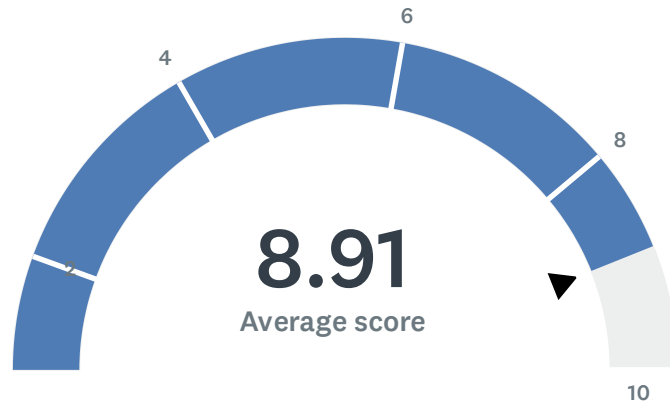
Answered: 11 Skipped: 0



Basic statistics <span style="float: right;">(i)</span>				
Minimum	Maximum	Median	Mean	Standard Deviation
7.00	10.00	8.00	8.45	0.99

## Q29 My site has a positive atmosphere.

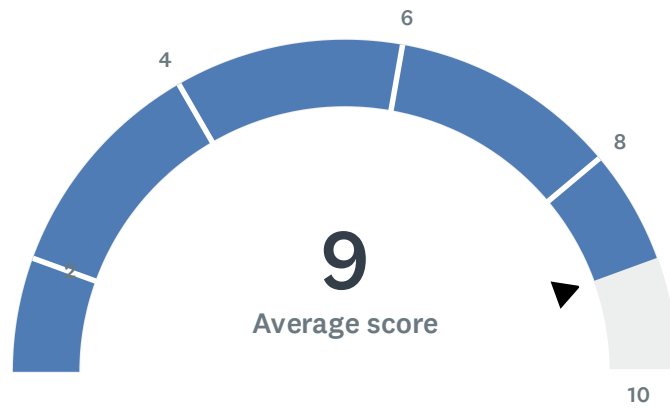
Answered: 11 Skipped: 0



Basic statistics <span>ⓘ</span>				
Minimum	Maximum	Median	Mean	Standard Deviation
8.00	10.00	9.00	8.91	0.90

## Q30 I would recommend my site to other employees and prospective teachers.

Answered: 11 Skipped: 0



Basic statistics <span style="float: right;">(i)</span>				
Minimum	Maximum	Median	Mean	Standard Deviation
8.00	10.00	9.00	9.00	0.85

## Q31 Do you have any final comments, thoughts, or concerns about PBIS, Discipline, and/or Site Atmosphere?

Answered: 3 Skipped: 8

#	RESPONSES
1	I don't think my students feel safe on the playground or hallways. There are too often, upper grade students wandering around campus, unsupervised.
2	The Site atmosphere has changed, we use to do more things full staff. Now it's all separate groups, primary, intermediate, cpals, admin, etc. everyone is separated.
3	PBIS doesn't work, zero consequences

## Q32 Do you have any overall comments about your site and/or its administration?

Answered: 2 Skipped: 9

#	RESPONSES
1	I think support staff is being pulled in so many different directions that when teachers feel the need to call for support, it is not always readily available.
2	Wayside is a great place to work.