

16,000 sq.ft. For Lease

34550 Glendale, Livonia, MI 48150



Listing ID: 30263959
 Status: Active
 Property Type: Industrial For Lease
 Industrial Type: Flex Space, Free-Standing
 Contiguous Space: 16,000 SF
 Total Available: 16,000 SF
 Lease Rate:
 Lease Type:
 Loading: 2 Docks, 2 Doors
 Ceiling: 16 - 18 ft.
 Office SF: 2,030 SF
 Drive-In Bays: 1 Bay



Overview/Comments

16,000 sq.ft. of light industrial for lease in the heart of Livonia's I 96 industrial corridor. Call Rea Construction at 734-946-8730 for a tour. Two truck wells. Modified gross lease available.

Virtual Tour <https://view.ricohtours.com/523d5522-1a76-4c43-9361-a72e26293284/>

General Information

| | | | |
|------------------|--------------------------------------------------------------------------------------------------------------|---------------------------|----------------|
| Tax ID/APN: | 263960770 | Building Name: | 34550 Glendale |
| Industrial Type: | Flex Space, Free-Standing, Industrial-Business Park, Manufacturing, Light Industrial, Warehouse/Distribution | Building/Unit Size (RSF): | 16,000 SF |
| Zoning: | LIGHT INDUSTRIAL | Usable Size (USF): | 16,000 SF |
| | | Land Area: | 1.30 Acres |

Available Space

| | | | |
|---------------------|----------------|--------------------|---------|
| Suite/Unit Number: | 34550 | Offices: | 5 |
| Space Available: | 16,000 SF | Office SF: | 2,030SF |
| Minimum Divisible: | 16,000 SF | Kitchen/Breakroom: | Yes |
| Maximum Contiguous: | 16,000 SF | Parking Spaces: | 21 |
| Space Type: | Relet | Loading Docks: | 2 |
| Date Available: | 05/01/2020 | Loading Doors: | 2 |
| Lease Rate: | | Drive In Bays: | 1 |
| Lease Type: | Modified Gross | Ceiling Height: | 18 |
| Rent Escalators: | Fixed Lease | Clear Height: | 16 |
| Conference Rooms: | 1 | | |

Space Description 16,000 sq.ft. of light industrial for lease in the heart of Livonia's I 96 industrial corridor. Call Rea Construction at 734-946-8730 for a tour. Two truck wells. Modified gross lease available.

Area & Location

Property Located Between: Stark and Wayne
 Highway Access: I 96
 Airports: DTW

Building Related

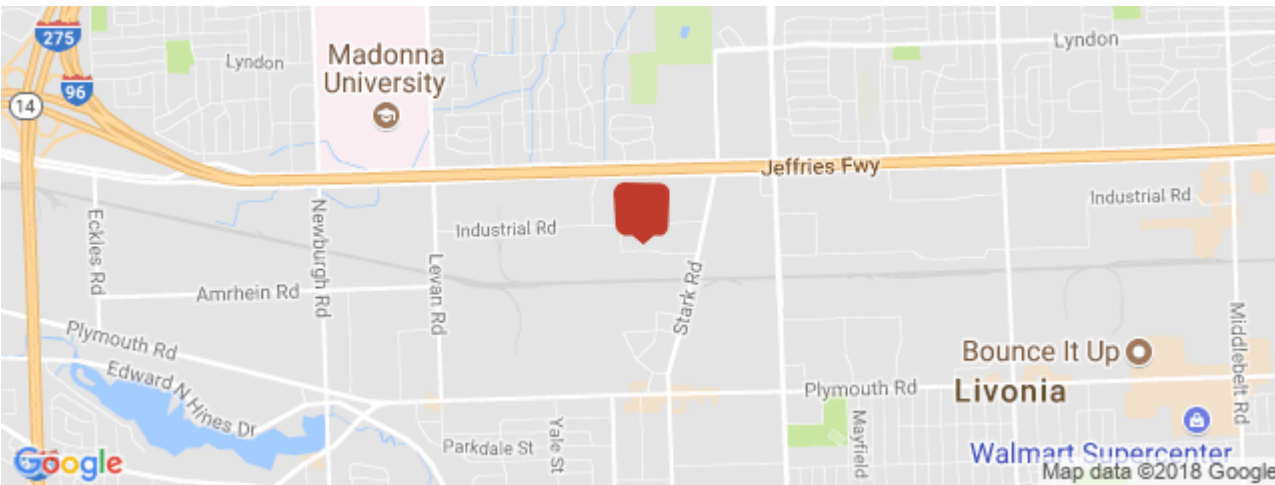
| | | | |
|----------------------------|-------------------|-----------------------|----------------------------------------|
| Tenancy: | Single Tenant | Total Parking Spaces: | 21 |
| Total Number of Buildings: | 1 | Column Spacing: | 40 |
| Number of Stories: | 1 | Passenger Elevators: | 0 |
| Office Space SF: | 2,030SF | Freight Elevators: | 0 |
| Property Condition: | Good | Sprinklers: | None |
| Year Built: | 1978 | Amps: | 200 |
| Year Renovated: | 2014 | Volts: | 208 |
| Roof Type: | Flat | X-Phase: | 3 |
| Construction/Siding: | Block | Heat Type: | Natural Gas, Suspended Radiant Heaters |
| Parking Ratio: | 1.3 (per 1000 SF) | Lighting: | Metal Halide |
| Parking Type: | Surface | Internet Access: | Cable |
| Parking Description: | asphalt | | |

Land Related

| | |
|---------------------|------------------|
| Zoning Description: | Light Industrial |
| Water Service: | Municipal |
| Sewer Type: | Municipal |

Location

| | | | |
|----------|-----------------------------------|------------|-------------------------|
| Address: | 34550 Glendale, Livonia, MI 48150 | MSA: | Detroit-Warren-Dearborn |
| County: | Wayne | Submarket: | Southern I-275 Corridor |




Property Images

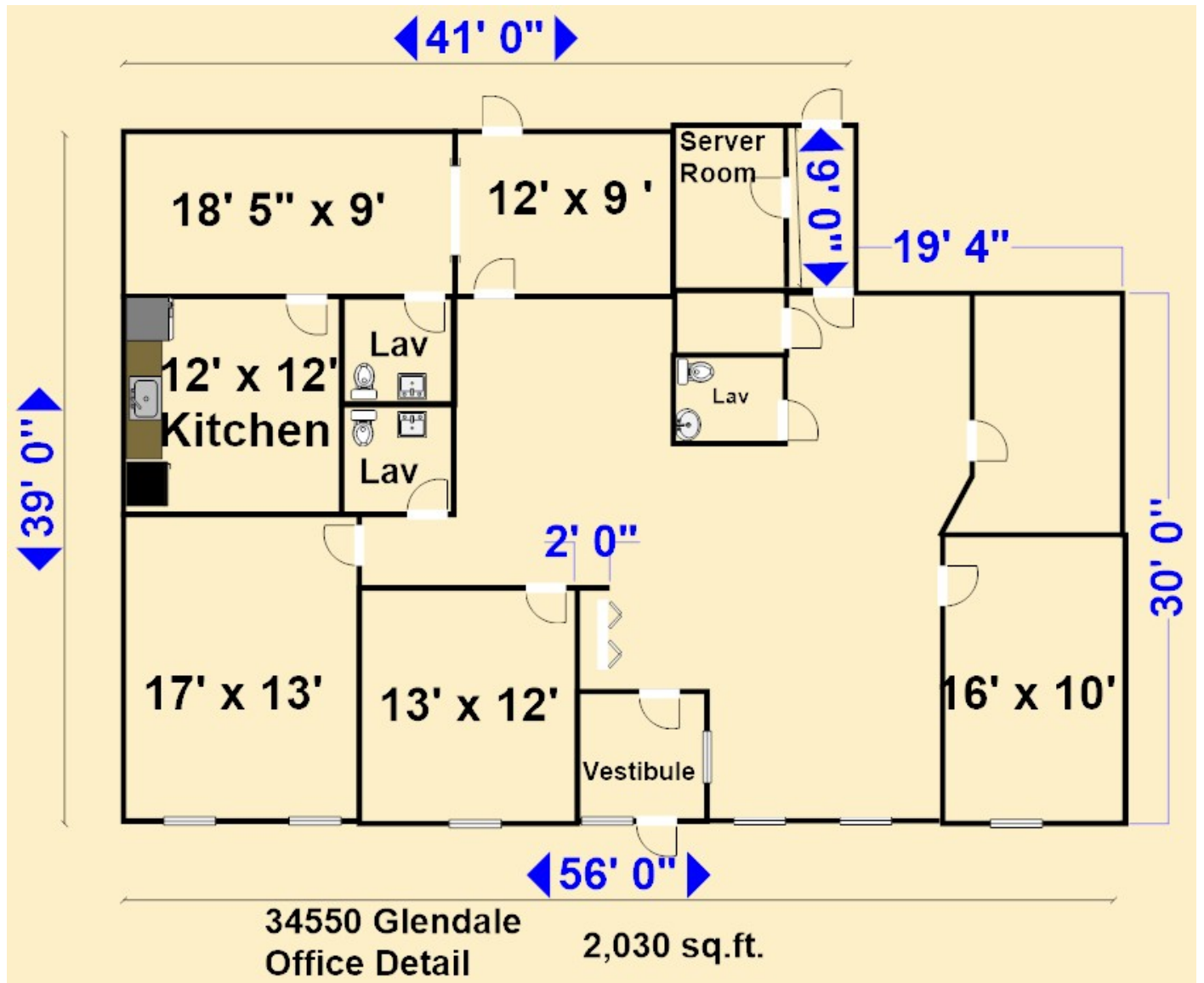


IMG_5185



IMG_5186 (3)







Property Contacts



Yvon Rea

Rea Construction

734-946-8730 [0]