

### TEXAS INSTRUMENTS ELECTRONIC CLONEABLE TRANSPONDER KEY



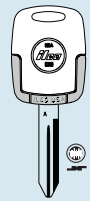
Texas Instruments Key Head

Key head and blade are sold separately unless otherwise stated.

★ TRANSPONDER KEYS STARTING "EB" ARE BLADE ONLY, AND "EH" IS HEAD ONLY.

EH3

EZ# 101267



**CHRYSLER**

300M	1999-2004
Cirrus	1999-2000
Concorde	1998-2004
LHS	1999-2001
New Yorker	1998-2001
PT Cruiser	2001-2005
Sebring Conv.	1998-2006
Sebring Sedan (4-Door)	2001-2006
Town & Country	2001-2003
Voyager	2001-2003

**DODGE**

Interpid	1998-2004
Neon, SRT	2000-2005
Stratus Sedan	1999-2006
Caravan & Grand Caravan	2001-2003
Dakota	2001-2004
Durango	2001-2003
Ram 1500	2002-2005
Ram 2500	2002-2005
Ram 3500	2002-2005

**EAGLE**

Vision	1998
<b>JEEP</b>	
Cherokee	1998-2001
Grand Cherokee	1998-2004
Liberty	2002-2004
Wrangler	1998-2006

**PLYMOUTH**

Breeze	1999-2000
Grand Voyager	2001-2003
Neon	2000-2001
Voyager	2001-2003

EB3A Y160

EZ# 101268



**FORD**

Cobra	1997
Crown Victoria	1998-2002
Mustang	1996-2004
Taurus LX	1996-1999
Taurus SHO & LS	1996-1999
Excursion	2000-2006
Expedition	1997-2002
Explorer	1998-Mid-01
Explorer Sport	Mid-99-Mid-01

F-150 Heritage	2004
F-150, F-250	1999-2003
Ranger Pickup	1999-2000
Transfer Heavy	2000-2004
Trucks 6000, 9000, CF7000	
Windstar	1998-2000

**LINCOLN**

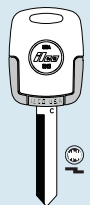
Blackwood	2002
Continental	1998-2002
Navigator	1998-2002
Town Car	1998-2002
<b>MAZDA</b>	
B Series	1999-2000

**MERCURY**

Grand Marquis	1998-2002
Sable GS	1999
Sable LS, SE, SHO	1996-1999
Mountaineer	1998-2001

EB3B H72

EZ# 101269



**FORD**

Contour 2.5i V6	1997-1998
Contour V6 LX3	1997-2000
Mustang GT	1996

**MERCURY**

Cougar	1999-2002
Mystique LS	1997-2000

EB3C H73

EZ# 101270



**LEXUS**

ES300	2002-2003	LX470	2001-2007
ES330	2004-2006	RX300	1997-2003
GS300, GS400	1998-2005	RX330	2004-2006
GS430	2001-2005	RX350	2007-2009
GX470	2003-2008	RX400h	2006-2008
IS300	2001-2005	SC300, SC400	2002-2006
LS400, LS430	1998-2006	SC430	2002-2009

EB3F T0Y48

EZ# 101273



**FORD**

Crown Victoria	2003-2008
Edge - SE, SEL	2007-2009
SEL Plus	
Escape	2001-2009
Escape Hybrid	2005-2009
Five Hundred	2005-2007
Five Hundred/ Taurus	2008
Flex	2009
Focus	2000-2009

Ford GT	2005-2006
Freestyle	2005-2007
Fusion	2006-2009
Mustang	2005-2009
Taurus	2000-2009
Taurus X,	2008
Freestyle	
Thunderbird	2002-2005
E-Series	2008-2009
Expedition	2003-2009
Explorer	Mid-01-2009

Explorer Sport	Mid-01-2009
Trac	
F-150 Series	2004-2009
F-250, 350	2004-2009
Super Duty	
Freestar	2004-2007
Range Pickup	2001-2009
Windstar	2001-2003
<b>LINCOLN</b>	
Aviator	2003-2007
LS6, LS8	2000-2006

Mark LT (Truck)	2006-2008
MKX	2007-2009
MKZ	2007-2009
Navigator	2003-2008
Town Car	2003-2009
Zephyr	2006-2009
<b>MAZDA</b>	
Tribute	2001-2009
B Series	2001-2009
<b>MERCURY</b>	
Grand Marquis	2003-2009

Marauder	2003-2005
Mariner	2005-2009
Milan	2006-2009
Montego	2005-2007
Sable	2008-2009
Sable GS & LS	2000-2007
Monterey	2004-2007
Mountaineer	2002-2009

EB3D H84

EZ# 101271

## BRAVO III WITH EZ-JAW™ SEMI-AUTOMATIC (LEVER) OPERATION



- Motor: 110V standard; 1/4 Hp capacitor start
- Vise Jaws: Four position EZ-Jaw™
- Cutter: CU50A milling cutter, flat left side, cobalt steel ensures a smooth, clean, accurate cut every time
- Dimensions: 15"W x 20" D x 10" H
- Weight: 47 lbs
- Carriage is spring loaded, provides consistent cutting pressure, and reduces potential for miscuts
- Automatic cutter start feature controlled by micro-switch, that is activated by raising or lowering the carriage
- Precise adjustments. A tracer point with micrometer regulation that makes it quick and easy to adjust depth of cut
- Carriage release button can only be activated when the key gauges are in the down position
- Two carriage shafts ensure sensitivity and precision in the cutting movement

MFG #	EZ #
BRAVO III	084802

## EZ™ CODE ELECTRONIC CODE MACHINE & DUPLICATOR - CYLINDER/AUTOMOTIVE KEYS



- 2-position Vise Jaw securely grips keys
- Patent pending "Automatic Edge Detection" compensates for slight taper due to "clamping errors"
- The internal database contains manufacturer specifications for hundreds of commercial and automotive applications plus over 200 popular indirect code series
- "Design-A-Key" feature allows the operator to input and store customized data to cut newly released keys
- Dependable accuracy with X-Y tolerances within +/- .002"
- Automatic depth calibration eliminates potential errors related to manual techniques
- Expanded indirect automotive code capability is available by connecting to a PC loaded with the optional Create-A-Key® Code Software
- Cutter: AT-U01 aluminum titanium nitride coated HSS (ideal for cutting hard material in a dry environment)
- Precision ball bearing cutter spindle system for minimal vibration and maintenance
- Size: 10.5" W x 19.5" D x 9" H (14" with shield raised)
- Weight: 52 lbs

MFG #	EZ #
EZ CODE	100504

## MATRIX S HIGH SECURITY MANUAL KEY DUPLICATOR



- Duplicates sidewinder/laser and simple dimple style keys.
- Precision, "Sure Grip" vise jaws feature replaceable clamping surfaces
- Electronic adjustment feature eliminates the guesswork; machine calibration is a snap
- Roller bearing equipped carriage design will virtually eliminate vibration when cutting keys
- Built-in light illuminates cutting area of machine
- Ergonomic design requires minimal effort to operate
- Built-in compartment for organized accessory storage
- Included cutters and cutter guides allow for duplicating a broad range of automotive keys (internal and external laser track) and various commercial dimple types.
- Expand capabilities with the optional cutters and accessories

MFG #	EZ #
MATRIX S	052038

## TRI CODE HS ELECTRONIC HIGH SECURITY CODE MACHINE



- No set-up or initial calibration required; fully equipped and ready to cut keys once you remove it from the box
- Microprocessor controlled cutting operation, utilizing a precision x-y stepper motor carriage transport mechanism
- Extensive "on-board" database contains cut specifications for dozens of sidewinder/laser style automotive key systems and also includes indirect codes for most major automotive brands using sidewinder/laser style keys
- Versatile three-position vise clamp (optional vises are not required)
- Only one cutter required to support all applications
- Simple to follow menus with easy view LCD display and generous size keypad for easy operation
- Built-in light illuminates cutting area
- Protective safety shield

MFG #	EZ #
TRI-CODE HS	087887

## UNIVERSAL II "CARD TYPE" MECHANICAL CODE MACHINE



The ultimate "Card Type" mechanical code machine for originating commercial/residential and automotive keys!

Loaded with many exclusive "performance features", the Universal II is a cut above competitive products!

- Code Cards and Cutters are interchangeable between the Ilco Universal II and competitive card type code machines
- Supplied with 2 cutters and 120 code cards, providing great versatility right out of the box
- Utilizes code cards, allowing the operator to change the machine setup quickly from one application to another, and add new applications at minimal cost
- Exclusive Easy-View code cards enhance cutting accuracy and speed Dial type depth adjustment system for precise calibration of cutting depth
- "Flapper" style key alignment gage ensures accurate, level key blank placement
- Quick rate depth and spacing drive shafts speed up the key cutting process
- Titanium Nitride coated cutters for long cutting life
- "Soft Touch" nylon deburring brush

MFG #	EZ #
UNIVERSAL II	080888

## KEY MACHINE CUTTERS & ACCESSORIES

MFG #	TYPE	MATERIAL	DIAMETER	THICKNESS	HOLE	USED FOR	EZ #
3S	Slotter	TS	2-1/2"	.040"	3/8"	DL125, 125A, 126, 126M	035663
4S	Slotter	TS	2-1/2"	.040"	1/2"	DL136, 137D, 146, 146D	035664
10MC	Milling Cutter	HSS	2-3/4"	.280"	7/8"	DL125A, 130AM, 132AM	003244
11MC	Milling Cutter	TS	2-1/4"	.290"	1/2"	024, DL144M	007013
23RF	Rotary File	CS	2-1/4"	.250"	1/2"	008, 2184CD, H2584CV, 2585DU	007297
X23MC	Milling Cutter	TNC	2-3/8"	.093"	1/2"	025, 023, 045	035667
34MC	Milling Cutter	TS	2-1/4"	.250"	1/2"	2585DU, H2584CV, 2184CD	007309
SMS45	Side Milling Slotter	HSS	2-3/8"	.045"	1/2"	026, H2584/5SMS, 2184CD, 2584CV	006270
CU50A	Milling Cutter	C	3.15"	.197"	.630"	KD50A, KD71A	035666
D301840ZZ	Nylon Brush	Tynex® Nylon	3.25"	—	7/16"	Bravo II, Bravo USA	038419
814 00 51	Nylon Brush	Nylon	3"	—	9/16"	Ilco & Old Dominion Key Machines; 044, 045, 046 & Etc	007415

HSS - HIGH SPEED STEEL TS - TUNGSTEN STEEL CS - CARBON STEEL TNC - TITANIUM NITRIDE COATED C- COBALT

COMPUTERIZED CODE MACHINES



ITL950C

**ITL950C**


- Pre-loaded with codes from major car manufacturers
- Medeco/ Emhart™ head and program included
- 600+ spaces & depths
- 99 custom tables for new spaces & depths
- Laser cut mode, half cut mode for progression
- Communication port
- One cutter does it all (except Medeco/ Emhart™)
- Repeatable accuracy of X-Y axis: +/- .002", .05mm
- Power: 120 volt AC & 12 volt DC
- Keypad: 20 key-sealed membrane
- Display: 4 lines, 16 characters per line
- Dimensions: 14"L x 11"W x 9"H, net weight: 36lbs
- Normal (cut by cut) mode
- Equipped with HSS M42 offset cutter
- Inserts for double-sided automotive keys
- Magnetic insert caddy included
- Keypad: Alpha-numeric



ITL9700A

**ITL9700A**

- Medeco® KeyMark® and Medeco® Yale® ready
- Medeco® auto rotating head
- Recirculating bearings
- 600+ spaces & depths
- 99 custom tables for new spaces & depths
- One cutter does it all (with minor exceptions)
- Typical cut rates:
  - » Standard - 15 seconds
  - » High Speed - 9 seconds, Laser - 8 seconds
  - » Bi-Axial 6 pin - 16 seconds
- Long-lasting carbide cutter included
- Power: 120 volt AC standard, 240 volt AC by special order
- Compatible with majority of commercially available software
- Repeatable accuracy of X-Y axis: +/- .00075", .02mm
- Keypad: Sealed membrane
- Dimensions: 16"L x 15"W x 12"H, net weight: 78 lbs



ITL MMX

**ITL MMX**

- Normal (cut by cut) mode, laser cut mode, half cut mode for progression
- Needs to be connected to a computer to work
- Preloaded with automotive codes
- Micro-stepping for precision
- 600+ spaces & depths
- 99 custom tables for new spaces & depths
- Updateable via USB port
- Equipped with HSS M42 offset cutter
- Plug into inverter for mobile use
- Medeco/ Emhart™ head and program
- Repeatable accuracy of X-Y axis: +/- .0015", .04mm
- Dimensions: 12"L x 11"W x 7.5"H, net weight: 36 lbs

MFG #	TYPE	EZ #
ITL950C	Mobile & Shop Use	076660
ITL9700A	Heavy Duty Shop Use	076661
ITL MMX	Mobile & Shop Use	Special Order