

# Kingston Standardized Behavioural Assessment

UPDATED

## Long Term Care Form<sup>1</sup> - KSBA<sub>LTC</sub>

Patient Name \_\_\_\_\_ Case #: \_\_\_\_\_  
Sex: M \_\_\_ F \_\_\_ Age \_\_\_\_\_ Education \_\_\_\_\_ Years of Illness \_\_\_\_\_  
Date: \_\_\_\_\_ Rater/Informant: \_\_\_\_\_  
Lives in: Facility Type \_\_\_\_\_



Please check all of the following behaviours that have occurred in the last month or are presently occurring, and that are a change from your client/patient's earlier behaviour (prior to illness). Indicate whether they apply by marking the box beside the appropriate statement. The Total Score equals number of boxes checked.

### 1 Daily Activities

- |                          |    |  |
|--------------------------|----|--|
| <input type="checkbox"/> | 1  | No longer takes part in favourite pastimes (or greatly reduced). |
| <input type="checkbox"/> | 2  | Resistant to bathing.  |
| <input type="checkbox"/> | 3  | Refuses to leave own room.                                       |
| <input type="checkbox"/> | 4  | No longer uses some common objects properly (e.g. silverware).   |
| <input type="checkbox"/> | 5  | Does not like being touched.                                     |
| <input type="checkbox"/> | 6  | Combines foods not usually eaten together.                       |
| <input type="checkbox"/> | 7  | Refuses to eat.  |
| <input type="checkbox"/> | 8  | Drools on self, clothing.  |
| <input type="checkbox"/> | 9  | Overly dependent, wants more guidance than usual.                |
| <input type="checkbox"/> | 10 | Eats other's food at meal time.                                  |
| <input type="checkbox"/> | 11 | Difficulty judging the passing of time.                          |
| <input type="checkbox"/> | 12 | Wanders aimlessly.   |
| <input type="checkbox"/> | 13 | Hides things.  |
| <input type="checkbox"/> | 14 | Hoards objects.  |
| <input type="checkbox"/> | 15 | Fails to recognize family or friends.                            |
| <input type="checkbox"/> | 16 | Incontinence of urine/faeces in clothes in daytime.              |
| <input type="checkbox"/> | 17 | Voids in non-toilet areas.                                       |
| <input type="checkbox"/> | 18 | Smears faeces.   |
| <input type="checkbox"/> | <  | <b>Total Daily Activities</b>                                    |

### 2 Attention/Concentration/Memory

- |                          |    |  |
|--------------------------|----|--|
| <input type="checkbox"/> | 19 | Can't concentrate, pay attention for long. |
| <input type="checkbox"/> | 20 | Misplaces things more than usual.          |

- |                          |    |   |
|--------------------------|----|---|
| <input type="checkbox"/> | 21 | Easily distracted by surrounding noises.    |
| <input type="checkbox"/> | 22 | Places things in inappropriate places.      |
| <input type="checkbox"/> | <  | <b>Total Attention/Concentration/Memory</b> |

### 3 Emotional Behaviour

- |                          |    |   |
|--------------------------|----|---|
| <input type="checkbox"/> | 23 | Shows little or no emotion.                                 |
| <input type="checkbox"/> | 24 | Mood changes for no apparent reason.                        |
| <input type="checkbox"/> | 25 | Expresses inappropriate emotions, either type or intensity. |
| <input type="checkbox"/> | 26 | Makes uncharacteristically pessimistic statements.          |
| <input type="checkbox"/> | 27 | Expresses suicidal feelings, threatens to hurt him/herself. |
| <input type="checkbox"/> | <  | <b>Total Emotional Behaviour</b>                            |

### 4 Aggressive Behaviour

- |                          |    |   |
|--------------------------|----|---|
| <input type="checkbox"/> | 28 | Verbally abusive at times.  |
| <input type="checkbox"/> | 29 | Uncharacteristically excitable, easy to upset; reacts catastrophically. |
| <input type="checkbox"/> | 30 | Throws things at, or pinches others.                                    |
| <input type="checkbox"/> | 31 | Attempts to hit/strike out at others.                                   |
| <input type="checkbox"/> | <  | <b>Total Aggressive Behaviour</b>                                       |

### 5 Misperceptions/Misidentifications

- |                          |    |  |
|--------------------------|----|--|
| <input type="checkbox"/> | 32 | Claims an object/possession looks similar to, but is not the real one. |
| <input type="checkbox"/> | 33 | Claims a family member looks similar but is not the true one.          |
| <input type="checkbox"/> | 34 | Thinks present dwelling is not their place of living.                  |
| <input type="checkbox"/> | 35 | Thinks people are present who aren't.                                  |
| <input type="checkbox"/> | 36 | Sees or hears things that are not there.                               |
| <input type="checkbox"/> | 37 | Talks to pictures or mirrors.  |
| <input type="checkbox"/> | <  | <b>Total Misperception Behaviour</b>                                   |

**6 Paranoid Behaviour**

- 38 Suspicious of family and staff.
- 39 Suspicious about money issues.
- 40 Accuses others of stealing his or her things.
- 41 Accuses spouse of infidelity.
- 42 Expresses suspicion around taking medication.

< **Total Paranoid Behaviour**

**7 Judgement/Insight**

- 43 Seeks constant attention.
- 44 Eats non-food items.
- 45 Grabs others nearby.
- 46 Shows increased sexual drive, interest.
- 47 Makes inappropriate sexual advances.
- 48 Accident prone, gets hurt a lot.
- 49 Unconcerned about personal safety.
- 50 Invades personal space.

< **Total Judgement/Insight**

**8 Perseveration**

- 51 Repeats same actions over and over.
- 52 Repeats same words or phrases.
- 53 Talks about same topic over and over again.
- 54 Repeatedly shouts or calls out.
- 55 Clapping/noise making.

< **Total Perseveration**

**9 Motor Restlessness**

- 56 Desire to pace or walk almost constantly.
- 57 Can't sit still, restless, fidgety.
- 58 Tries doors, windows.
- 59 Repeatedly rearranges furniture.
- 60 Bangs head deliberately.

< **Total Motor Restlessness**

**10 Sleep/Activity/Sundowning**

- 61 Falls asleep at uncharacteristic times.
- 62 Gets up and wanders or awakens frequently at night, more than usual.
- 63 Sleeps more.
- 64 Behaviour more agitated or impaired in late afternoon.

< **Total Sleep/Activity/Sundowning**

**11 Motor/Spatial Problems**

- 65 Poor coordination seen in limb/finger movements.
- 66 Slowness of movement.
- 67 Unsteadiness when walking.
- 68 Difficulty judging object sizes or how near an object is from themselves.

< **Total Motor Spatial Problems**

**12 Language Difficulties**

- 69 Substitutes some words for others.
- 70 Does not speak unless spoken to. (e.g. Does not participate in conversations.)
- 71 Often cannot find the right word.
- 72 Trouble pronouncing words.
- 73 Does not understand simple commands, explanations.
- 74 Speaks in meaningless phrases, or unintelligible language.

< **Total Language Difficulties**

**Neuropsychological (NPL) Behaviours**

**Total** (1,2,10-12)

**Neuropsychiatric (NPT) Behaviours**

**Total** (3-9)

**Total Score** (1-12) <sup>2</sup>

# KSBA<sub>LTC</sub> - BEHAVIOURAL ANALYSIS FORM

UPDATED

## SCORE ANALYSIS

## BEHAVIOUR PROFILE

Total			NPL		NPT		COMPARISON SCALE													
Total Score	Cumulative Percent	Score Description	NPL Score	Score Description	NPT Score	Cumulative Percent	Score Description	1	2	3	4	5	6	7	8	9	10	11	12	
74		VERY HIGH	36		38		VERY HIGH	10	18	4	5	4	6	5	8	5	5	4	4	6
70		VERY HIGH						9.5	17											
65		VERY HIGH			37			9	16											
60		VERY HIGH	35		36		VERY HIGH	8.5	15			5								5
55		VERY HIGH	34		35			8	14	4				7						
50		VERY HIGH	33		34			7.5	13	3		3		6						
46	99	HIGH	32		33			7	12											4
42	98	HIGH	31		32			6.5	11				4							
38	96	HIGH	30		31			6	10		3		3	5						
34	93	HIGH	29		30			5.5	9		3			3	3					
30	88	HIGH	28		29			5	8	2		2	3	4						3
29	84	HIGH	27		28			4.5	7											
28	83	HIGH	25	99	27			4	6		2		2	2						
27	80	HIGH	25	98	26			3.5	5					3						
26	77	HIGH	24	98	25			3	4					2						
25	75	HIGH	23	98	24	99		2.5	3											
24	73	HIGH	22	98	23	98		2	2											
23	68	MEDIUM	21	97	22	98		1.5	1											
22	63	MEDIUM	20	94	21	98		1												
21	59	MEDIUM	19	90	20	97		0.5												
20	52	MEDIUM	18	85	19	96														
19	46	MEDIUM	17	82	18	96														
18	42	MEDIUM	16	78	17	95														
17	36	MEDIUM	15	70	16	94														
16	32	MEDIUM	14	66	15	93														
15	30	MEDIUM	13	62	14	90														
14	27	MEDIUM	12	55	13	86														
13	23	MEDIUM	11	47	12	83														
12	19	MEDIUM	10	39	11	76														
11	16	MEDIUM	9	33	10	68														
10	13	LOW*	8	26	9	64														
9	10	LOW*	7	19	8	53														
8	8	LOW*	6	14	7	47														
7	7	LOW*	5	11	6	38														
6	6	LOW*	4	7	5	36														
5	5	LOW*	3	6	4	29														
4	3	LOW*	2	4	3	15														
3	2	LOW*	1	3	2	11														
2	1	LOW*	0	2	1	6														
1	0	LOW*	0	1	0	3														
0	0	LOW*	0	0	0	0														

For an analysis of Total, NPL & NPT scores, and/or to produce a Behaviour Profile, see the Behavioural Analysis Procedures Guide on the next page (page 4).


\* Low in this case does not necessarily mean unimportant.


\*\* Scores in this range may represent random error, and may not be clinically relevant.


# KSBA<sub>LTC</sub> - Behavioural Analysis Procedures Guide


## TOTAL SCORE ANALYSIS

## BEHAVIOUR PROFILE

**STEP 1 (Scores)**  
  
 FOR A **TOTAL SCORE ANALYSIS**, CIRCLE THE SUM OF ITEMS SCORED FOR THE **TOTAL SCORE PLUS NPL & NPT TOTALS** (from Page 2) IN THE 3 SCORE COLUMNS ("TOTAL SCORE ANALYSIS").

**STEP 2 (Cumulative Percent)**  
  
 PERCENTAGE OF SCORES AT OR BELOW THAT SCORE.

**STEP 3 (Descriptions)**  
  
 READ THE SCORE DESCRIPTIONS FOR THE **TOTAL, NPL & NPT** SCORES IN THE 3 COLUMNS TO THE RIGHT OF THE CUMULATIVE PERCENT COLUMNS

**STEP 4 (Profile)**  
  
 TO CREATE A **BEHAVIOURAL PROFILE** CIRCLE THE SUM OF THE ITEMS SCORED FOR EACH BEHAVIOURAL GROUP (DOMAINS) IN THE "BEHAVIOUR PROFILE" COLUMNS (RIGHT SIDE OF PAGE 3) CONNECT THE CIRCLES, IF DESIRED.

Total	NPL		NPT		COMPARISON SCALE	BEHAVIOUR PROFILE													
	Cumulative Percent	Score Description	Cumulative Percent	Score Description		1	2	3	4	5	6	7	8	9	10	11	12		
74	99	VERY HIGH	36	VERY HIGH	38	VERY HIGH	10	18	4	5	4	6	5	8	5	5	4	4	6
70	98	VERY HIGH	35	VERY HIGH	37	VERY HIGH	9.5	17											
65	96	VERY HIGH	34	VERY HIGH	36	VERY HIGH	9	16					7						
60	93	VERY HIGH	33	VERY HIGH	35	VERY HIGH	8.5	15			5								
55	91	VERY HIGH	32	VERY HIGH	34	VERY HIGH	8	14		4									
50	88	VERY HIGH	31	VERY HIGH	33	VERY HIGH	7.5	13	3		3						3	3	
46	84	VERY HIGH	30	VERY HIGH	32	VERY HIGH	7	12											
42	83	VERY HIGH	29	VERY HIGH	31	VERY HIGH	6.5	11											
38	81	VERY HIGH	28	VERY HIGH	30	VERY HIGH	6	10		3									
34	77	VERY HIGH	27	VERY HIGH	29	VERY HIGH	5.5	9											
30	75	VERY HIGH	26	VERY HIGH	28	VERY HIGH	5	8	2										
29	73	VERY HIGH	25	VERY HIGH	27	VERY HIGH	4.5	7											
28	71	VERY HIGH	24	VERY HIGH	26	VERY HIGH	4	6		2									
26	68	VERY HIGH	23	VERY HIGH	25	VERY HIGH	3.5	5											
25	66	VERY HIGH	22	VERY HIGH	24	VERY HIGH	3	4											
24	63	VERY HIGH	21	VERY HIGH	23	VERY HIGH	2.5	3		1									
23	61	VERY HIGH	20	VERY HIGH	22	VERY HIGH	2	2											
22	59	VERY HIGH	19	VERY HIGH	21	VERY HIGH	1.5	1											
21	57	VERY HIGH	18	VERY HIGH	20	VERY HIGH	1	0											
20	55	VERY HIGH	17	VERY HIGH	19	VERY HIGH	0.5	0											
19	53	VERY HIGH	16	VERY HIGH	18	VERY HIGH	0	0											
18	51	VERY HIGH	15	VERY HIGH	17	VERY HIGH	0	0											
17	49	VERY HIGH	14	VERY HIGH	16	VERY HIGH	0	0											
16	47	VERY HIGH	13	VERY HIGH	15	VERY HIGH	0	0											
15	45	VERY HIGH	12	VERY HIGH	14	VERY HIGH	0	0											
14	43	VERY HIGH	11	VERY HIGH	13	VERY HIGH	0	0											
13	41	VERY HIGH	10	VERY HIGH	12	VERY HIGH	0	0											
12	39	VERY HIGH	9	VERY HIGH	11	VERY HIGH	0	0											
11	37	VERY HIGH	8	VERY HIGH	10	VERY HIGH	0	0											
10	35	VERY HIGH	7	VERY HIGH	9	VERY HIGH	0	0											
9	33	VERY HIGH	6	VERY HIGH	8	VERY HIGH	0	0											
8	31	VERY HIGH	5	VERY HIGH	7	VERY HIGH	0	0											
7	29	VERY HIGH	4	VERY HIGH	6	VERY HIGH	0	0											
6	27	VERY HIGH	3	VERY HIGH	5	VERY HIGH	0	0											
5	25	VERY HIGH	2	VERY HIGH	4	VERY HIGH	0	0											
4	23	VERY HIGH	1	VERY HIGH	3	VERY HIGH	0	0											
3	21	VERY HIGH	0	VERY HIGH	2	VERY HIGH	0	0											
2	19	VERY HIGH	0	VERY HIGH	1	VERY HIGH	0	0											
1	17	VERY HIGH	0	VERY HIGH	0	VERY HIGH	0	0											
0	15	VERY HIGH	0	VERY HIGH	0	VERY HIGH	0	0											

- 1 - For community dwelling individuals use the **UPDATED Community Form [KSBA(comm)]**.
- 2 - For explanations and samples as to how to use this form see **KSBA Administration and Interpretation Manual**, which can be downloaded free of charge from [www.kingstonscales.org](http://www.kingstonscales.org) or email: [kscales@queensu.ca](mailto:kscales@queensu.ca)