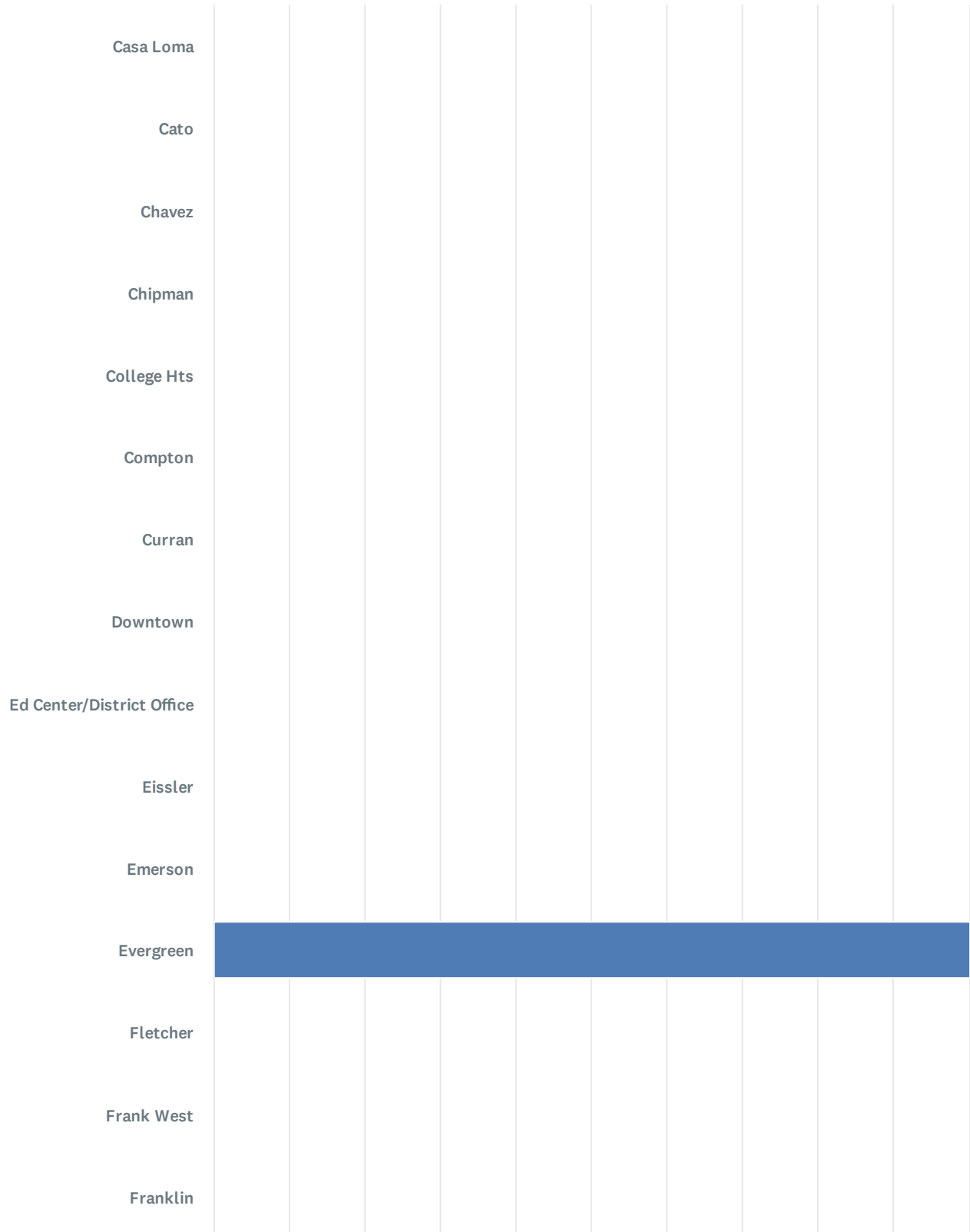
























# Q1 School Site (If you work at multiple sites, choose your home site OR complete a survey for each site at which you spend significant time.)























Answered: 14 Skipped: 0



2025-2026 BETA Administration/Site Climate Survey

Answer Choices	Percentage	Responses
 Casa Loma	0%	0
 Cato	0%	0
 Chavez	0%	0
 Chipman	0%	0
 College Hts	0%	0
 Compton	0%	0
 Curran	0%	0
 Downtown	0%	0
 Ed Center/District Office	0%	0
 Eissler	0%	0
 Emerson	0%	0
 Evergreen	100.00%	14
 Fletcher	0%	0
 Frank West	0%	0
 Franklin	0%	0
 Fremont	0%	0
 Garza	0%	0
 Harding	0%	0
 Harris	0%	0
 Horace Mann	0%	0
 Hort	0%	0
 Jefferson	0%	0
<b>Total</b>		<b>14</b>

2025-2026 BETA Administration/Site Climate Survey

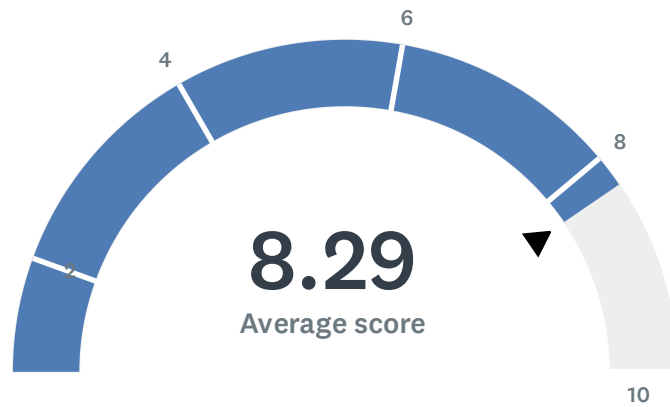
Answer Choices	Percentage	Responses
 Lincoln Jr. High	0%	0
 Longfellow	0%	0
 McKinley	0%	0
 MLK	0%	0
 Mt.Vernon	0%	0
 Munsey	0%	0
 Nichols	0%	0
 Noble	0%	0
 Owens Elementary	0%	0
 Pauly	0%	0
 Pioneer	0%	0
 Rafer Johnson	0%	0
 Roosevelt	0%	0
 School Nurse	0%	0
 Sequoia	0%	0
 Sierra	0%	0
 Stella Hills	0%	0
 Stiern	0%	0
 Thorner	0%	0
 VAPA	0%	0
 Voorhies	0%	0
 Washington	0%	0
<b>Total</b>		<b>14</b>

2025-2026 BETA Administration/Site Climate Survey

Answer Choices	Percentage	Responses
 Wayside	0%	0
 William Penn	0%	0
 Williams	0%	0
 Other (please specify) <a href="#">Show responses</a>	0%	0
<b>Total</b>		<b>14</b>

## Q2 Site administration is sensitive to the needs of students, staff, and the community.

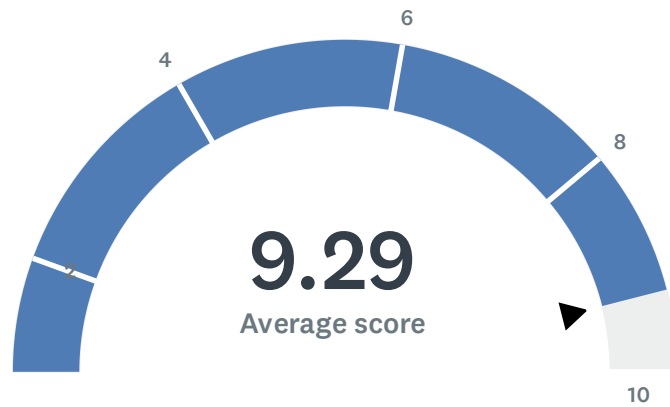
Answered: 14 Skipped: 0



Basic statistics <span style="float: right;">(i)</span>				
Minimum	Maximum	Median	Mean	Standard Deviation
3.00	10.00	9.00	8.29	1.87

### Q3 Site administration treats staff with respect; you feel like a valued member of a team.

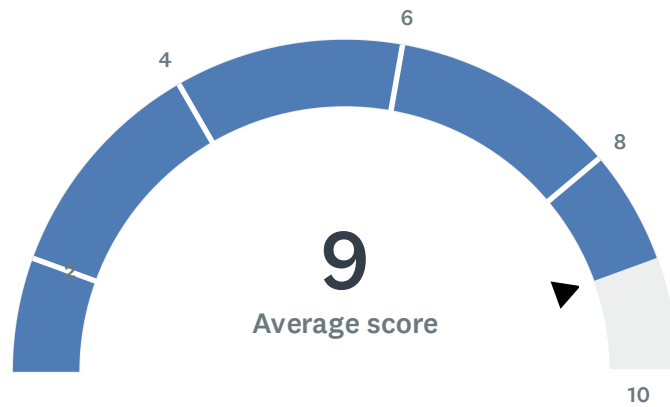
Answered: 14 Skipped: 0



Basic statistics <span style="float: right;">(i)</span>				
Minimum	Maximum	Median	Mean	Standard Deviation
6.00	10.00	10.00	9.29	1.22

## Q4 Site administration conducts classroom visits in the least disruptive manner and leaves timely feedback (within 48 hours).

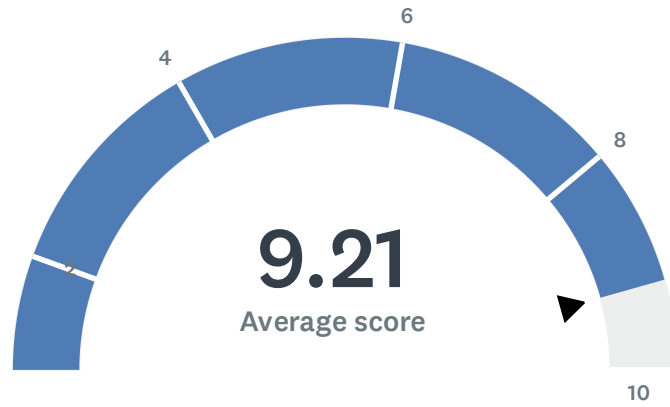
Answered: 14 Skipped: 0



Basic statistics <span style="float: right;">(i)</span>				
Minimum	Maximum	Median	Mean	Standard Deviation
6.00	10.00	10.00	9.00	1.36

## Q5 Site administration follows the contract and respects personal rights.

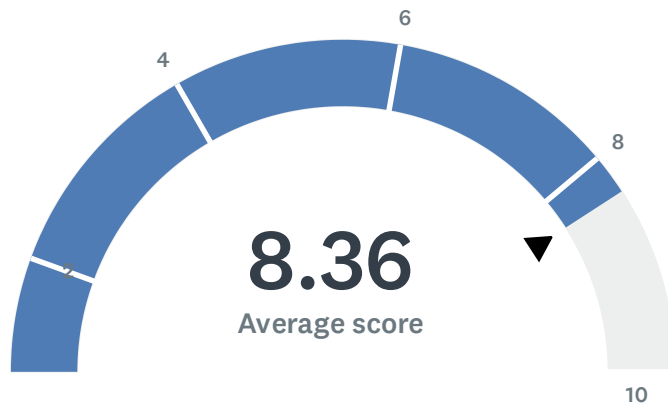
Answered: 14 Skipped: 0



Basic statistics <span style="float: right;">(i)</span>				
Minimum	Maximum	Median	Mean	Standard Deviation
5.00	10.00	10.00	9.21	1.32

## Q6 Administration utilizes staff according to their job description (ie. Coaches, APL's, Specialists & Staff).

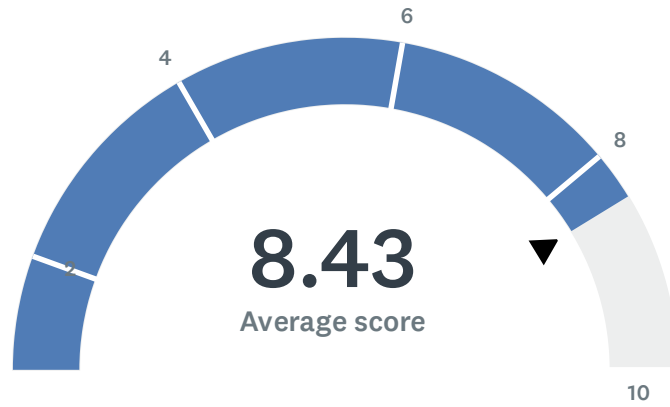
Answered: 14 Skipped: 0



Basic statistics <span style="float: right;">(i)</span>				
Minimum	Maximum	Median	Mean	Standard Deviation
1.00	10.00	9.00	8.36	2.55

## Q7 Administration maintains open communication with staff, parents, and students.

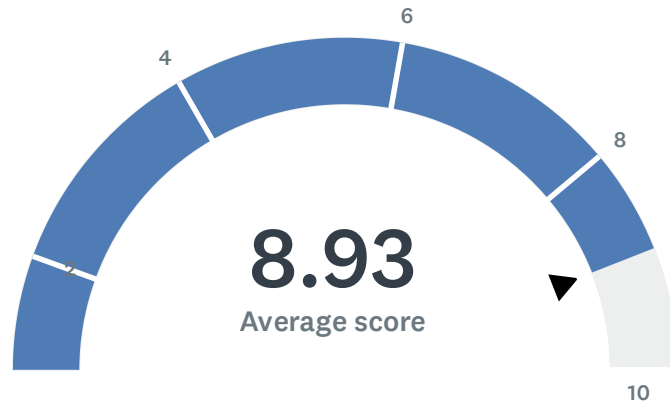
Answered: 14 Skipped: 0



Basic statistics <span style="float: right;">(i)</span>				
Minimum	Maximum	Median	Mean	Standard Deviation
1.00	10.00	10.00	8.43	2.47

## Q8 Administration supports staff against attacks and criticism from parents.

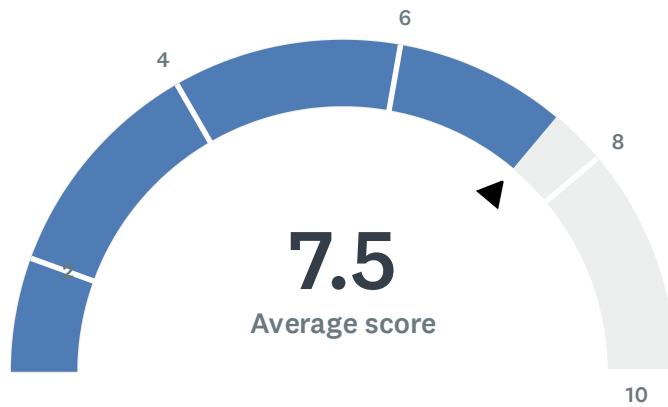
Answered: 14 Skipped: 0



Basic statistics <span style="float: right;">(i)</span>				
Minimum	Maximum	Median	Mean	Standard Deviation
5.00	10.00	10.00	8.93	1.71

## Q9 Site administration treats all teachers equally; there is no preferential treatment.

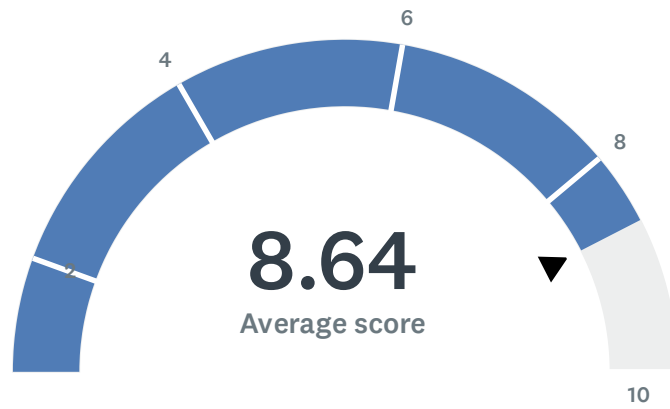
Answered: 14 Skipped: 0



Basic statistics <span style="float: right;">(i)</span>				
Minimum	Maximum	Median	Mean	Standard Deviation
1.00	10.00	8.00	7.50	2.77

## Q10 Site administration has been supportive and minimizes additional stress.

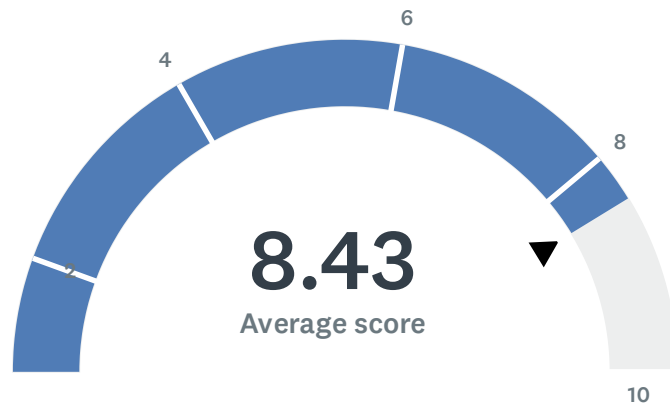
Answered: 14 Skipped: 0



Basic statistics <span style="float: right;">(i)</span>				
Minimum	Maximum	Median	Mean	Standard Deviation
5.00	10.00	9.00	8.64	1.67

## Q11 Administration communicates expectations and information in an effective and timely manner.

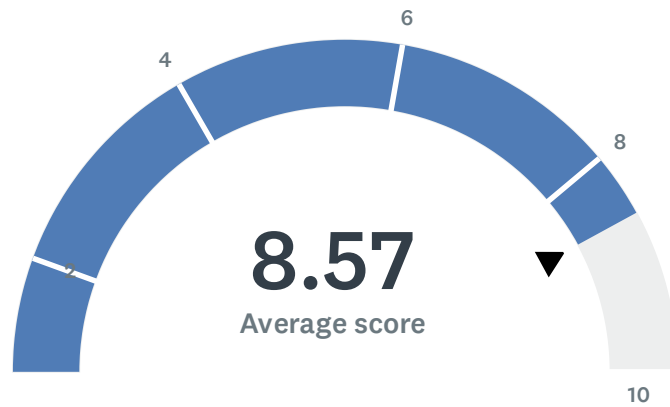
Answered: 14 Skipped: 0



Basic statistics <span style="float: right;">(i)</span>				
Minimum	Maximum	Median	Mean	Standard Deviation
5.00	10.00	9.50	8.43	1.95

## Q12 Your site administration ensures positive working conditions at your worksite.

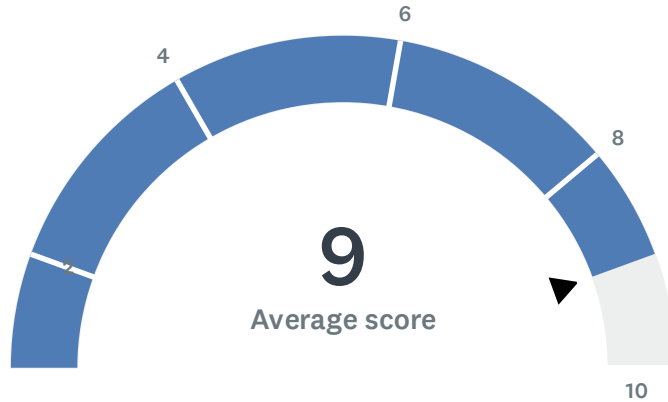
Answered: 14 Skipped: 0



Basic statistics <span style="float: right;">(i)</span>				
Minimum	Maximum	Median	Mean	Standard Deviation
1.00	10.00	10.00	8.57	2.44

### Q13 Site administration is thoughtful/smart when calling "Inclement Weather" (rainy day, extreme temperatures, too windy, air quality, etc.) schedule.

Answered: 14 Skipped: 0



Basic statistics <span style="float: right;">(i)</span>				
Minimum	Maximum	Median	Mean	Standard Deviation
1.00	10.00	10.00	9.00	2.33

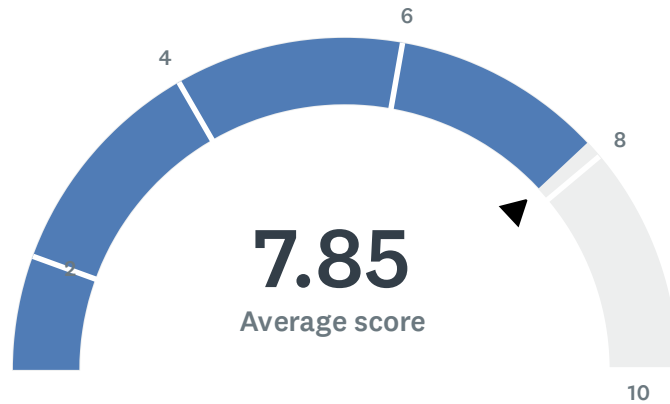
## Q14 Do you have any comments, thoughts, or concerns about site administration?

Answered: 6 Skipped: 8

#	RESPONSES
1	Our administration always makes me feel supported. I feel heard and respected in my position.
2	n/a
3	While his approachable leadership has fostered a strong and positive culture, there is an opportunity to further strengthen the organization by applying more consistent accountability for staff performance. I have worked with many principals across a range of settings, and I rate Mr. Brannen very highly.
4	Appreciate how admin works with staff when emergencies occur, both personal and professional.
5	Best principal in the district.
6	I love working at my school site, My admin are great.

## Q15 Site staff is involved in setting school policies and budgetary priorities.

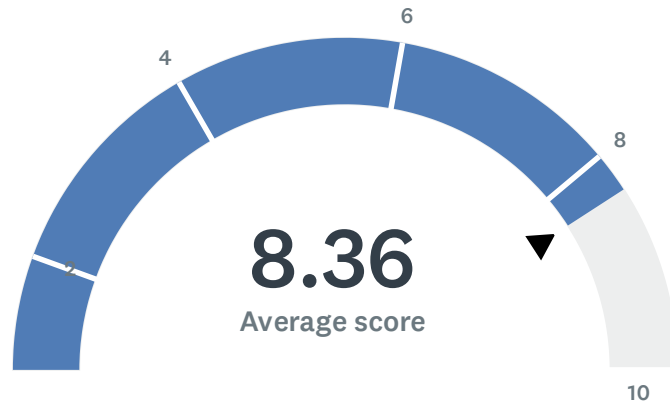
Answered: 13 Skipped: 1



Basic statistics <span style="float: right;">ⓘ</span>				
Minimum	Maximum	Median	Mean	Standard Deviation
1.00	10.00	9.00	7.85	2.38

## Q16 Site meetings are productive and not excessive.

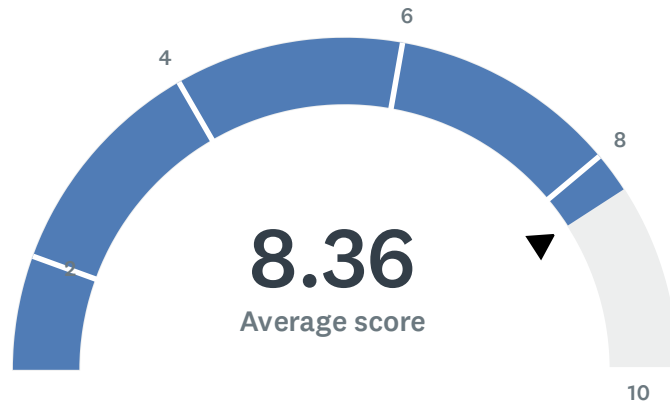
Answered: 14 Skipped: 0



Basic statistics <span style="float: right;">ⓘ</span>				
Minimum	Maximum	Median	Mean	Standard Deviation
1.00	10.00	9.00	8.36	2.52

## Q17 Meetings, 504s, and/or IEPs scheduled outside of contractually guaranteed planning/preparation time?

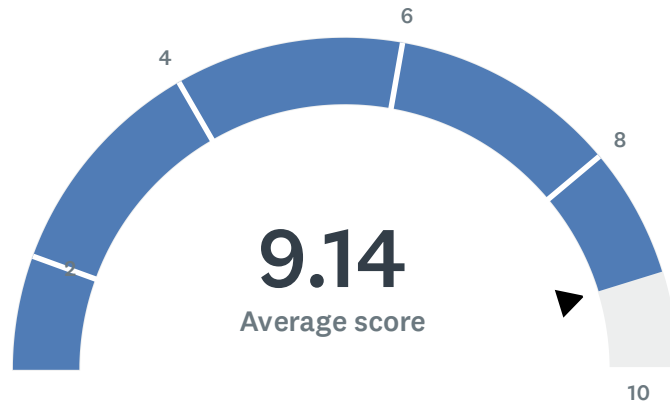
Answered: 14 Skipped: 0



Basic statistics <span style="float: right;">(i)</span>				
Minimum	Maximum	Median	Mean	Standard Deviation
1.00	10.00	9.00	8.36	2.44

## Q18 My site receives daily, consecutive, uninterrupted planning/preparation time. (30 minutes / 40 minutes)

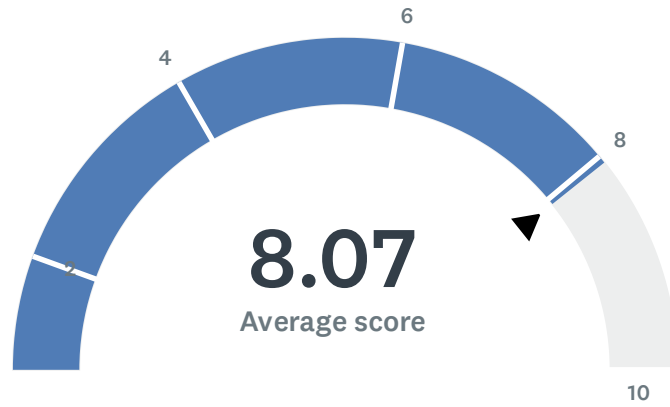
Answered: 14 Skipped: 0



Basic statistics <span style="float: right;">(i)</span>				
Minimum	Maximum	Median	Mean	Standard Deviation
7.00	10.00	10.00	9.14	1.12

## Q19 Staff is given time (on duty) to input district-required data (i.e., Benchmarks, Dibels, CFAs, Report Cards, etc.).

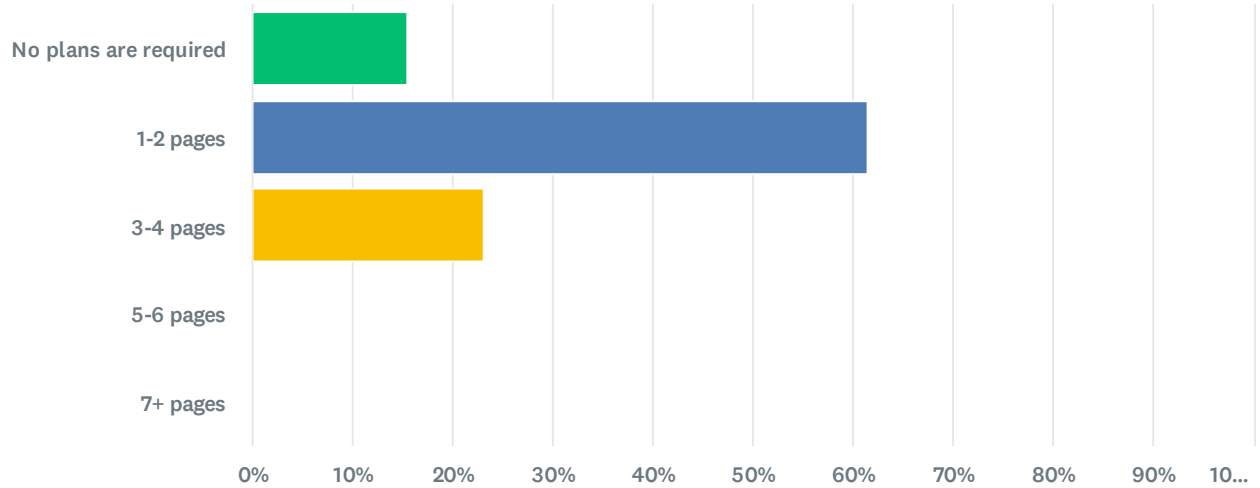
Answered: 14 Skipped: 0



Basic statistics <span style="float: right;">(i)</span>				
Minimum	Maximum	Median	Mean	Standard Deviation
1.00	10.00	9.00	8.07	2.60

## Q20 Teachers are required to submit complete, but not excessively lengthy lesson plans.

Answered: 13 Skipped: 1



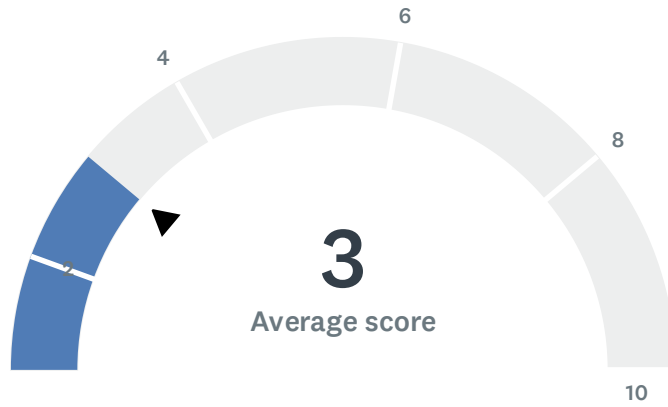
Answer Choices	Percentage	Responses
<span style="color: green;">●</span> No plans are required	15.38%	2
<span style="color: blue;">●</span> 1-2 pages	61.54%	8
<span style="color: yellow;">●</span> 3-4 pages	23.08%	3
<span style="color: teal;">●</span> 5-6 pages	0%	0
<span style="color: orange;">●</span> 7+ pages	0%	0
<a href="#">Show comments</a>		
<b>Total</b>		<b>13</b>

2025-2026 BETA Administration/Site Climate Survey

#	COMMENT	
1	Grade level plans	
2	I have had a few IEPs scheduled during my 30 minutes of prep time in the morning prior to school beginning. When it has been brought up it is explained that there are so many 504s/IEPs that there is not other time to schedule it.	
3	He trusts us to do our jobs and values collaborative discussion of weekly lesson plans in PLCs, which I appreciate as it gives teachers meaningful flexibility.	
4	I	

## Q21 Staff (teachers and/or coaches) have recess duty.

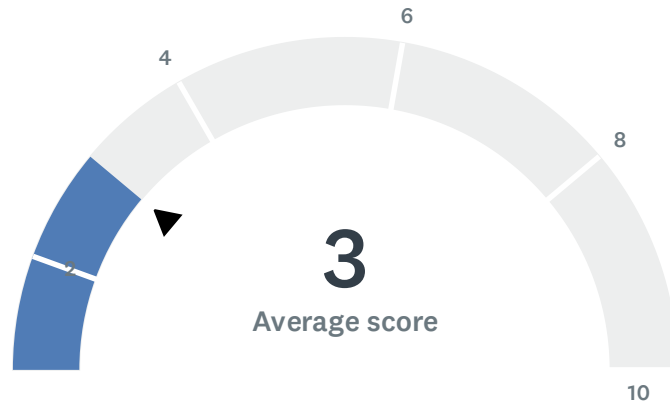
Answered: 8 Skipped: 6



Basic statistics <span style="float: right;">ⓘ</span>				
Minimum	Maximum	Median	Mean	Standard Deviation
1.00	9.00	2.00	3.00	2.65

## Q22 Staff (teachers and/or coaches) have bus (arrival/dismissal) duty.

Answered: 8 Skipped: 6



Basic statistics <span style="float: right;">ⓘ</span>				
Minimum	Maximum	Median	Mean	Standard Deviation
1.00	9.00	2.00	3.00	2.65

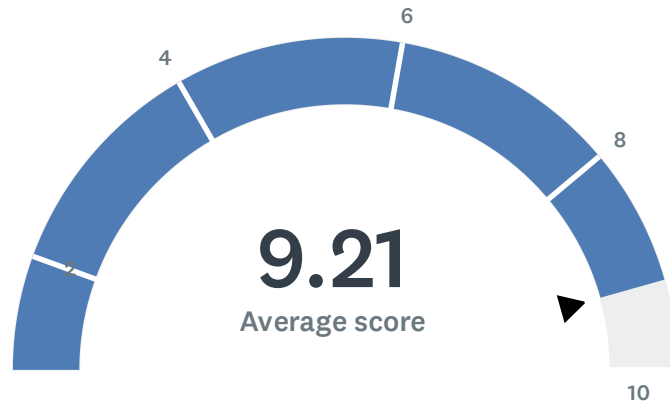
## Q23 Do you have any comments, thoughts, or concerns about site operations, duties, and responsibilities?

Answered: 7 Skipped: 7

#	RESPONSES
1	Coaches have lunch duty
2	Very thankful to not have to perform lunch, recess or arrival/dismissal duty. These duties are performed by our CPALS, VP and principal.
3	n/a
4	Mr. Brannen demonstrates a strong understanding of teachers' workloads and is sensitive to the time required to prepare effective lessons.
5	I did not know how to answer #21 and #22 Teachers/coaches do not have recess or bus duty.
6	It is greatly appreciated that teachers do not have to do any yard duty.
7	Principal values teachers and creates a supportive atmosphere.

## Q24 Staff and students feel safe.

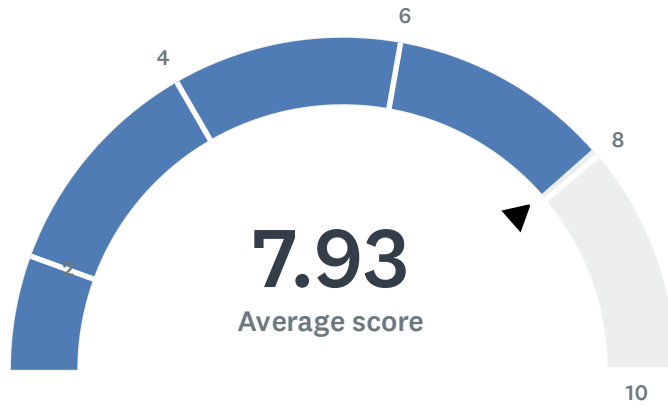
Answered: 14 Skipped: 0



Basic statistics <span>ⓘ</span>				
Minimum	Maximum	Median	Mean	Standard Deviation
5.00	10.00	10.00	9.21	1.32

## Q25 Administration has been helpful and supportive regarding student discipline.

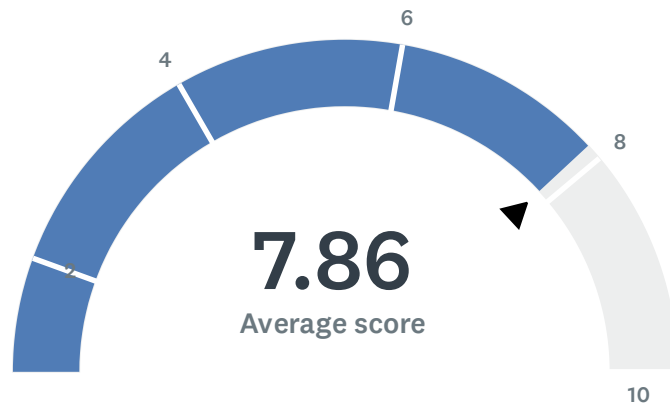
Answered: 14 Skipped: 0



Basic statistics <span style="float: right;">(i)</span>				
Minimum	Maximum	Median	Mean	Standard Deviation
1.00	10.00	8.50	7.93	2.31

## Q26 Teachers have been given or trained to use effective tools to improve behavior.

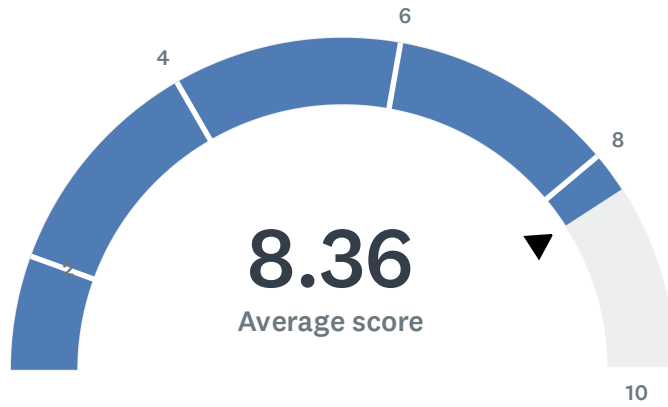
Answered: 14 Skipped: 0



Basic statistics <span style="float: right;">(i)</span>				
Minimum	Maximum	Median	Mean	Standard Deviation
1.00	10.00	8.00	7.86	2.36

## Q27 Administration supports classroom discipline procedures and follows District discipline guidelines.

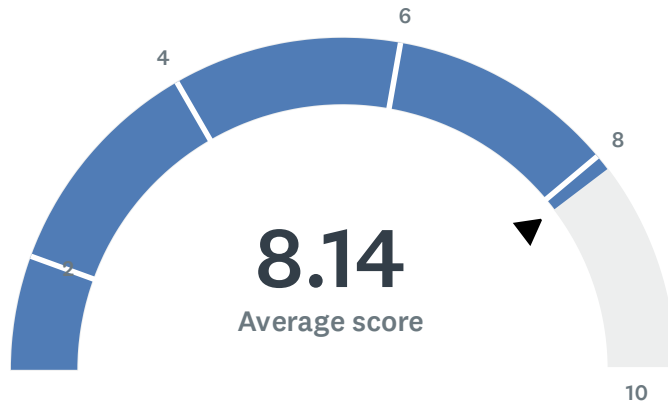
Answered: 14 Skipped: 0



Basic statistics <span style="float: right;">(i)</span>				
Minimum	Maximum	Median	Mean	Standard Deviation
1.00	10.00	9.00	8.36	2.26

## Q28 When ODRs (office disciplinary referrals) are written, the teacher's word is valued and trusted.

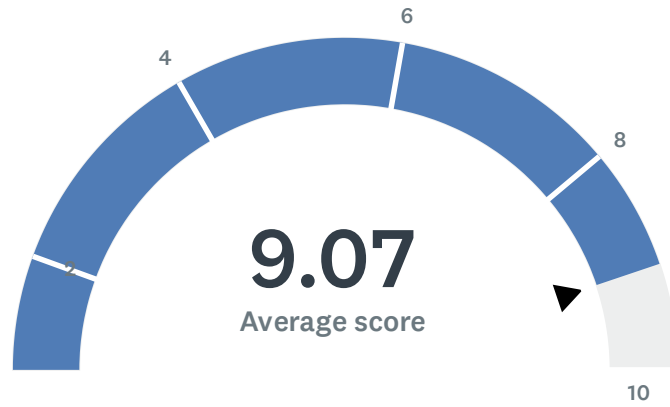
Answered: 14 Skipped: 0



Basic statistics <span style="float: right;">(i)</span>				
Minimum	Maximum	Median	Mean	Standard Deviation
1.00	10.00	8.50	8.14	2.26

## Q29 My site has a positive atmosphere.

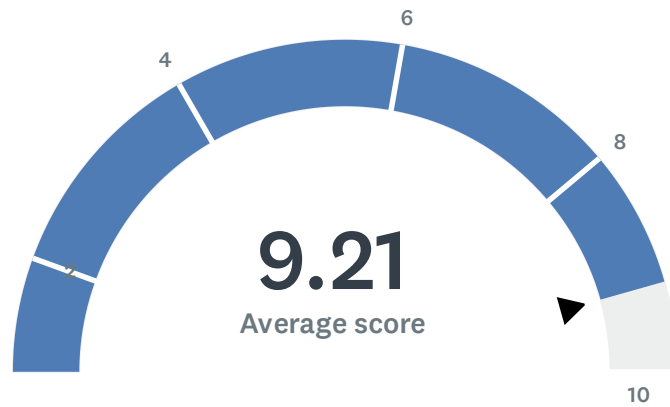
Answered: 14 Skipped: 0



Basic statistics <span>ⓘ</span>				
Minimum	Maximum	Median	Mean	Standard Deviation
5.00	10.00	10.00	9.07	1.79

## Q30 I would recommend my site to other employees and prospective teachers.

Answered: 14 Skipped: 0



Basic statistics <span style="float: right;">(i)</span>				
Minimum	Maximum	Median	Mean	Standard Deviation
5.00	10.00	10.00	9.21	1.47

## Q31 Do you have any final comments, thoughts, or concerns about PBIS, Discipline, and/or Site Atmosphere?

Answered: 6 Skipped: 8

#	RESPONSES
1	Site atmosphere is great, teachers all have a great working relationship with each other. There have been some frustrations with PBIS and discipline with repeat offenders (students that have struggled with behaviors for YEARS still being on only CICO and received additional strategies from) However other than that it has been fine. Admin are quick to help and support when students are struggling with behavior
2	n/a
3	PBIS is a district initiative, and he implements it in alignment with district expectations.
4	I do not feel like our atmosphere is fun. Everyone does their job, but does not do anything extra to make it a better atmosphere. There is no interaction between teachers and I don't feel like we work together as a team of teachers/staff and admin. to make this a positive place to work.
5	I understand admin's hands are tied with discipline options, however, there needs to be consequences for students who refuse to adhere to the district's discipline code.
6	Very supportive to teachers supports classroom behavior issues.

## Q32 Do you have any overall comments about your site and/or its administration?

Answered: 6 Skipped: 8

#	RESPONSES
1	I am at home at my school.
2	I am very thankful to work at Evergreen. Every school has its highs and lows to consider but this is one site where the highs outweigh the lows by a landslide.
3	n/a
4	I have worked at schools where large numbers of both certificated and classified staff left due to ineffective administration. At Evergreen, staff retention is strong, and few people want to leave, which speaks volumes about his leadership. Many teachers who have come to Evergreen are very happy with the principal.
5	I feel my admin. is fare to all, but does not encourage teachers to participate in extra things that are happening on campus
6	Mr.Brannen for all of his staff and students. He supports BCSD values and visions and does a wonderful time including teachers in the school.Always has an open door policy and has empathy for all of the school. Top tier principal and a real asset to all of BCSD.