

TENSIONING SOLUTIONS Inc.

"Your simple and low-cost banner Stretching System"

Newsletter - December 10, 2015


IN THIS ISSUE:

- [TS23 - Large Stretched Banners](#)
- [TS32 - Parking Signs](#)
- [TS44 - Building Frames](#)

100s of Applications...



Realized With A Handful of Extrusions...!



KEEPING IN TOUCH...

Phone: (800) 436-8242

 Gallery

Web: www.tensols.com

 [Send us an Email](mailto:info@tensols.com)

[Subscribe To Our Newsletter](#)



All our aluminum and PVC extrusions are 100% recyclable.

Welcome to Our 2017 Newsletter

We wish you a Prosperous Year 2017!

Let's Have a Retrospective Look at some of our Clients' Remarkable Projects during the Year 2016

Our customers are using many of the different capabilities of our extrusions and Banner Stretching System to realize some very interesting projects.

TS23 - Rink Sign (68' x 44')



This 2,992 square foot stretched banner, was installed by OAI Corp at the entrance of the St Petersburg rink, home of the Lightnings.



Our entire aluminum and PVC extrusion product line is designed and manufactured in the USA.

How does it work?

Have a look to our video...



Ask For A Free Quote

TS23 - Updating Light Boxes Flexfaces



This light box refacing (20' x 4') project was realized by Vital Sign Oklahoma (www.vitalsignsok.com).

TS23 - Ideal for Trucks & Fleets



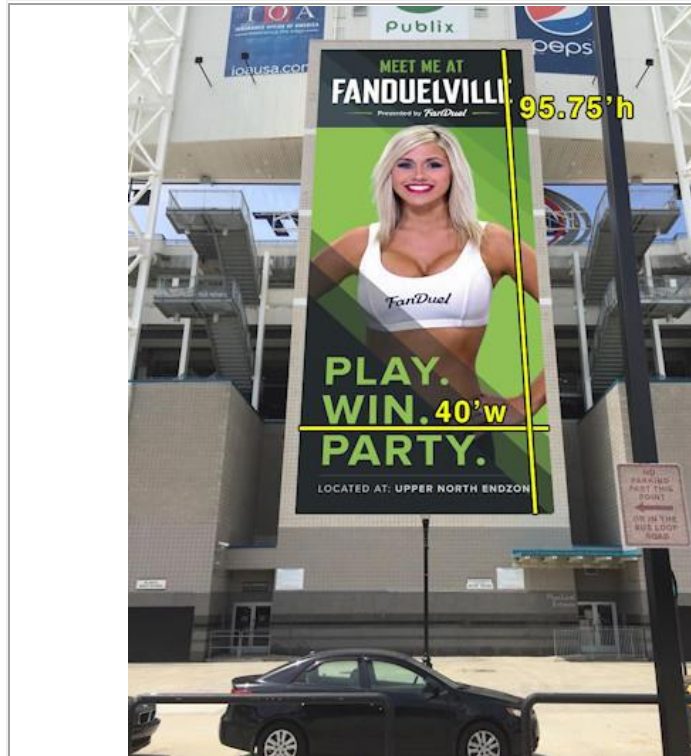
This box truck installation was realized by Artisan Colour (www.artisancolour.com). With a perfect stretch of the printed vinyl, hiding rivets, bars, etc. and allowing an easy graphic change.

TS32 - Parking Signs



These eleven frames installed by AGS Info (www.agsinfo.com) easily allow stretching printed vinyl that can be rapidly changed at the lowest cost.

TS44 - Stadium Banners



95.75' x 40' banner graphic installed and stretched at the Jacksonville Jaguars Stadium! Nicely done by www.adgraphics.us

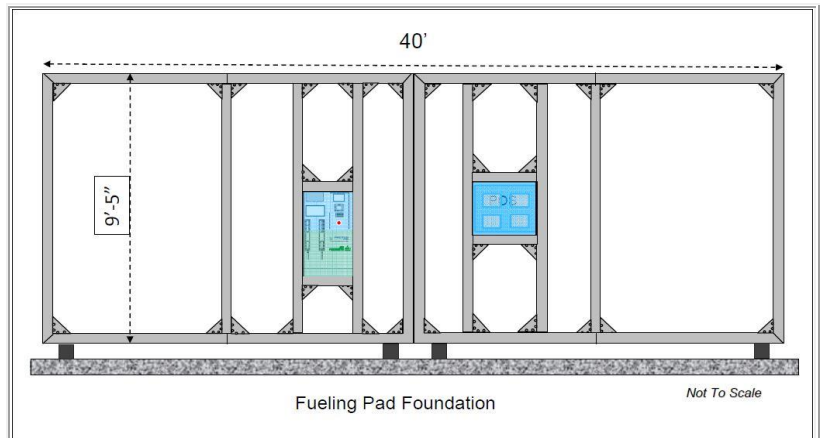
TS44 - Facade Project

This project was managed by Signs By Tomorrow of Wallingford (wallingford@signsbytomorrow.com). The hydrogen pump facade is roughly 40' W x 9.5' H. The project consisted of designing, fabricating and installing a rigid facade with two windows and stretching the printed vinyl on it.

The facade had to have two openings for accessing the equipment. The TS44 was chosen and a first sketch was realized.




Once installed (Installation realized by (epicolorspace.com)). We can see that the two openings did not impact the vinyl banner impeccable stretching.



Here is the sketch with the two windows. The extrusion of choice was the TS44. Each corner is reinforced with a 4" steel corner brace.

[Top of Page](#)

Extrusions Product Line



Fabricated frames using our extrusions can be fixed on different types of walls (Cement, Concrete, Stucco, Bricks, Fluted walls, pylons, walls with gaps...)

- And are able to stretching diverse Banner materials: Vinyl, Canvas, Fabrics, Poplin, Polyesters...
- Our specific design allows the graphic to be rapidly removed and replaced by new ones.

Ask For A Free Quote



TENSIONING SOLUTIONS

Tensioning Solutions Inc.

EASY TO INSTALL FOR ANY FRAME SHAPES AND SIZES,