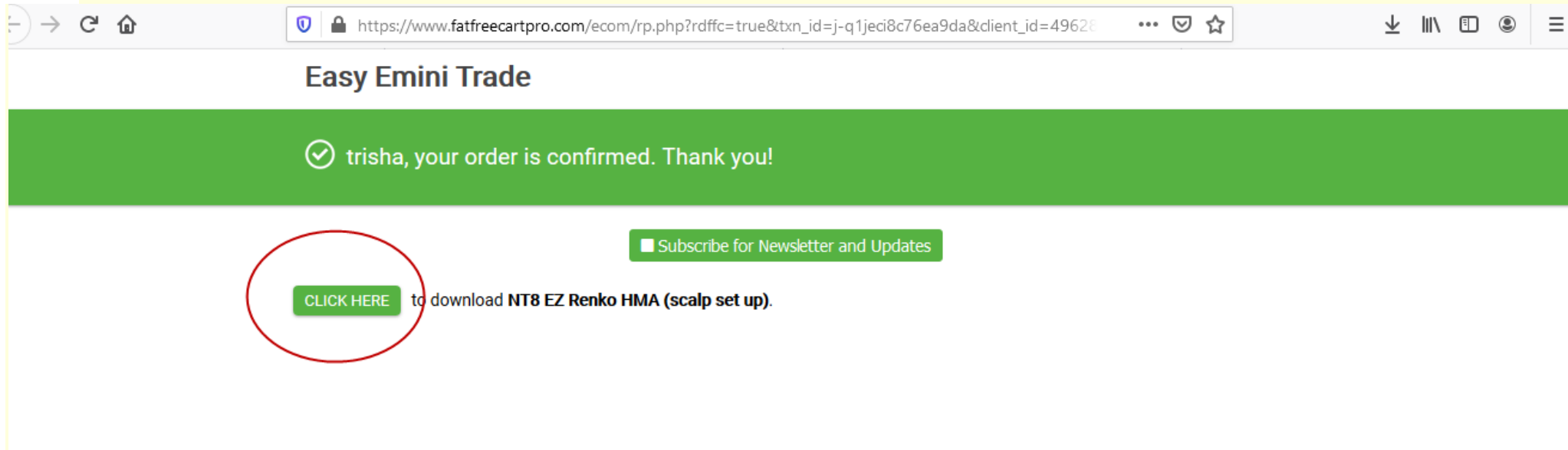


## Gordon's NT8 EZ Renko HMA

This Video will walk you through downloading and setting up your charts. <https://youtu.be/R9wwdhCx0MM>

The indicator zip file will be accessed from your download link after checkout and you will receive an email as well with your download link. The zip file you download (save it somewhere you can easily access such as your desktop **DO NOT OPEN THE ZIP FILE**)

- Once you purchase the indicator you will be directed to a download page where you can download the zip file and you will also receive an email with the download link (screenshot below). The link will only be good for 2 days so please be sure to download it and save to your computer ASAP.



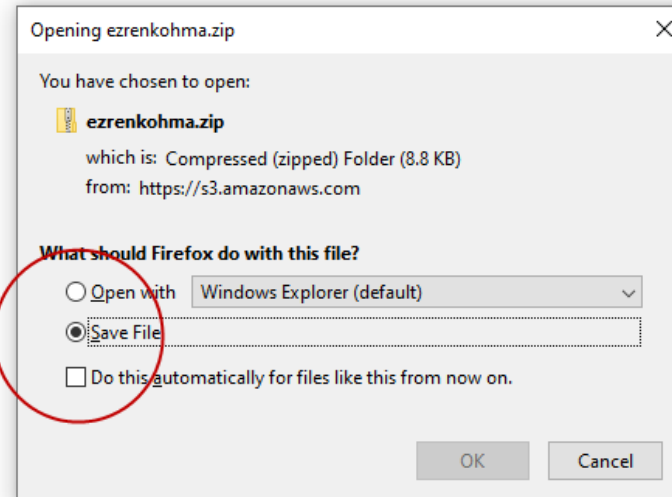
Once you click on your link to download a window like this (ABOVE) will open, you will click on the Click here to download Gordon's EZ Renko HMA. Once you do you will get a dialog box open asking you to save or open the file Choose **Save** File somewhere you can easily locate it.

## Easy Emini Trade

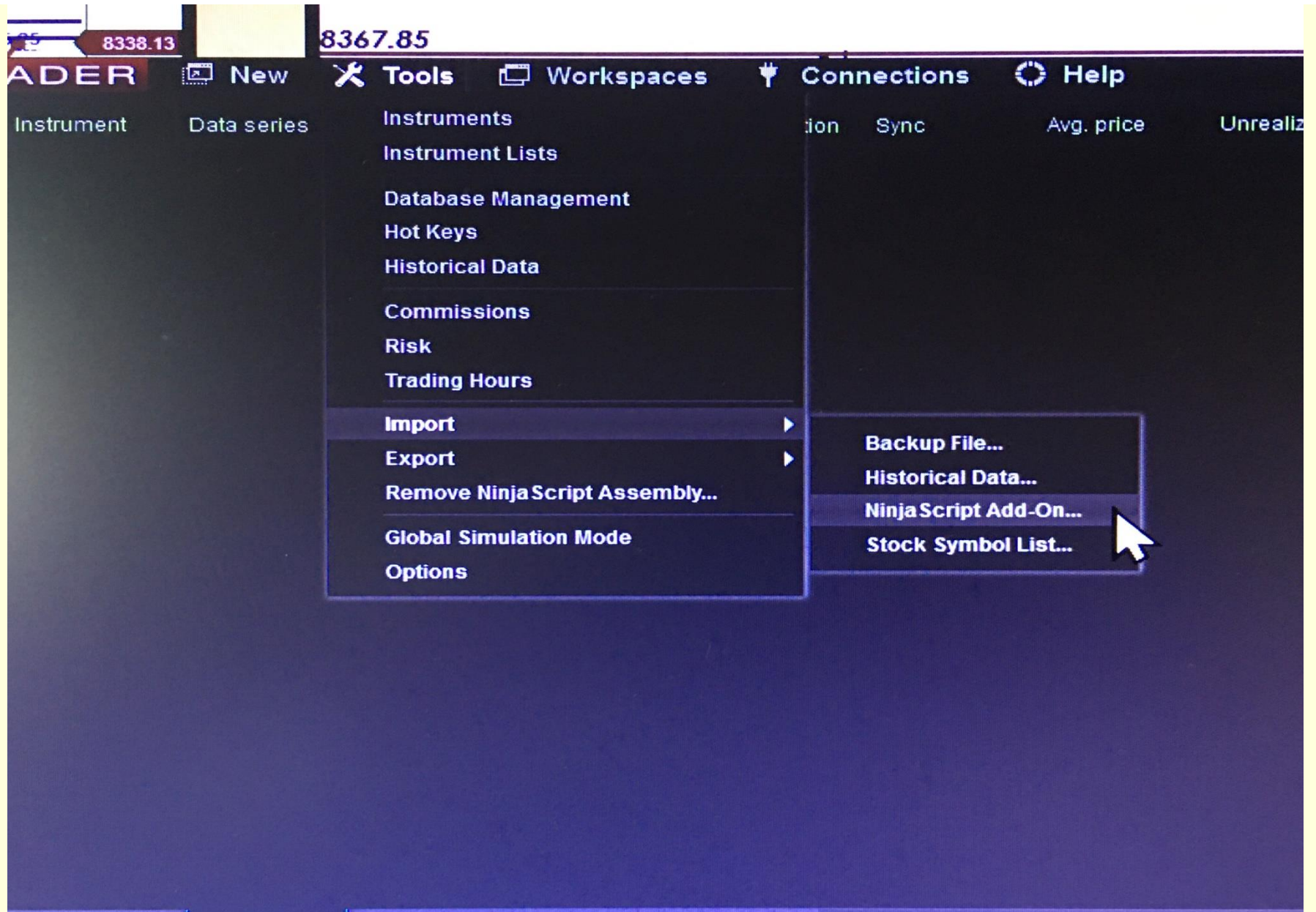
✔ trisha, your order is confirmed. Thank you!

Subscribe for Newsletter and Updates

[CLICK HERE](#) to download **NT8 EZ Renko HMA (scalp set up)**.



Once you save the zip file onto your computer you can now import into NinjaTrader 8. You will import the zip files you just saved using the NT8 Control Center by choosing tools, then import, Ninjascript addon. **DO NOT OPEN THIS ZIP FILE**



You can download the .wav sound file from the web page you purchased the indicator.

Once you import the EZRenkoHMA zip you will now have the indicators available on your indicator list in NinjaTrader 8.