



Hello Parents,

Our year in Pre K 4 has come to an end. It was a great year with a lot of new and exciting changes for the children. They have come such a long way since walking through the doors that September morning for the first time. Their growth and development over this school year has exceeded expectations and we know they are more than ready for Kindergarten.

They have learned so much this year and it is important to keep those skills through the summer months. Here are a few suggestions of topics to review with your child regularly through the summer to make sure they can have the best start to Kindergarten possible.

- Writing their name
- Recognizing Upper and Lower Case Letters.
- Letter Sounds
- Numbers and Counting
- Shapes and Colors
- Practicing holding writing utensils and scissors
- Talking about story details
- Drawing pictures using details and 5 or more colors

All of these skills were introduced and practiced all throughout the year. Along with practicing these skills you will find a packet of worksheets attached to this letter. Please complete this packet and return it to your child's Kindergarten teacher during the first full days of school.

The children have done incredible work this year and worked so hard. We are so proud of all they have accomplished and hope you are too. We cannot wait to see all they achieve in Kindergarten and the years to come in their school career. We hope everyone has a safe, happy and fun summer!

Ms. Benco and Mrs. Smith




## About Me

Directions: Write your name on the line. Then draw a picture of yourself.


My name is \_\_\_\_\_

A Picture of Me




Name \_\_\_\_\_



# My ABC Book





8




6

3





2





4

Fold



7



5

Fold

## Uppercase and Lowercase Letters

Directions: Trace the uppercase and lowercase letters in each line.  
Say the letters as you write them.

Aa Aa Bb Bb

Cc Cc Dd Dd

Ee Ee Ff Ff

Gg Gg Hh Hh

Ii Ii Jj Jj

Kk Kk Ll Ll

Mm Mm Nn Nn

# Alphabet

Directions: Trace the uppercase and lowercase letters in each line.  
Say the letters as you write them.

Oo Qq Pp

Qq Rr

Ss Tt

Uu Vv

Ww Xx

Yy Zz

Directions: Write your name on the line below.

## Match Uppercase and Lowercase Letters

Directions: Say the letter names in each box.

Draw lines to match the uppercase letters and lowercase letters.

UPPERCASE LETTERS	LOWERCASE LETTERS
A	c
B	a
C	b
D	e
E	f
F	d
G	h
H	i
I	g
J	m
K	l
L	k
M	j

# Alphabet

Directions: Say the letter names in each box.

Draw lines to match the uppercase letters and lowercase letters.

UPPERCASE LETTERS	LOWERCASE LETTERS
N	o
O	p
P	n
Q	r
R	s
S	q
T	u
U	v
V	t
W	x
X	y
Y	z
Z	w




## Match Uppercase and Lowercase Letters

Directions: Write the lowercase letter that goes with the uppercase letter.

<p>1. b _____</p> <p>d B _____</p> <p>p _____</p>	<p>2. a _____</p> <p>c O _____</p> <p>o _____</p>	<p>3. b _____</p> <p>d D _____</p> <p>p _____</p>
<p>4. u _____</p> <p>v V _____</p> <p>y _____</p>	<p>5. c _____</p> <p>e E _____</p> <p>f _____</p>	<p>6. c _____</p> <p>e C _____</p> <p>p _____</p>
<p>7. k _____</p> <p>d R _____</p> <p>r _____</p>	<p>8. i _____</p> <p>j J _____</p> <p>q _____</p>	<p>9. d _____</p> <p>p P _____</p> <p>q _____</p>
<p>10. h _____</p> <p>i L _____</p> <p>l _____</p>	<p>11. s _____</p> <p>v Z _____</p> <p>z _____</p>	<p>12. v _____</p> <p>x X _____</p> <p>y _____</p>
<p>13. c _____</p> <p>s S _____</p> <p>z _____</p>	<p>14. o _____</p> <p>p Q _____</p> <p>q _____</p>	<p>15. f _____</p> <p>t T _____</p> <p>p _____</p>

Directions: Write the lowercase letter that goes with the uppercase letter.

<p><b>16.</b> v _____</p> <p>x Y _____</p> <p>y _____</p>	<p><b>17.</b> a _____</p> <p>o A _____</p> <p>v _____</p>	<p><b>18.</b> m _____</p> <p>n N _____</p> <p>r _____</p>
<p><b>19.</b> f _____</p> <p>h H _____</p> <p>k _____</p>	<p><b>20.</b> u _____</p> <p>v W _____</p> <p>w _____</p>	<p><b>21.</b> i _____</p> <p>j I _____</p> <p>t _____</p>
<p><b>22.</b> f _____</p> <p>k F _____</p> <p>t _____</p>	<p><b>23.</b> a _____</p> <p>u U _____</p> <p>v _____</p>	<p><b>24.</b> g _____</p> <p>p G _____</p> <p>q _____</p>
<p><b>25.</b> m _____</p> <p>n M _____</p> <p>w _____</p>	<p><b>26.</b> f _____</p> <p>h K _____</p> <p>k _____</p>	

Directions: Write your name on the line below.

\_\_\_\_\_

\_\_\_\_\_

\_\_\_\_\_



Fold

I am happy.

Fold

Name \_\_\_\_\_




# I Can



I can run.

Read Connected  
Text




I can swing.

2

Fold

Fold



I can slide.

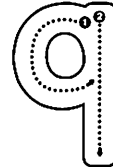
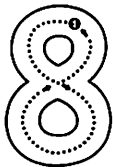
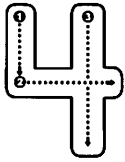
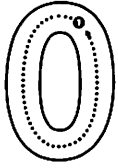
3

## Draw About It

Directions: Read "I Can" again.  
Draw a picture of what the child in the story can do.

A large, empty rectangular area for drawing, framed by a thick, dark, decorative border with a jagged, wood-like texture. The border is composed of several pieces that interlock at the corners and along the sides.

Can you trace the numbers and write your own?



Can you name any of these numbers?

# Hundreds' Chart

<b>1</b>	<b>2</b>	<b>3</b>	<b>4</b>	<b>5</b>	<b>6</b>	<b>7</b>	<b>8</b>	<b>9</b>	<b>10</b>
<b>11</b>	<b>12</b>	<b>13</b>	<b>14</b>	<b>15</b>	<b>16</b>	<b>17</b>	<b>18</b>	<b>19</b>	<b>20</b>
<b>21</b>	<b>22</b>	<b>23</b>	<b>24</b>	<b>25</b>	<b>26</b>	<b>27</b>	<b>28</b>	<b>29</b>	<b>30</b>
<b>31</b>	<b>32</b>	<b>33</b>	<b>34</b>	<b>35</b>	<b>36</b>	<b>37</b>	<b>38</b>	<b>39</b>	<b>40</b>
<b>41</b>	<b>42</b>	<b>43</b>	<b>44</b>	<b>45</b>	<b>46</b>	<b>47</b>	<b>48</b>	<b>49</b>	<b>50</b>
<b>51</b>	<b>52</b>	<b>53</b>	<b>54</b>	<b>55</b>	<b>56</b>	<b>57</b>	<b>58</b>	<b>59</b>	<b>60</b>
<b>61</b>	<b>62</b>	<b>63</b>	<b>64</b>	<b>65</b>	<b>66</b>	<b>67</b>	<b>68</b>	<b>69</b>	<b>70</b>
<b>71</b>	<b>72</b>	<b>73</b>	<b>74</b>	<b>75</b>	<b>76</b>	<b>77</b>	<b>78</b>	<b>79</b>	<b>80</b>
<b>81</b>	<b>82</b>	<b>83</b>	<b>84</b>	<b>85</b>	<b>86</b>	<b>87</b>	<b>88</b>	<b>89</b>	<b>90</b>
<b>91</b>	<b>92</b>	<b>93</b>	<b>94</b>	<b>95</b>	<b>96</b>	<b>97</b>	<b>98</b>	<b>99</b>	<b>100</b>