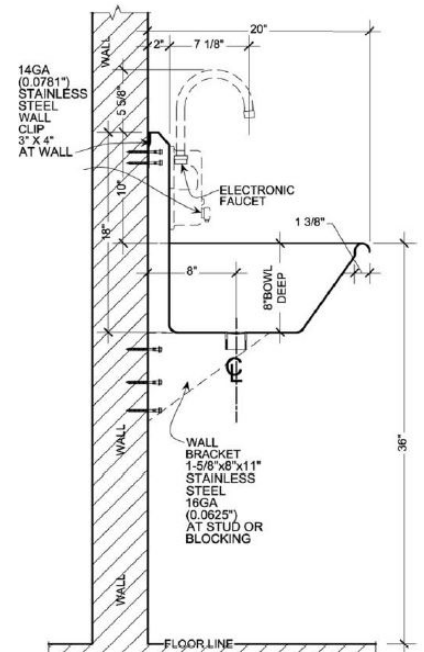
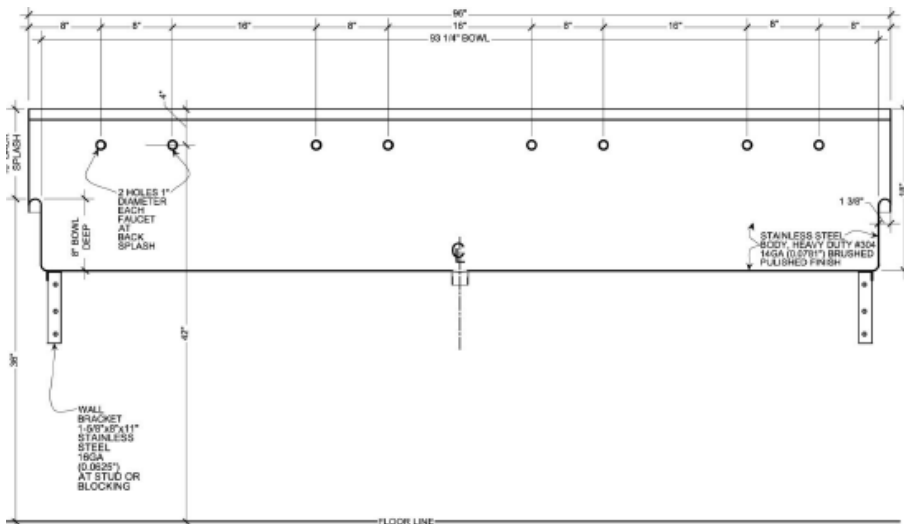



# Wicketts Stainless

## SPECIFICATION

Commercial Sink Heavy Duty  
Wash Up Sink



Model Number	L	W	L-1	D	BS
WWT-9620-WB-8cc	96	20	93	8	10

### Engineering Specification:

14 gauge, type 304 stainless steel wash sink. 1-3/8" rolled rims. 1-1/2" welded in drain. Exposed surfaces polished to a #4 satin finish. Supported on wall Brackets and clips.

**Wicketts Stainless, LLC.**  
2618 San Miguel Dr. Bldg. # 376  
Newport Beach, CA 92660  
Tel: 951-858-2548  
Fax: 951-638-9059  
sales@wickettsstainless.com  
www.wickettsstainless.com



Approved for Manufacturing  
Company: \_\_\_\_\_  
Signature: \_\_\_\_\_  
Print: \_\_\_\_\_ Date: / /