

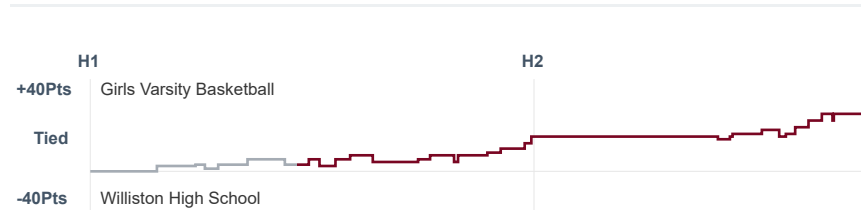
# Box Score Report

TMHS vs Williston - Feb 9, 2021 - W 70-34

## Period Stats

Team	1	2	Final
<b>TMHS</b>	<b>28</b>	<b>42</b>	<b>70</b>
WHS	13	21	34

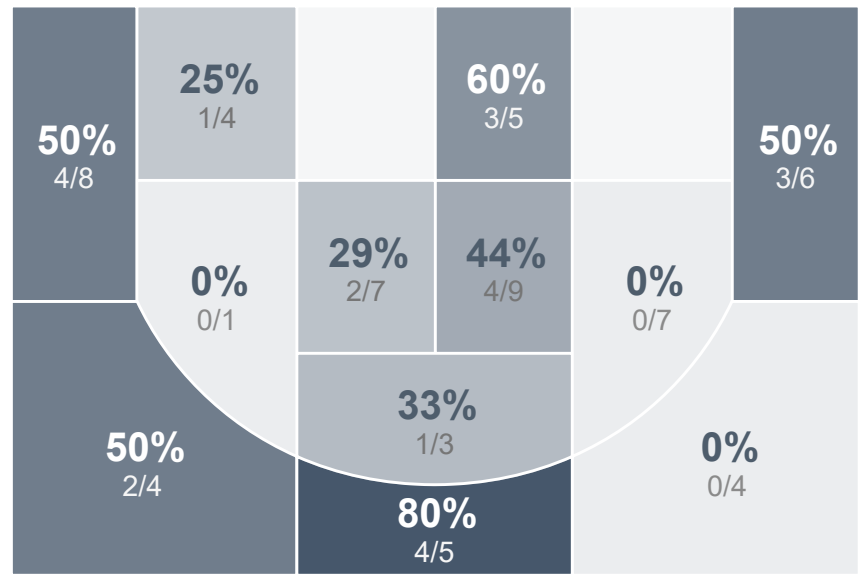
## Run Graph



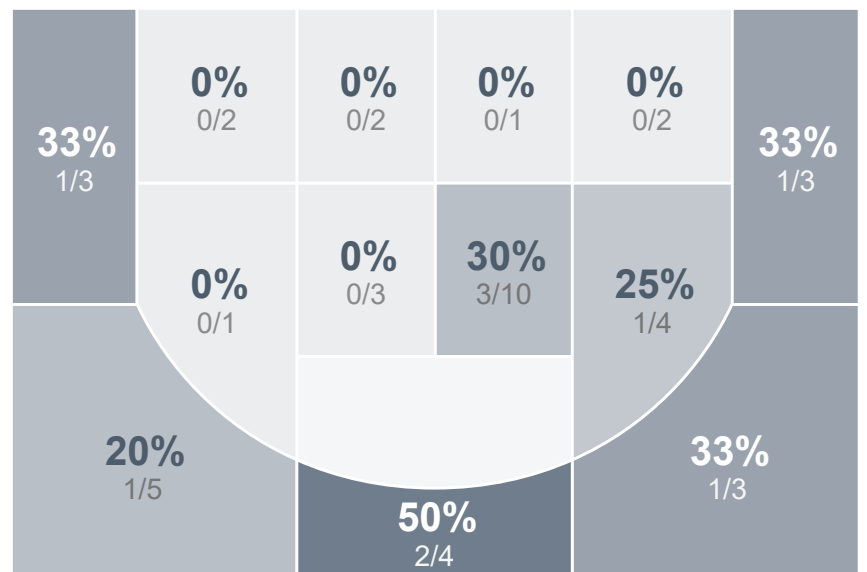
## Team Stats

	TMHS	WHS
Field Goal %	<b>38.1%</b>	23.3%
Effective Field Goal %	<b>48.4%</b>	30.2%
2FG Made/Attempted	<b>11/36</b>	4/25
2FG%	<b>30.6%</b>	16.0%
3FG Made/Attempted	<b>13/27</b>	6/18
3FG%	<b>48.1%</b>	33.3%
FT Made/Attempted	9/19	<b>8/12</b>
Free Throw Percentage	47.4%	<b>66.7%</b>
Points Per Possession	<b>0.96</b>	0.48
Transition Points	<b>10</b>	2
Points Off Turnovers	<b>24</b>	9
Second Chance Points	<b>11</b>	1
Points in the Paint	<b>18</b>	6
Offensive Rebounds	<b>14</b>	8
Defense Rebounds	<b>27</b>	<b>29</b>
Assists	<b>18</b>	9
Deflections	<b>13</b>	7
Steals	<b>18</b>	6
Blocks	<b>1</b>	0
Turnovers	<b>15</b>	<b>30</b>
Personal Fouls	<b>13</b>	<b>15</b>
Charges Taken	0	0

## Girls Varsity Basketball



## Williston High School



## Girls Varsity Basketball's Player Stats

Name	Pts	FG	3FG	FT	+/-	MINS	OREB	DREB	AST	DEFL	STL	BLK	TO	FOUL	CHG
#1 Amya Gourneau	16	4/13	1/3	7/11	+ 32	33	1	1	7	0	3	0	1	0	0
#10 Jaxsyn Delorme	3	1/4	0/0	1/2	+ 12	14	3	2	2	1	1	0	2	1	0
#11 Izabella Baker-Schilken	6	2/3	2/2	0/0	+ 17	11	0	0	1	1	1	0	1	1	0
🟡 #15 Unknown Athlete	0	0/1	0/0	0/0	0	10	0	1	0	0	0	0	0	1	0
#21 Jerzey Parisien	6	2/5	2/5	0/0	+ 13	14	0	0	2	1	0	0	2	0	0
#22 Kobi Keplin	13	5/9	2/2	1/4	+ 21	29	3	4	1	1	6	0	4	2	0
#24 Aiyana Vivier	2	1/2	0/0	0/0	+ 23	15	2	4	0	2	3	1	1	2	0
#30 BlueStar Gourneau	12	4/7	4/6	0/2	+ 16	13	1	4	0	1	0	0	1	2	0
#32 Katie Delorme	6	3/7	0/1	0/0	+ 24	15	2	2	0	1	0	0	3	1	0
#33 Mason Ferris	0	0/6	0/4	0/0	+ 21	17	0	4	3	4	3	0	0	2	0
#34 kadence grant	6	2/5	2/4	0/0	+ 4	13	0	2	2	1	1	0	0	1	0
#40 Jillian LaVallie	0	0/1	0/0	0/0	- 3	11	0	1	0	0	0	0	0	0	0

## Williston High School's Player Stats

Name	Pts	FG	3FG	FT	+/-	MINS	OREB	DREB	AST	DEFL	STL	BLK	TO	FOUL	CHG
#0 Abigail Elkins	2	1/4	0/2	0/0	- 11	14	0	1	3	0	1	0	7	1	0
#1 Kierra Slagle	0	0/4	0/2	0/0	- 25	30	1	4	0	1	0	0	3	2	0
#4 Grace Johnson	4	1/2	0/0	2/2	- 6	11	0	0	0	0	0	0	0	0	0
#5 Mariska Amoo-Gottfried	7	3/7	1/3	0/0	- 19	16	0	2	0	3	3	0	5	3	0
#10 Samantha Grasser	0	0/0	0/0	0/0	0	10	0	0	0	0	0	0	1	0	0
#11 Sydney Bethke	2	0/4	0/2	2/2	- 25	22	0	0	1	1	1	0	3	3	0
#13 Erin Powers	2	0/5	0/0	2/2	- 25	17	2	4	1	0	1	0	2	0	0
#15 Olivia Dallas	0	0/2	0/1	0/0	- 14	7	0	1	1	0	0	0	2	0	0
#23 Michelle Apolis	0	0/0	0/0	0/0	- 4	2	0	2	0	0	0	0	0	0	0
#24 Tia Bertelsen	0	0/0	0/0	0/0	- 6	2	0	0	0	0	0	0	0	0	0
#25 Ruth Crabtree	0	0/0	0/0	0/0	-	-	0	0	0	0	0	0	1	0	0
#30 Chesni Strand	16	5/12	5/7	1/2	- 22	25	2	5	2	1	0	0	0	2	0
#32 Anne Alyce Harper	0	0/0	0/0	0/0	0	10	0	0	0	0	0	0	0	0	0
#33 Erika Sandberg	0	0/0	0/0	0/0	- 3	13	1	4	0	0	0	0	2	0	0
#40 Taylor Rath	0	0/1	0/0	0/2	- 10	12	0	4	0	1	0	0	3	4	0
#45 Zoe Dallas	1	0/2	0/1	1/2	- 10	6	0	0	1	0	0	0	0	0	0