


Rock Talk



February 2019



Rock Talk

February 13th Meeting Program

Peggy Burns and Mike Stone will show and tell about some of the highlights of their thirty plus years of rock hounding. They will have a PowerPoint presentation and specimens from across the U.S. and England.

The club will be serving ham sandwiches, in addition to dessert type snacks and beverages. We will also have our 50/50 and multiple door prizes.

In This Issue

- The Meeting as I Saw It
- January Meeting Photos
- January Jewelry Workshop
- January Silversmithing Class
- The Dave Letasi Report
- Motorcycle Auction
- From the VP
- Field Tip to the Vulcan Mine
- Copy Stand
- For Sale
- Secretary's Report
- Ying Stones
- For Sale
- Bench Tips

The Meeting as I Saw it



by

Dorwin Skinner



January, my favorite meeting of the year, was going to start in a couple of hours and I was setting at home waiting for the clock to move. I had my cake ready, my presents wrapped, and I was hungry. Finally it was time to leave. I arrived early and was rewarded by having an upfront parking place. When I entered I could see that others had already been working hard and all the tables had festive tablecloths and volunteers were working in the kitchen area. The gift tables were already starting to fill with beautifully wrapped gifts. Several covered dishes were on the buffet tables and I could see that the table would be fully covered when the holiday dinner began. Time kept dragging on, I was hungry and ready to eat.

Finally Judith called the meeting to order and I knew it would only be a few minutes before I would be in the food line. Linda Spalding gave a special thanks to Jacob Walters and Collin Kessel for their help in making the 2018 Gem Show a great one. Both Jacob and Collin worked at the youth table with Linda during the show. Finally it was on to the main event, dinner. Judith had a surprise for us, she had organized the dining order, it would no longer be a free for all at the buffet table. She would call tables by number, so everything would be orderly. Judith started calling table numbers and as my luck would have it, our table was last. Thanks Judith, luckily there was plenty of food and I managed to fill my plate and my stomach before a round of rock bingo started. It just wasn't my night, I only got one bingo and I had to borrow a present from someone who obviously had too many. I managed to keep my gift and it was a very nice amethyst crystal from Jackson Crossroads Mine in Georgia. The crystal is now in my personal collection. Now on to a full and interesting year.



**The Cover Photo
Fossil Fish**

Next Meeting, Wednesday, February 13, 7:00 PM at the Weeki Wachee Senior Citizens Center

January Meeting Photos



Colin and Eric Kessel having fun with Rock Bingo.



Mike Stone photo

The January holiday dinner meeting. The club provided the meats and members provided the rest of the eats.



Mike Stone photo

The Steversons dotting to spots.




Mike Stone photo

After the big meal it was time to play Rock Bingo.



Mike Stone photo



Mike Stone photo



Mike Stone photo

Even though it was the holiday dinner, rocks and jewelry were on our minds. (top) Liz Barney brought her beautiful custom jewelry and the interesting piece of polished labradorite. (bottom) Two cabs by Doug Rule made from chert he found at the Vulcan Mine

CUSTOM LEATHER CREATIONS
 &
 Handmade & polished wire wrapped
 Jewelry, Cabochons, Stones & more

ROBERTA
 352-302-2487
 bertahdhugger98@yahoo.com

Our Website
www.withlacoocheerockhounds.com



Mike Stone photo

Next Meeting, Wednesday February 13th, 7:00PM at the Weeki Wachee Senior Citizens Center

January Jewelry Workshop

Instructor Judith Birx and her students produced beautiful wire and bead bracelets during the class. Lauren Bell took the skills further at home and made a matching necklace.



Students selecting their material for the project.



Judith helping Lauri select beads for her bracelet



Lauren Bell photos



Lauren Bell photo

The class



Lauren Bell photo

The wire for the bracelets



Ready for the class to begin



Matching bracelet and necklace by Lauren Bell



Lauren Bell photos



January Silversmithing Class

Mike Stone photo



Gary Spurlock starting a silver ring.



Angela Ried working on her silver ring.



Rovie checking out Bear's work.



Doug and Lauri Rule working on their projects.



Roberta polishing a silver pendant setting.



Darryl working on a ring with Liz looks on.



Pendant made of Vulcan Mine chert by Doug Rule

I visited the silversmithing class on the evening of January 17th at the Weeki Wachee Senior Citizens Club. Nine students and three instructors were having a great time making silver and stone pendants and silver rings. People were soldering, buffing, sawing, bending, polishing, and assembling their projects. The instructors: Rovie Alford, Ralph Barber, and Melodye Steverson. The students: Darryl

and Liz Barney, Bear, Jim Lavoisier, Roberta Oldread, Angela Reid, Doug and Laurie Rule, and Gary Spurlock.

editor

Next Meeting, Wednesday February 13th 7:00 PM at the Weeki Wachee Senior Citizens Center



The Stone Age in West-Central Florida

Florida's first people began living in this area at least 14,500 years ago. They survived by using our local resources, and most importantly they used stone materials like chert and flint. Chert and flint are a cryptocrystalline siliceous quartz mineral found in marl clay and limestone. Flint nodules occur as a fine particle solution saturating fissured sediment, usually translucent and free of impurities. Chert contains impurities like micro sponge spicules, diatoms, and coral structures. Chert is occasionally found in surface out crops of limestone. Rock exposed locally are part of the Ocala and Suwanee Formation. These sediments were laid down as marine deposits and date between thirty to forty million years ago. Chert is also frequently exposed in sinkhole sites in northern Hillsborough, east



Sinkhole

Pasco and central Hernando County. Flint when fractured produces extremely razor sharp edges, ideal for use as a cutting blade, knife, or point. Artifact collectors today covet prehistoric projectile points made of translucent fossil chert of excellent color. Fossil chert range in color from gray, cream, ocher, black, and tan. The silica that forms in limestone and marl will usually absorb elements that happen to be in close contact to them. This absorption allows exotic colored elements to bond within it and enhance its color. Flint and chert nodules are sought by rock collectors at the Vulcan Mine on CMEX property in north central Hernando County.

The first people inhabiting North America are believed to have originated from Asia. It is also believed that they entered by the Beringia Land Bridge (Bearing Sea). Recently Dr. Dennis Stanford of the Smithsonian Museum has advanced a new theory. He believes that Solutrean Upper Paleolithic sea mammal hunters ferried westward from northern Spain to North America along sea ice shelves. Stanford's theory, called "The Solutrean Hypotheses", is controversial, however recently discovered eastern USA artifact sites have produced artifacts similar to Solutrean projectile points. Several of these sites have been carbon 14 (C14) dated from associated organic material to 17,000 years ago. Numerous artifact types have been encountered in Hernando County by artifact collectors. These artifacts represent the few remaining pieces of evidence that we have of the early human inhabitants who were utilizing natural stone material of local origin. The earliest of these Stone Age cultures described by archaeologists in Florida is the Page-Ladson Point makers. These points are believed to have been manufactured around 14,550 years ago. They were first discovered in the Aucilla River by local artifact collectors and excavated by University of Florida archeologists and paleontologists during an under water research project. These projectile points were associated with a mastodon tusk cut by flint tools and radiocarbon dated. These artifacts are believed to be earlier than the Clovis Paleo-Indian phase dated at 13,000 years ago. Fluted Clovis points were first discovered from a Mammoth kill site in New Mexico. A Clovis point was found in a sinkhole just south of Spring Hill and less than one-mile southeast of the US 19 and County Line Road intersection about 25 years ago. A possible Middle Paleo-Indian Period artifact called a Simpson Point is believed to have been made approximately 11,000 years ago. The Harney Flats Site, producing Simpson Points, was discovered during the construction of I-75 in northeast Hillsborough County. Scientist believe that this site was occupied near a local chert source. This enabled Simpson hunters to manufacture their tool kits and projectile points for hunting and food processing at the end of the last ice age. Simpson projectile points have been recovered from the Withlacoochee River over the last fifty years by local divers.

At the end of the Pleistocene Period, North America's glaciers melted and sea levels rose. Our climate became warmer and the large Ice Age animals disappeared. Around 9,000 years ago climate change ushered in the Early Archaic Period of human habitation of Florida. Bolen points dating from this time period have been found many times here in Hernando County and throughout Florida. These side notched points tend to be smaller than the earlier style projectile points. One of my

students, on a cave expedition at the bottom of Dames Cave in the Withlacoochee State Forest, found a perfect example of a Bolen Point in 2002. Our climate, soon after this period, continued to become warmer, allowing a population increase in central Florida. By Middle Archaic times around 7,000 to 3,000 years ago, Newnan and Levy Stemmed Points became common and have been found in large numbers in west-central Florida. These large points occur frequently around the numerous springs and lakes in our area. I collected many stemmed points around Tooke Lake in the 1970s.

During the Early Woodland Period from around 2400 to approximately 1700 years ago, triangular basally notched points such as Hernando and Citrus Points are found. They may occur on Gulf of Mexico islands and near our coastal areas. As sea levels continued to rise, these early inhabitants of Hernando County began depending more on marine animal resources. Hernando points have been found in the Weeki Wachee River and the surrounding area. By Mound Builder times, stone artifacts become scarce as more tools and points were fashioned from shell and bone. By Spanish Contact times, Florida's indigenous people began using some metal from trade.

All these wonderful artifacts may be found right under our very feet. Keep searching and have a great February.

LEGAL NOTE: Artifact collecting is illegal on Federal, Florida State, and County owned public land and parks. Rivers are considered State of Florida property and coastlines are subject to Federal Law. All burial mounds, their artifacts, and human remains are illegal to collect. All Native American mounds are protected by law. Artifacts may be collected on private property with landowners permission.

RESOURCES: Florida's First People, Robin C. Brown, Pineapple Press

https://floridamuseum.ufl.edu/aucilla_river_prehistory_project

A Guide to the Identification of Florida Projectile Types, by Ripley P. Bullen 1968 Florida State Museum, <https://www.ufdc.ufl.edu/stonetooltechnology> by Dr. Barbara A. Purdy


The Clovis Site at Blackwater Draw & the Dent Site: found in "Ancient Man in North America" by H.M. Wormington 1957

The North American Ice-Edge Corridor- A Possible Paleolithic Route to the New World by Bradley and Stanford, 2004, World Archeology

IDENTIFICATION OF FINDS: Artifact finds may be identified by contacting the Hernando Historic Preservation Society, The Florida Public Archeological Network, and the Withlacoochee Rock Hound Society of Brooksville

photos on next page

Stone Age in Florida from previous page.



The Cover Photo

The cover photo is a fossil fish that Peg recently purchased at the Webster Flea Market for \$5.00. According to Dave Letasi the fossil looks like knightia, a minnow type bony fish from the Eocene epoch (56 to 33.9 million years ago), or from the Miocene epoch (23.03 to 5.333 million years ago) from Wyoming, where they are found in the thousands.

Here is a link to the Green River Formation in Kemmerer, Wyoming

<http://nautiloid.net/fossils/sites/kemmerer/kemmerer.html>



Hernando County, FL

Auction

2009 Honda CRF 230L

402 miles, this motorcycle has not been run off road. Excellent condition, luggage rack, new battery, battery maintainer with connector on bike. Title and ready to register for operating on the road. The bike retails for over \$2,000

Bidding starts at \$1,250 in \$50 increments.

To Bid

Contact:

Carol Hechler

Cell: 352-277-2551

Home: 352-684-2939

Email:

chechler@tampabay.rr.com

Bids will be accepted until 4:00 PM on February 15, 2019

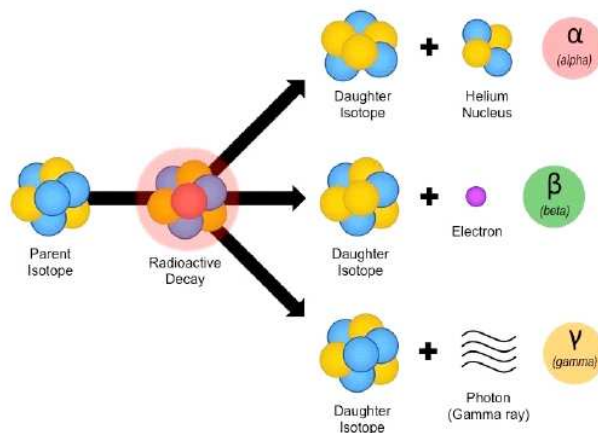




From the VP Mark Moore

A short discussion about radioactive matter

Radioactive rocks and minerals are collected by rock enthusiasts and can be found in many collections. But how many rock collectors know the dangers posed in handling and storage of the various ores? To understand the problems associated with radioactive rocks let's first understand a bit about what "radiation" is and how it can affect humans. Although there are several types of decay particles and rays (photons), we will only address the basic three, alpha, beta, and gamma (known as ionizing radiation), which are the most common decay modes in terrestrial rocks. Atoms, the most basic building block of all rocks and minerals, exist in either a stable or excited state. When the atom is in an excited state, it can be said to be "radioactive." When it "decays" into a stable state it gives off energy in the form of a particles or photons. Even the most simple atom, the hydrogen atom, can be excited. Hydrogen can have one proton or one proton and one neutron, or one proton and two neutrons these are known as isotopes of hydrogen. Both the single proton, podium, and the other, one proton and one neutron, deuterium are stable, but the third type, one proton and two neutrons, tritium is radioactive. When tritium decays, it does so by ejecting a beta



particle. This beta particle then interacts with any surrounding matter and loses its energy, becoming an electron. In giving up its energy it "energizes" matter, which then in turn decays to a ground state by giving up energy in the form of light. Think of the tritium "night sights" on gun sights or the dials of some "glow in the dark" watches.

Now, let's jump to some of the more common radioactive elements that occur naturally, known as NORM, Naturally Occurring Radioactive Materials. One group of these start out as uranium or thorium and decay through a decay chain to end up in a few billion years or so as stable lead. Another NORM is potassium 40, which has a 1.2-billion-year half-life. Half-life is the time it takes a radioactive element to lose one half of its atoms by decaying into another element. Uranium has about a four-billion-year half-life for its most common isotope, U^{238} . Uranium, thorium, and potassium were created at the beginning of our solar system and with such long half-lives we can see why they are still around since our solar system is a little over four-billion years old.

Just as a side note we know that at some time in the 13ish billion-year history of our universe a supernova occurred somewhere near our solar system because our type of sun can only produce elements up to the atomic number 26 (Iron) and yet we have many, many atoms of the heavy elements such as uranium which are only produced by the very high energies found only in supernovas.

Another group of NORM elements include several that are produced by ongoing natural processes principally from the action of very high-energy cosmic radiation particles (solar wind, protons, and neutrons) on atoms in our upper atmosphere. For example, we have all heard of carbon 14, which is a radioactive isotope of carbon having a 5.7-thousand-year half-life. It is produced by the action of high-energy neutrons acting on nitrogen 14 in our upper atmosphere. Some others are tritium (discussed above), sodium 22, and beryllium 7.

As rock collectors most of the radioactive elements we need to be concerned about originate with elements and decay products from the U and Th decay chains. For example, most of the radioactivity from some uranium ores is really from the decay of radium that has built up in the ores. With material such as the gaseous radon, it is able to vent to the atmosphere. Some radioactive elements escape the rock matrix and then cause problems for us, since we are air-breathing animals.

Radioactivity affects humans by disrupting the cells in our body through direct ionization (breaking cell walls and internal cell parts) and by producing toxins that then attack our cellular components. For now, all we need to know is

Continued on next page

Radioactive matter from previous page



that radiation from radioactive material damages the body, and as a general rule, radioactive material is more dangerous when it is located internally as opposed to externally. This is because, generally speaking, alpha and beta particles deposit most or all of their energy into our body cells because of their high LET (linear energy transfer) and the gamma rays (high energy photons) having a lower LET pass through our body with less energy absorbed. This is why X rays (lower energy photons) can be used to scan the body without major cell damage.

Let's suppose we see a rock that looks very unusual. Perhaps it's a bright yellow. Its surface is rough and when you rub it, you notice that a bit of the stone rubs off, indicating that the rock has a low hardness index. Deciding to keep it we put it in our pack (Actually it would be in your backpack, not mine, because I know better.) Being a hot day, we decide to stop for lunch and a cool drink. Having no creek nearby, you clean your hands by wiping them on your shirt and then enjoy a nice lunch. I also pass on your offer of some chips because I have seen where your hands

have been. Once back at our vehicles we all pack up and head home. A couple of weeks later you bring the rock to me at a rock club meeting, but only after showing it around to several folks who inspect and handle it. I bring out my G-M counter and we see that you have a fair size piece of carnotite, a nice sample of a uranium ore. BUT what hazards have you been exposed to?

First you most likely have introduced a radioactive mineral into your body, which will now sit there and decay, exposing your internal cells and organs to deadly radiation. Second you have contaminated your pack, possibly your car, and maybe some family members at home. (Did anyone hug you before you changed shirts?). You contaminated your friends at the rock club meeting and anything else that touched your sample. How can these exposure modes be avoided?

Let's look at a few simple rules to live by when handling unknown rocks that could be dangerous from either chemical or radiological elements. First, pick up the sample with a gloved hand and put it into a sealable container. Second, keep any loose debris sealed in with the sample or leave it where you found the rock. Do not handle the container with the same gloves or barehanded without washing your hands. Third, don't eat or drink until you've washed your hands, preferably twice. Fourth, put your container in a safe place where it will not get broken. If the sample is outgassing (releasing gases) it may build pressure (very slight) and trap radioactive gasses or a corrosive gas in the container. Remember that alpha and beta radiation are absorbed within short distances and need minimal shielding, but gamma rays are very penetrating and travel

great distances when un-shielded.

One way to "make safe" your sample is to coat it with a suitable sealant after first removing loose material. I use Krylon matt clear coat. Be generous and give it a good coating. Then after it dries take a small cotton ball and swab the sample. Check the swab with a G-M counter, and if there is no activity you are most likely good to go. On the other hand, if you get a reading try coating the sample again and repeat the test. Remember to stay safe out there...

Have questions? Want additional information or want another subject researched, send me an email, call, or catch me at the club meeting. Also, if there is any interest, I can bring a device to a club meeting that can show radioactive disintegration. Radioactive decay cause very short bursts of light on a scintillating material such sodium iodide. We can use your samples or one of mine. By the way all of the rocks in the above photo are radioactive.



Withlacoochee Rockhounds
PO Box 5634
Spring Hill, FL 34611-5634



LIKE US ON FACEBOOK

facebook.com/gailsgifhut

ROCKS, CRYSTALS, JEWELRY, TAPESTRIES,
 OILS, AND MUCH MORE

Gail's Gift Hut

gailsgifhut@gmail.com

FIND US ON ETSY
 etsy.com/shop/gailsgifhut

Howards Flea Market

M 13,15,17,19

HOMOSASSA, FL. 34446

Next Meeting, Wednesday February 13th, 7:00 PM at the Weeki Wachee Senior Citizens Center

Copy Stand

by Mike Stone

Taking close-ups of rocks, minerals, fossils, and jewelry requires either a camera with a macro lens, or a compact camera with a macro setting. As Brad Smith in his recent "Bench Tips" suggested, the camera must be held steady for close up photography; and he recommends the use of a tripod. My experience with tripods for close up work has been less than exemplary. It is difficult to support the camera over a specimen and because the camera is either attached to the top of the tripod or in some cases under the tripod, between its legs, it is difficult to see through the view finder or make exposure, shutter, or lighting adjustments.

Copy stands have been around for a long time, but they are normally used by professionals who need easy camera mounting, quick camera adjustments, as well as the ease of moving and lighting the subject. Having the camera suspended directly above the specimen and able to easily be moved vertically while looking through the viewfinder or LCD display is also very important.

A few years ago I built a copy stand for use with my 35 mm digital camera. Because the camera is so heavy and large, I made the copy stand similar to the manufactured type, with a large rectangular base for support. However, I eventually wanted a copy stand specifically for my compact camera that would be easy to carry to club meetings, the gem show, or wherever I might want to take close up photos. I designed the much smaller and more portable copy stand, using scrap material from my shop and a few inexpensive bits of hardware from Rural King. I am pleased with its ease of use and also with the fact that it can be disassembled for transport

with only an Allen wrench.


I will bring the copy stand to our club meetings if you would like close up images of your specimens or custom jewelry.



The copy stand with the camera focused on a dinosaur bone sphere.



A macro image of the sphere.



Using Photoshop I was able to enlarge the image because of the high resolution of the camera and fact that the camera was held absolutely still.

Rock Art



Field Trip to the Vulcan Mine

by Mike Stone

Several members of the Withlacoochee Rockhounds met at the gate to the Vulcan Mine just before 9:00 AM on Saturday January 12th.

The weather was perfect; in the mid sixties with bright sunshine and a few puffy white clouds passing by.

While we waited for the gate to open, Peg and I replaced a geocache that we hid near the access road. We hid the original container exactly six years ago today, but due to the recent trimming of brush the little container was



Rock hounds and vehicles waiting to enter the mine.

missing.

At 9:00 AM, Sal Mendoza, a mine employee led us through the gate, and all thirty or so vehicles (other clubs were also attending) formed a single line as we went from paved road to a dusty limestone road and then to a newly graded and quite rough access road that led us down into the open pit mine. Sal had just graded the steep road to the pit, enabling vehicles with low ground clearance to easily descend into the wide expanse of the now abandoned portion of the limestone mine.



The big pit, where most people were collecting.

Once all vehicles were parked, Sal called us together to explain the possible dangers in the area, including snakes. We were cautioned about getting near the steep walls and not to venture too far from the group by ourselves. He also explained that there were no bathrooms or toilet facilities, so we had to be discriminate about where we chose to relieve ourselves.

Once we got the okay to dig, people grabbed their tools and buckets, and some spread out across the flat area that once was bright white limestone. But over the past decade it has become pretty much a field of grass and weeds, with a few open areas and small piles of chert and limestone.

Deep furrows had recently been cut into the ground with a bulldozer to expose the lime-

stone. In addition, the recent heavy rains have washed away some of the powdery material in the furrows, leaving chunks of exposed rocks and fossils on the surface.

As I was walking with my tools to the newly exposed area, I stepped in a shallow depression and, as if someone stuck out their foot and tripped me, I pitched forward and in an instant I was laying flat out on the ground. I have taken flops over the years, but I don't remember many that put me on the ground so quickly. No harm done, except for my self-esteem.

Those who came to find fossils had no excuse going home empty handed. I found several beautiful fossil casts and I also carried home a large chunk covered with sea life fossils that must have weighed nearly one hundred pounds.

Continued on next page

Vulcan Mine from previous page



Pat and Sandi digging for fossils.

Pat and Sandi Gould spent the morning in one of the furrows carefully inspecting the rubble, chunks of fossiliferous limestone, and the powdery mix containing rocks and fossils. A young boy who was searching along the ridge where we were digging, found a very nice little fossil crab. So much for being close to the ground and with young eyesight. Pat found at least two fossil crabs, similar but much smaller than the ones Lynn Walters found this past fall. He showed me the first crab fossil he found and I know that I wouldn't have recognized it as being anything significant. I hope he can remove it intact from the material surrounding it. While we were discussing the crab fossil, we each picked up a small piece of soft rubber about an inch by an inch and a half inch thick. It was kind of odd to see something manmade out in the newly exposed trench, but we dismissed it.

Roberta, Ron, Lynn, and Lauren spent a lot of time pounding, chipping, and digging away at the bottom of one of the lower walls. They were looking for calcite, specifically drusy crystals. I didn't see their finds, but



Ron and Roberta at the wall.

someone nearby from another club had unearthed several beautiful clusters of drusy calcite. I asked him how he knew where to dig and he told me that when he saw what looked like a bubble in light brown clay near the bottom of the wall, he knew that there had to be a pocket of calcite inside.

Peg scoured the sides of the road leading down into the pit and found only a few fossils, but when she went into the newly exposed material, she pulled out several very nice ones with very little effort.



Peg along the road near the wall with her bucket of stuff.

I took a walk across the big expanse that is now mostly covered with knee high grass and monstrous eight to ten foot tall reedy grasses and then climbed up to an area where Lauri and Doug Rule, Robert Jacob (a new club member



Karen Garlaneau and Lauri Rule with their hands full of chert.

as of today), Karen and Gary Galarneau and a couple other rock hounds were poking around and picking up banded chert. Lauri and Doug will cut and polish the hard material, and Robert will knapp his into Indian style implements.

While climbing a bit higher on the slope to get a panoramic photo of the big pit, I picked up a short section of dugong rib bone, which is commonly found in the mine. Then I went back to the furrow and loaded a large fossiliferous limestone chunk onto the two-wheel dolly and hauled it back to the van. I really would like to have it on display in the living room, but Peg prefers that I leave it in the garage.

When we arrived home, I got out of the van and saw that the floor on my side was littered with a black powdery material and small chunks of rubber. Then I took a few steps

Continued on next page

Vulcan Mine from previous page

across the driveway and realized that my boots no longer had soles. Now I understand where those pieces of rubber Pat and I picked up at the mine came from. I wonder if the loss of my boot sole had anything to do with me falling so quickly and for no apparent reason. Nevertheless, I am glad that my boots hadn't decomposed while I was riding the motorcycle.

Thanks to Sal and the Vulcan Materials Company for providing us with such a wonderful opportunity to dig for fossils and minerals while enjoying the great outdoors. The weather today was excellent, the fossil and mineral finding was excellent, and as a result there were a lot of happy rock hounds at the mine..."Well be back".

The next dig, weather permitting will be on February 10, 2019.



A typical gastropod fossil cast.

(right) Sal, in the center, giving instructions to the large group of fossil, rock, and mineral collectors.



Mike Stone hauling a big stone filled with fossils.



Withlacoochee Rockhounds and other rock club members digging for calcite at the base of the wall



One of several large clusters of drusy calcite found at the mine.

More photos on the next page

More Vulcan Mine Photos



Doug Rule near the top of the wall.



This was a popular area for digging.



Robert Jakob with a piece of chert that he will knapp.

Vulcan Mine Field Trip

The mine is open for digging on the second Saturday of the month, weather permitting. Our next dig will be on February 9, 2019. We meet at the gate to register at 8:30 AM. The address is:

Vulcan Materials Co.

16313 Ponce De Leon Blvd, Brooksville, FL 34614


The Google Plus Code (address shortcut): MG5R+6W

If you type the code into Google Maps it will direct you to the proper location.

For Sale Items

Club members can post appropriate club-related type **for sale** items in the *Rock Talk* free of charge. Contact your editors by the 25th of the month to have your items posted in the next issue.

Mike Stone
n1ve@amsat.org



**Celtic Designs
by Melodye**

Ancient echos from the Celtic past
brought to life in stone and metal

Melodye Stevenson 407-760-4472
www.DesignsByMelodye.com

For Sale



For Sale

Brazilian agate pendants, very rare, 3 inches by 2 inches, \$25.00 each. Contact:

Michele
352-232-0375
healinghands@tampabay.rr.com

For Sale



4 Graves flex wheels 6" X 1-1/2", good condition. Will sell separately or all together. \$50 each


Contact Roberta:
352-302-2487



Secretary's Report



by
Melodye Steverson



Withlacoochee Rockhounds Monthly Meeting Minutes 1-9-2019

- The meeting was called to order by club president Judith Birx at 6:29 pm.
- We all stood for the Pledge of Allegiance followed by a moment of silent prayer.
- There were two new members to recognize; Lizzie Barney, and Linda Dalton.
- There was one guest in attendance; Lindsey Walters.
- Mark Moore made a motion to accept the minutes of our December meeting as printed in the newsletter, it was seconded by Dave Letasi, and it was passed by all members.
- Club treasurer Janet Wheeler gave the treasurer's report. Dave Letasi made a motion to accept the treasurer's report as given. It was seconded by Mark Moore and passed by all.

Old Business

There was no old business to discuss.

New Business

- Linda Spaulding stood and thanked all of the members who donated rocks to fill the "Kid's Rock Bags" for her children's table at the gem show.

- She also thanked Colton Kessel and Jacob Bowman for all the help they gave her in setting up and running her display. Great job guys!
- Next month's refreshments will be provided by any member that chooses to bring snacks.
- Mark Moore made a motion to adjourn the meeting. Dave Letasi seconded the motion and it was passed by all.
- The meeting was adjourned at 6:37pm.
Minutes respectfully submitted by Secretary Melodye Steverson.

Withlacoochee Rockhounds Board of Directors Meeting Minutes Date 1-15-2019

Attending Board members: Judith Birx, Mark Moore, Melodye Steverson, Janet Wheeler, Ralph Barber, Mike Stone, Ginny Steverson, Lynn Walters.

Also in attendance: members Angela Bennett and Leslie Moore.

- The board meeting started at 6:25pm and was held at the Weeki Wachee Senior Citizens Club.
- Club president Judith Birx distributed copies of the agenda and began the meeting with a discussion regarding the status of the Weeki Wachee Senior Citizens Club. The WWSCC Board of Directors now has a president, Barbara Dindle, and the club is working to make sure their paperwork, such as the bylaws and the articles of incorporation are in order. The proposed dues increase has been delayed until 2020, and may become imperative in order to maintain the integrity of the building and

grounds. The WWSCC board wants to build up a fund to pay for repairs needed by the property in the future.

- There was much discussion about how to raise money for the building maintenance fund. There will be more discussion about this at the next meeting.
- Club president Birx brought up the proposed scholarship to the William Holland School of the Lapidary Arts. A group of board members will discuss the criteria for eligibility and will present the list at the next meeting.
- Next on the agenda was a discussion regarding our dues. We discussed the raise for months. We had a vote and the raise was approved. This cannot change until 2020.
- Club president Birx brought up the discontent among our gem show vendors regarding their very low sales. We need to do our best to get more people to attend the show, and do more for the vendors to make sure they know they are a valued part of our show.
- Club president Birx brought up the USF Endowment Fund. The amount of the donation will be decided after our Treasurer reports on yearly expenses at the next Board meeting.
- Club vice president Mark Moore brought up a gift that has been earmarked for the WWSCC to help with their maintenance fund in order to keep the Center open to provide a place for clubs to hold their meetings and classes. The donation is a

Minutes continued on next page

motorcycle with accessories, and VP Moore has possession of it at present. The motorcycle will be accepted by our club, as we are a 501(c) (3) organization and therefore can legally accept the gift. It will then be sold and the funds will be given to the Weeki Wachee Senior Citizens Center because it cannot accept the gift as they are a 501(c) (4) organization.

- Judith Birx made a motion to receive the motorcycle to be sold for educational purposes, seconded by Ralph Barber. Approved by all board members present.
- The meeting ended at 7:32pm.

Respectfully submitted by club secretary Melody Steverson.

Board of Directors Meeting

The next Board meeting will be held at the Weeki Wachee Senior Center at 6:30 PM on February 20, 2019

Florida Public Archaeology Network Central Region

Upcoming Archaeology Events in your Neighborhood

Friday, January 18, 2019, 8:00 pm - 9:00 pm

Moon Over the Mounds - at Crystal River Archaeological State Park.

Crystal River Archaeological State Park (3400 North Museum Pointe Crystal River FL 34428) Moon Over the Mounds season has gotten rolling again. If you have yet to experience touring the Crystal River Archaeological State Park after dark... I highly recommend it. Follow the link below of all the information and for upcoming Moon

Over the Mounds tours. <https://www.floridastateparks.org/events/moon-over-mounds-1>

Friday - Sunday, February 15 -17, 2019, 9:00 am - 4:00 pm

Silver River Knap-In and Stone Age Arts Festival Silver Springs State Park (1425 NE 58 AVE Ocala FL 34470)

Expert flint knappers, archaeologists, potters, hide tanners, bow makers and other specialists in prehistoric skills will gather from across the eastern U.S. to demonstrate and sell their arts. For more information: <https://www.floridastateparks.org/events/2019-silver-river-knap-and-stone-age-arts-festival>

Thursday, February 21, 2019, 10:00 am - 11:30 am

Prehistoric Weaponry and Tools, Central Ridge Branch Library (425 W. Roosevelt Blvd. Beverly Hills, FL 34465)

Join us for an informative talk presented by the Florida Public Archaeology Network. We often don't think of prehistoric peoples in Florida as being technologically advanced, but archaeological and historical data shows that native peoples were incredibly sophisticated in their tool use. This presentation can be tailored for all group levels, children to adult. Learn how Florida's native people utilized their environment to make tools and what kinds of weapons they produced.

<https://citruslibraries.evanced.info/signup/EventDetails?EventId=95547&lib=0&backTo=Calendar&startDate=2019/02/21>

Friday, February 22, 2019, 8:00 pm - 9:00 pm

Moon Over the Mounds - at Crystal River Archaeological State Park, Crystal River Archaeological State Park (3400 North Museum Pointe Crystal River FL 34428)

Moon Over the Mounds season has gotten rolling again. If you have yet to experience touring the Crystal River Archaeological State Park after dark... I highly recommend it. Follow the link below of all the information and for upcoming Moon Over the Mounds tours. <https://www.floridastateparks.org/events/moon-over-mounds-1>

Sunday, February 24, 2019, 2:00 pm - 4:00 pm

Archaeology Works: Hunting Tech! Florida Museum of Natural History @ University of Florida (3215 Hull Rd, Gainesville, FL 32611)

How would you put dinner on the table if you were living in prehistoric Florida? Archaeologists look at how artifacts like stone tools change through time to learn about advances in ancient hunting technology. Learn about these changes, as well as the atlatl, a prehistoric hunting tool used in Florida. Participants will get a chance to throw darts with an atlatl and make their own to take home!

<https://www.eventbrite.com/e/archaeology-works-hunting-technology-tickets-52496562632>

Friday, March 08, 2019, 10:00 AM - 11:30 AM

Archaeology in Florida State Parks Lakes Region Branch Library (1511 Druid Road Inverness, FL 34452)

When people first realize archaeology happens in Florida, it often surprises them to hear of how many active permits are issued to do work in state parks. Some of the digs are by field school where students learn the ABCs of excavation, while other digs are done in advance of construction or improvements to a park.

Saturday, March 9, 2019, 10:00 am - 4:00 pm

Pottery Day, Silver Springs State Park (1425 NE 58 AVE Ocala FL 34470)

Come for the day and learn more about historic and prehistoric pottery.

Friday, March 22, 2019, 8:00 pm - 9:00 pm

Moon Over the Mounds - at Crystal River Archaeological State Park.

Crystal River Archaeological State Park, (3400 North Museum Pointe Crystal River FL 34428)

Moon Over the Mounds season has gotten rolling again. If you have yet to experience touring the Crystal River Archaeological State Park after dark. Follow the link below of all the information and for upcoming Moon Over the Mounds tours. <https://www.floridastateparks.org/events/moon-over-mounds-1>

Ying Stones



by Joe Janowsky

This is the second of four articles by Joe Janowsky from Wellington, Florida, about the interesting stones from China that he was selling at our gem show on November 30, December 1, 2, 2018.

This beautiful stone is one of the four “classical” stones that were used as “Scholar Stones” from as early as the Tang Dynasty (618-907 A.D), and most likely from earlier times as well. The stones are prized for their shape, thinness, and for their rough, wrinkled appearance. They are found in Guangdong Province and in the Guangxi Autonomous Region in Southern China. The stones are of two types. The mineral composition is a limestone but recently some stones coming for Guangxi have a high percentage of iron in their makeup. These stones will

emit a metallic ringing sound when struck with metal.

The stones are generally found in the mountains, but they sometimes can be found in streams washed down from the mountains. Kemin Hu in her writing about “Modern Chinese Scholars’ Rocks” states that Ying Stones are created by the process of erosion and corrosion by wind and water over thousands of years. I believe, though, that the stones found in Quangxi that have iron in their makeup were formed differently. I suggest that these stones were formed by a thermal event that melted the iron ore in the stones, causing a flow of the mineral combining with the limestone. After cooling, millions of years of exposure to water and wind eroded most of the softer limestone and left the iron rich parts more intact, as a skeletal structure.

JUYING'S CHINESE STONES
mdm shells, stones & books

JUYING JANOWSKY
owner & importer

see us on amazon.com - search for Juyings Stones
(561)790-0097

11924 Forest Hill Blvd. Ste.10A #108
Wellington, FL 33414
open by appointment only

What is It?

Can you identify the specimen below?



Answer in this *Rock Talk*.

Last month's "What is It?"
Sulfur Crystal



Autunite

KELLY JOHNSON

MINERALS*FOSSILS*CABOCHONS
FLINTKNAPPED STONE BLADE KNIVES



buy / sell / trade retail / wholesale

...Yes I buy collections, lapidary equipment, etc...

email: KellyMineralsFossils@aol.com

facebook: Kelly minerals fossils

239-940-9773 SPRING HILL, FL

Lauren M Bell
Artist/Owner
Facebook.com/MadHouseMindWorks
www.MadHouseMindWorks.etsy.com

MAD HOUSE MIND WORKS

Handmade Steampunk Style Accessories
Award Winning Designs (2013 RAW Honolulu)

MadHouseMindWorks@Gmail.com

Other designs offered include:

Wire Wraps, Crystals and
Cast Aluminum Ant Hill Sculptures

Rovie Alford

Lapidary Equipment Repairs & Sales
Faceting, Capping, Tumblers, Saws and
Silversmithing

Phone 270-999-9144

roviae712@yahoo.com

Show Us Your Stuff

We're always looking for information for the *Rock Talk*. Club members would enjoy seeing other members' rock cutting and polishing equipment, display cabinets, projects, and favorite specimens. Take a photo and send it to your editors along with a description and we will be glad to include it in our newsletter.

Mike Stone
n1ve@amsat.org

**Tuesday Workshop
at the****Weeki Wachee Senior Citizens' Center**

Withlacoochee Rockhounds is giving workshops on wire wrapping (stones), chain making (jump rings) and possibly other related skills at the Weeki Wachee Senior Citizens' Center in Spring Hill. The workshops are normally on the **first Tuesday of the month from 9:00 AM until 12:00 noon**. The cost per workshop is \$1.00. To participate in the workshops, one must be a member of the *Withlacoochee Rockhounds*, which covers dues to the *Weeki Wachee Citizens Club*

Weeki Wachee Senior Citizens' Center.
3357 Susan Dr.
Spring Hill FL 34606

For more information call Judith at: 352-587-1702

Next Workshop

February 5th at 9:00 AM—12:00 PM

The project will be making a braided wire bezel with woven accents.

The instructor will be Lauren Bell

Each person will need to bring a spool of round 20-gauge wire and a spool of round 26-gauge wire. Also needed is an 18mm by 25mm or a 30mm by 40mm cabochon. Lauren will have cabochons for sale.

Your Favorite Specimen

We are always looking for something of interest for our club members. We're sure many club members have specimens in their collections that would be of interest to others in the club. If you would send us a digital photograph of your specimen we can publish it in the *Rock Talk*. A bit of information such as what it is, when, and where you found it would be great. If you don't have a digital camera, bring your specimen to a club meeting for others to see, and perhaps someone at the meeting could photograph it for the next issue of *Rock Talk*.

Rock Talk editors: Mike Stone and Peggy Burns

Use Our Website

I try to send an email to all members, with a link to the *Rock Talk* before the jewelry workshop, which normally is a week and a day before the club meeting.

If you don't receive an email with a link to the *Rock Talk*, you can access our website for the newsletter, club meeting program, and the project for the next Tuesday morning jewelry workshop.

Also, previous *Rock Talk* newsletters can be downloaded from our website. They have been posted from June 2016.

www.withlacoocheerockhounds.com

Mike Stone, editor/webmaster

Dues are Overdue

The club year runs from January 1st to January 1st, so it's time to sign up for the next club year. Janet, our treasurer, will be accepting membership forms and payments at the club meetings, or you can send the form and your check to:

Withlacoochee Rockhounds
PO Box 5634
Spring Hill, FL, 34611-5634

Withlacoochee Rockhounds



Bench Tips
by
Brad Smith



Bench Tips for Jewelry Making and Broom Casting for Creative Jewelry are available on Amazon

Protecting Finished Surfaces

I figure that any accidental scratch that I make on a piece means about 15 minutes of extra sanding and polishing. So after finishing major surfaces I typically cover them with some masking tape to avoid any scratches when doing final work like clean-ups and setting of stones. The blue masking tape used by painters works particularly well because it doesn't leave a sticky residue.



Painter's tape applied to protect the surface.

Pickle Precautions

A hot pickle pot gives off fumes that bother me in my home workshop. I get around that by using my pickle cold. I mix it a little stronger than for a hot pot so that it works almost as quickly. I keep it in a large-mouth plastic bottle and cap it off whenever I'm done using it.



Learn New Jewelry Skills With Brad's
How-To-Do-It Books
[Amazon.com/author/bradfordsmith](https://www.amazon.com/author/bradfordsmith)

Welcome New Members

Welcome new Withlacoochee Rockhounds club members: **Ryan Blumbhardt**, Orange Lake; **Stephanie Fyock and Hank, Scarlett, and Wyatt**; Homosassa; **Robert Jakob**, Westly Chapel; **Preston Manter**, Brooksville; **Victoria McIntyre**, Spring Hill; **Andrea Penn and Mark, Owen, and Price** Brooksville.

Jewels by Jude

Judith Birx
Member of Withlacoochee Rockhounds
Judithbirx@hotmail.com
Natural Stone Jewelry , Wire Wrapping ,
Crystals , Beading

352-587-1702



Upcoming Gem and Mineral shows

3/1/19-3/3/19 Suncoast Gem and Mineral Society, Gem, Mineral and Jewelry Show and Sale. Friday and Saturday, 10:00 AM -6:00 PM, Sunday, 10:00 AM – 5:00 PM
Mineral Hall, 6340 126th Ave. North, Largo, FL 33773

Scott Metal Art and Lapidary
Unique Artisan Jewelry
With a Southwestern Flair

Bennett Scott

678-642-7953
bscott@scottmetalart.com



RALPH BARBER

STONE JEWELRY
bottle wind chimes

Hernando County Farmers Market
US 19
Spring Hill Fl

352 200 6852

barbersbloomers@hotmail.com

Next Meeting, Wednesday February 13th, 7:00 PM at the Weeki Wachee Senior Citizens Center

Withlacoochee Rockhounds

Membership Form

Annual Dues: Individual member, \$20. 00. Under 18 years of age, \$5.00.
Check if new member

Please Print Clearly

Last name _____ First Name _____ Check if under 18

Street Address: _____

City _____

State _____

ZIP _____

Phone Number (s) _____

Email address: _____

**Give this completed form along with your check for dues made out to
"Withlacoochee Rockhounds" to club secretary Janet Wheeler at a
club meeting. Or mail the form and your check to:**

Withlacoochee Rockhounds

PO Box 5634

Spring Hill, FL 34611-5634

Rock Talk

Withlacoochee Rockhounds

Our monthly club meeting is held at the
Weeki Wachee Senior Citizens Club,
3357 Susan Dr., Spring Hill, FL 34606, on
the 2nd Wednesday of each month
from 7:00 to 9:00 PM



www.withlacoocheerockhounds.com

Your Business Card Size Ad in Rock Talk

The cost for non-club members to advertise their businesses in *Rock Talk* is \$10.00 per month. . Contact Mike Stone to set up an ad in both the club newsletter and our website. It will benefit both your business and our club.

Advertisers Needed

Please help us find advertisers for the *Rock Talk* and our website. The club can use the monthly income. Both the *Rock Talk* and our website have more exposure than only club members

Contact club treasure Janet Wheeler: ceecgirl@tampabay.rr.com
or send to:
Withlacoochee Rockhounds
PO Box 5634
Spring Hill, FL 34611-5634

Withlacoochee Rockhounds
PO Box 5634
Spring Hill, FL 34611-5634

Withlacoochee Rockhounds

Purpose

We are a non-profit organization whose purpose is to foster interest and promote knowledge of minerals, gems, fossils, lapidary arts, and earth sciences, through regular meetings, informative programs, workshops, and field trips. PLUS our annual gem and mineral and jewelry show. Membership is open to anyone sharing such interests.

Dues

Dues are \$20.00 annually for adults and \$5.00 annually for children under 18 years of age.

Club Meeting Location and Time

Weeki Wachee Senior Citizens Center, 3357 Susan Drive in Spring Hill. The meetings are held on the second Wednesday of the month at 7:00 PM.

2019 Club Officers and Appointees

President.....	Judith Bix.....	352-587-1702.....	judithbix@hotmail.com
Vice President.....	Mark Moore.....	352-586-9607.....	markles@bellsouth.net
Secretary.....	Melodye Steverson.....	352-683-9496.....	melodye@designsbymelodye.com
Treasurer.....	Janet Wheeler.....	727-938-3644.....	ceecgirl@tampabay.rr.com
Rock Talk Editors.....	Mike Stone / Peggy Burns.....	603-524-0468.....	n1ve@amsat.org
Club Web Master.....	Mike Stone.....	603-524-0468.....	n1ve@amsat.org
Mailing Reporter.....	Janet Wheeler.....	727-938-3644.....	ceecgirl@tampabay.rr.com
Gem Bag Coordinator.....	Gloria DuPont.....	352-848-5199.....	ddupont@tampabay.rr.com
Audio/Visual Coordinator.....	Michael Steverson.....	407-376-5570.....	highlander56@gmail.com

Board of Directors

Ralph Barber (past president)
Judith Bix (president)
Linda Spaulding (2020)
Melodye Steverson (secretary)

Ginny Steverson (2021)
Mike Stone (2019)
Lynn Walters (2021)
Janet Wheeler (treasurer)