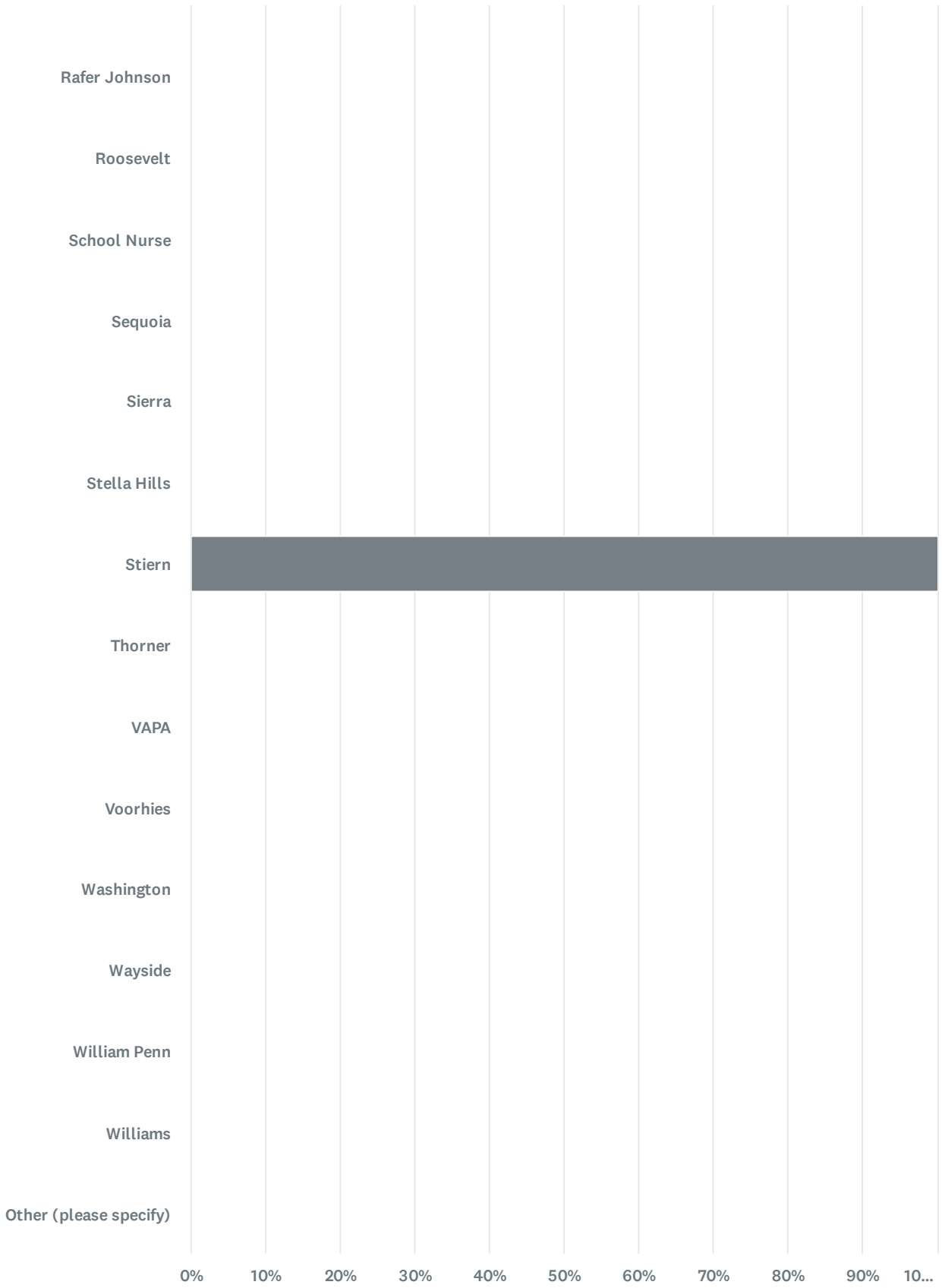
























2025-2026 BETA Administration/Site Climate Survey

























Answer Choices	Percentage	Responses
Total		7

2025-2026 BETA Administration/Site Climate Survey

Answer Choices	Percentage	Responses
 Casa Loma	0%	0
 Cato	0%	0
 Chavez	0%	0
 Chipman	0%	0
 College Hts	0%	0
 Compton	0%	0
 Curran	0%	0
 Downtown	0%	0
 Ed Center/District Office	0%	0
 Eissler	0%	0
 Emerson	0%	0
 Evergreen	0%	0
 Fletcher	0%	0
 Frank West	0%	0
 Franklin	0%	0
 Fremont	0%	0
 Garza	0%	0
 Harding	0%	0
 Harris	0%	0
 Horace Mann	0%	0
 Hort	0%	0
 Jefferson	0%	0
Total		7

2025-2026 BETA Administration/Site Climate Survey

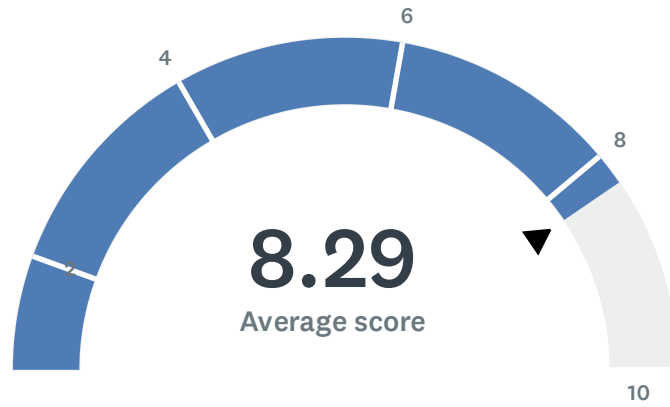
Answer Choices	Percentage	Responses
 Lincoln Jr. High	0%	0
 Longfellow	0%	0
 McKinley	0%	0
 MLK	0%	0
 Mt.Vernon	0%	0
 Munsey	0%	0
 Nichols	0%	0
 Noble	0%	0
 Owens Elementary	0%	0
 Pauly	0%	0
 Pioneer	0%	0
 Rafer Johnson	0%	0
 Roosevelt	0%	0
 School Nurse	0%	0
 Sequoia	0%	0
 Sierra	0%	0
 Stella Hills	0%	0
 Stiern	100.00%	7
 Thorner	0%	0
 VAPA	0%	0
 Voorhies	0%	0
 Washington	0%	0
Total		7

2025-2026 BETA Administration/Site Climate Survey

Answer Choices	Percentage	Responses
 Wayside	0%	0
 William Penn	0%	0
 Williams	0%	0
 Other (please specify) Show responses	0%	0
Total		7

Q2 Site administration is sensitive to the needs of students, staff, and the community.

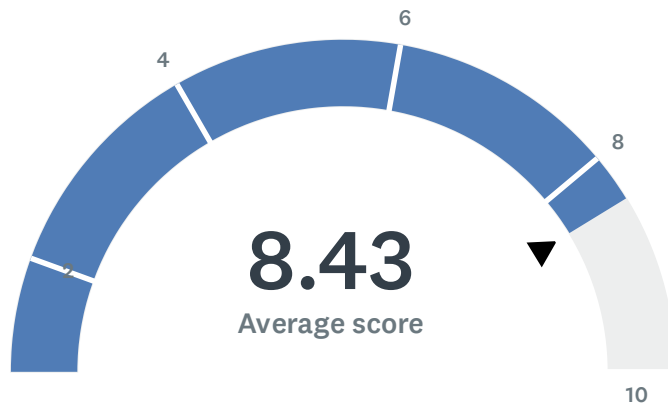
Answered: 7 Skipped: 0



Basic statistics (i)				
Minimum	Maximum	Median	Mean	Standard Deviation
3.00	10.00	9.00	8.29	2.25

Q3 Site administration treats staff with respect; you feel like a valued member of a team.

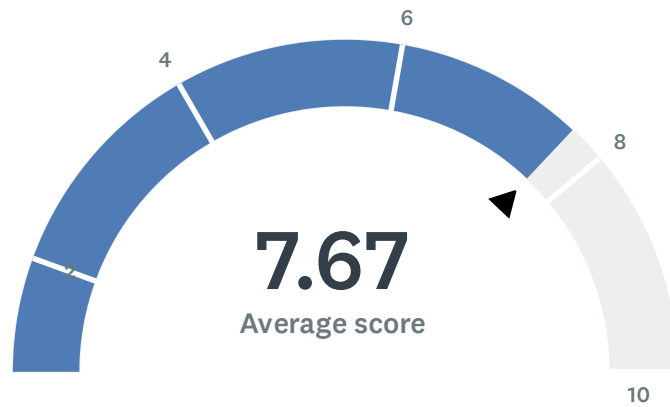
Answered: 7 Skipped: 0



Basic statistics (i)				
Minimum	Maximum	Median	Mean	Standard Deviation
3.00	10.00	10.00	8.43	2.44

Q4 Site administration conducts classroom visits in the least disruptive manner and leaves timely feedback (within 48 hours).

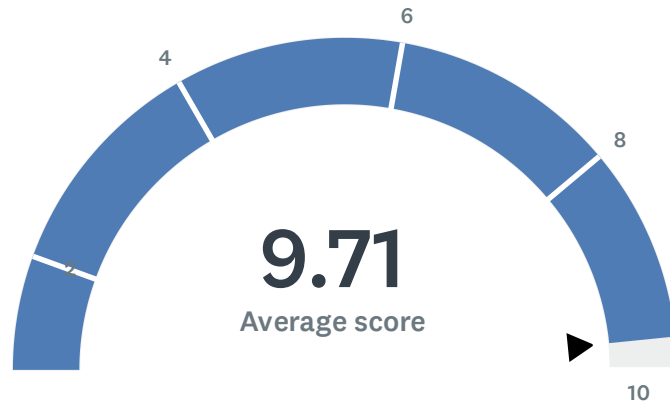
Answered: 6 Skipped: 1



Basic statistics (i)				
Minimum	Maximum	Median	Mean	Standard Deviation
3.00	10.00	9.00	7.67	2.75

Q5 Site administration follows the contract and respects personal rights.

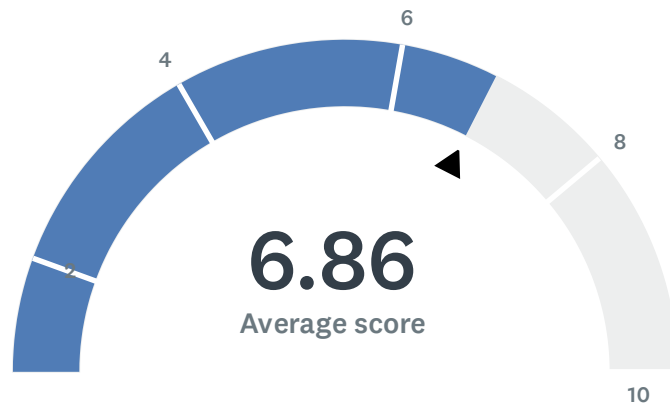
Answered: 7 Skipped: 0



Basic statistics (i)				
Minimum	Maximum	Median	Mean	Standard Deviation
9.00	10.00	10.00	9.71	0.45

Q6 Administration utilizes staff according to their job description (ie. Coaches, APL's, Specialists & Staff).

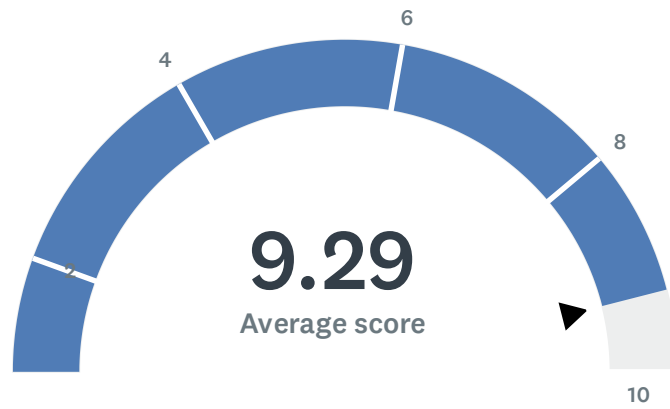
Answered: 7 Skipped: 0



Basic statistics (i)				
Minimum	Maximum	Median	Mean	Standard Deviation
3.00	10.00	7.00	6.86	2.64

Q7 Administration maintains open communication with staff, parents, and students.

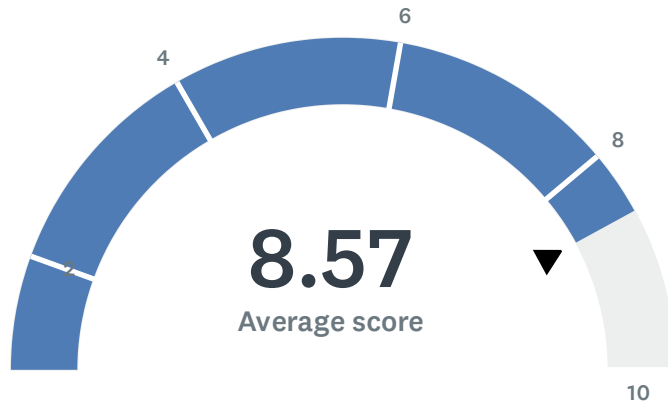
Answered: 7 Skipped: 0



Basic statistics (i)				
Minimum	Maximum	Median	Mean	Standard Deviation
7.00	10.00	10.00	9.29	1.16

Q8 Administration supports staff against attacks and criticism from parents.

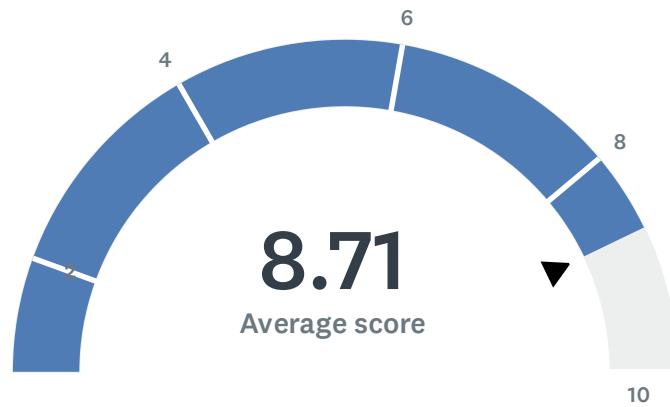
Answered: 7 Skipped: 0



Basic statistics (i)				
Minimum	Maximum	Median	Mean	Standard Deviation
5.00	10.00	10.00	8.57	1.84

Q9 Site administration treats all teachers equally; there is no preferential treatment.

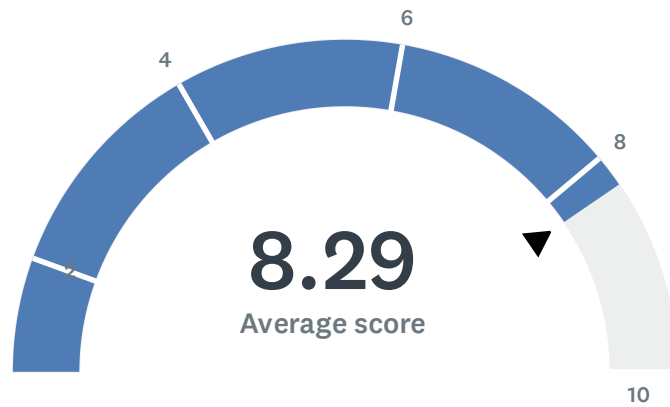
Answered: 7 Skipped: 0



Basic statistics (i)				
Minimum	Maximum	Median	Mean	Standard Deviation
5.00	10.00	10.00	8.71	1.83

Q10 Site administration has been supportive and minimizes additional stress.

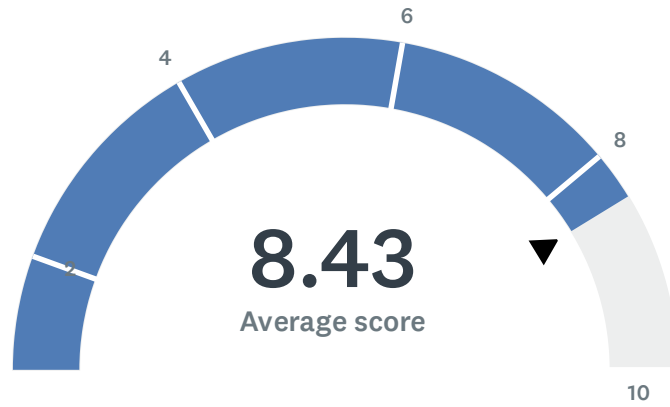
Answered: 7 Skipped: 0



Basic statistics (i)				
Minimum	Maximum	Median	Mean	Standard Deviation
5.00	10.00	8.00	8.29	1.75

Q11 Administration communicates expectations and information in an effective and timely manner.

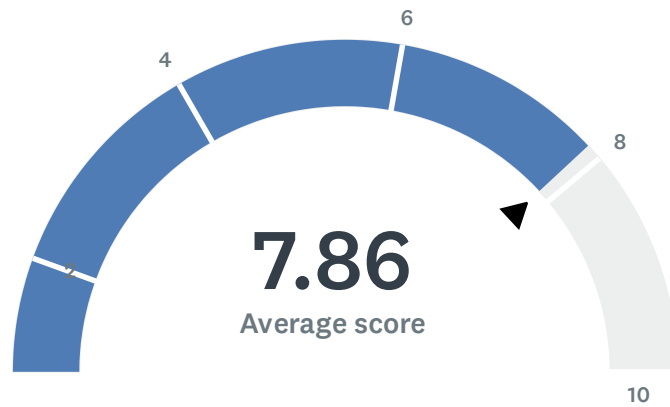
Answered: 7 Skipped: 0



Basic statistics (i)				
Minimum	Maximum	Median	Mean	Standard Deviation
5.00	10.00	10.00	8.43	1.99

Q12 Your site administration ensures positive working conditions at your worksite.

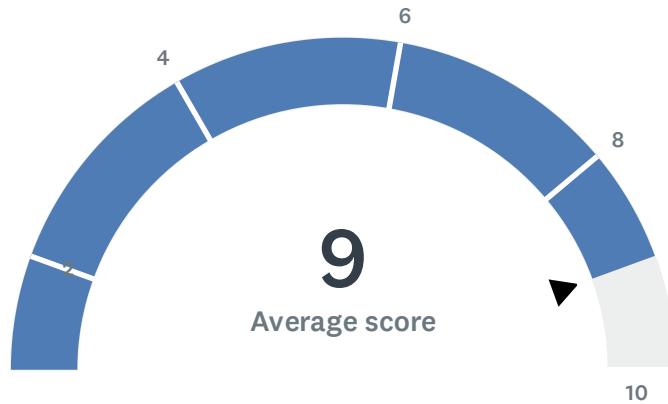
Answered: 7 Skipped: 0



Basic statistics (i)				
Minimum	Maximum	Median	Mean	Standard Deviation
5.00	10.00	8.00	7.86	1.64

Q13 Site administration is thoughtful/smart when calling "Inclement Weather" (rainy day, extreme temperatures, too windy, air quality, etc.) schedule.

Answered: 7 Skipped: 0



Basic statistics (i)				
Minimum	Maximum	Median	Mean	Standard Deviation
5.00	10.00	10.00	9.00	1.69

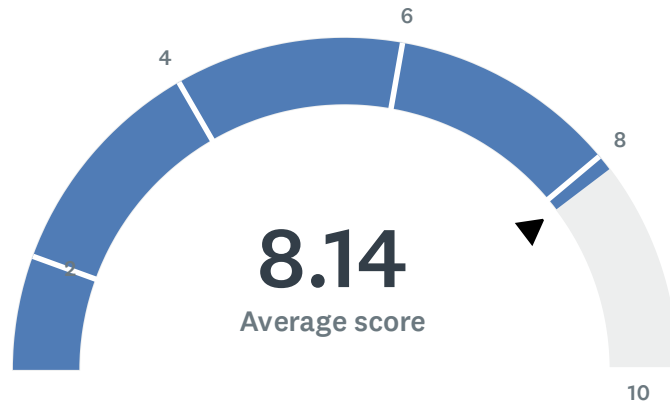
Q14 Do you have any comments, thoughts, or concerns about site administration?

Answered: 5 Skipped: 2

#	RESPONSES
1	We have had admin changes this and it has really made a difference. We have more structure and support all around. It's been a huge improvement in climate and support.
2	APL gives me a hard time with orders.
3	Our new principal is amazing and very supportive! She is able to support all teachers and communicate efficiently and effectively.
4	We have a new principal from the high school district and she is very receptive to staff ideas. You can tell she has experience at the high school district and realizes some of the issues we are having preparing our kids for high school. She's been super supportive and started the process of making sure all the moving pieces know their expectations. Follow through and support has been amazing this year. I'd highly recommend our school with the current leadership.
5	Our new principal has met and exceeded all of our high expectations. The overall feeling of professionalism and confidence has risen. I have had nothing but positive experiences with her and hope she continues on with us for years to come.

Q15 Site staff is involved in setting school policies and budgetary priorities.

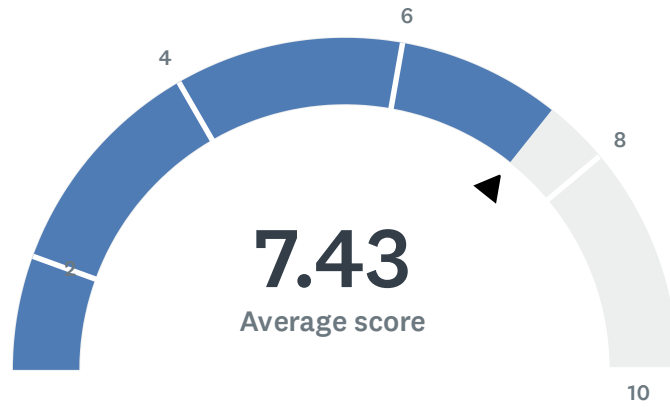
Answered: 7 Skipped: 0



Basic statistics (i)				
Minimum	Maximum	Median	Mean	Standard Deviation
6.00	10.00	8.00	8.14	1.73

Q16 Site meetings are productive and not excessive.

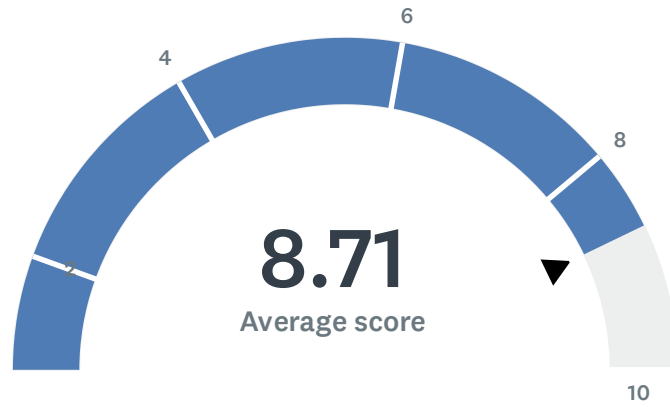
Answered: 7 Skipped: 0



Basic statistics ⓘ				
Minimum	Maximum	Median	Mean	Standard Deviation
3.00	10.00	7.00	7.43	2.56

Q17 Meetings, 504s, and/or IEPs scheduled outside of contractually guaranteed planning/preparation time?

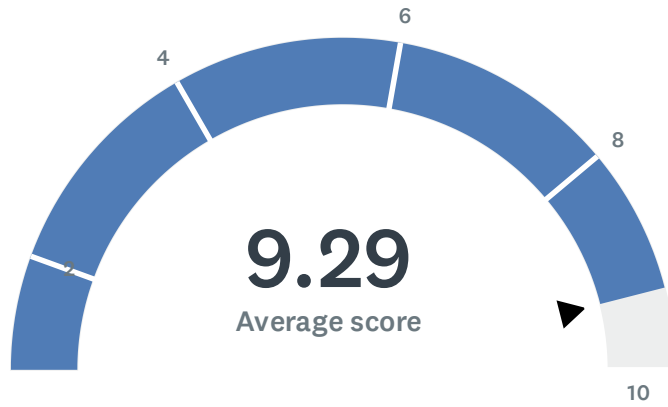
Answered: 7 Skipped: 0



Basic statistics (i)				
Minimum	Maximum	Median	Mean	Standard Deviation
5.00	10.00	9.00	8.71	1.67

Q18 My site receives daily, consecutive, uninterrupted planning/preparation time. (30 minutes / 40 minutes)

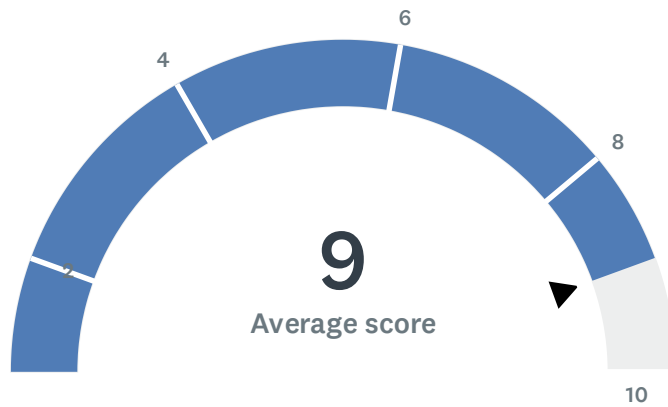
Answered: 7 Skipped: 0



Basic statistics (i)				
Minimum	Maximum	Median	Mean	Standard Deviation
6.00	10.00	10.00	9.29	1.39

Q19 Staff is given time (on duty) to input district-required data (i.e., Benchmarks, Dibels, CFAs, Report Cards, etc.).

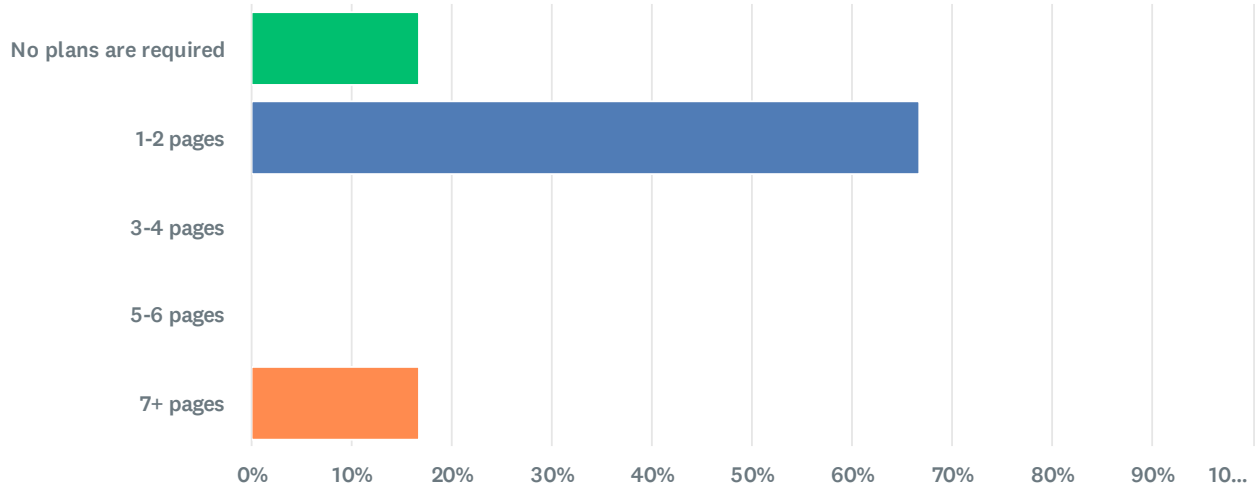
Answered: 7 Skipped: 0



Basic statistics (i)				
Minimum	Maximum	Median	Mean	Standard Deviation
6.00	10.00	10.00	9.00	1.41

Q20 Teachers are required to submit complete, but not excessively lengthy lesson plans.

Answered: 6 Skipped: 1



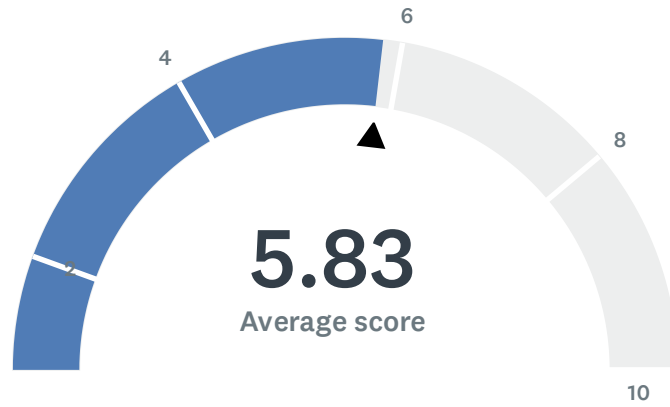
Answer Choices	Percentage	Responses
● No plans are required	16.67%	1
● 1-2 pages	66.67%	4
● 3-4 pages	0%	0
● 5-6 pages	0%	0
● 7+ pages	16.67%	1
Show comments		
Total		6

2025-2026 BETA Administration/Site Climate Survey

#	COMMENT	
1	We do have a new lesson plan template that does seem like a waste of time when we are updating our unit plans weekly. But it is not a huge ask of us as a staff. Not excessive by any means.	
2	Weekly PLT agendas and Unit Plans are shared with admin and coaches.	
3	We turn in a weekly PLT agenda but nothing else	

Q21 Staff (teachers and/or coaches) have recess duty.

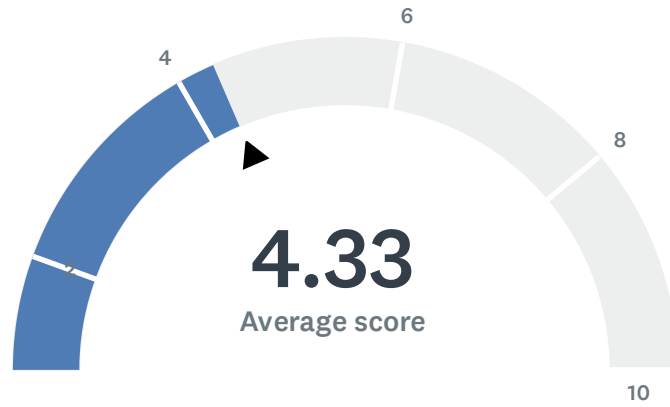
Answered: 6 Skipped: 1



Basic statistics ⓘ				
Minimum	Maximum	Median	Mean	Standard Deviation
1.00	10.00	6.50	5.83	3.34

Q22 Staff (teachers and/or coaches) have bus (arrival/dismissal) duty.

Answered: 6 Skipped: 1



Basic statistics (i)				
Minimum	Maximum	Median	Mean	Standard Deviation
1.00	9.00	4.00	4.33	3.14

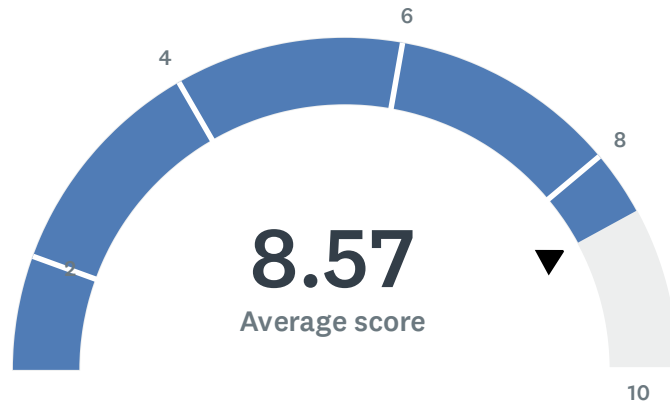
Q23 Do you have any comments, thoughts, or concerns about site operations, duties, and responsibilities?

Answered: 3 Skipped: 4

#	RESPONSES	
1	We do not have assigned yard or walker duty. We are asked to come when they are short staffed but, it is not terrible or expected.	
2	It would be nice to receive our supplies in a timely manner. Whether supplies are already on campus or needing to be ordered, it takes from 3 weeks to 2 years to get materials.	
3	APL, Coaches and aides have morning and dismissal duty. Teachers do not. The site meetings we have are required by the district but are almost never productive (due to district madates). The only issue we have specific to our site with this, this year, is the meeting dates tend to get rescheduled and it's hard to plan around them.	

Q24 Staff and students feel safe.

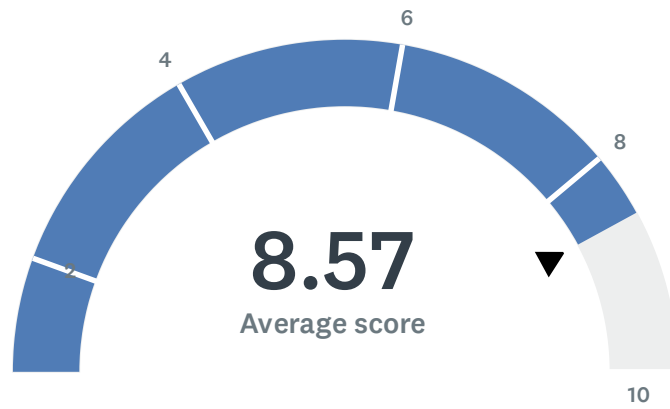
Answered: 7 Skipped: 0



Basic statistics (i)				
Minimum	Maximum	Median	Mean	Standard Deviation
5.00	10.00	9.00	8.57	1.59

Q25 Administration has been helpful and supportive regarding student discipline.

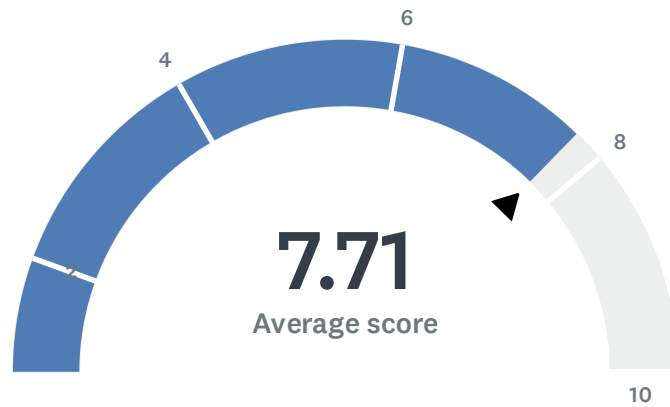
Answered: 7 Skipped: 0



Basic statistics (i)				
Minimum	Maximum	Median	Mean	Standard Deviation
4.00	10.00	10.00	8.57	2.13

Q26 Teachers have been given or trained to use effective tools to improve behavior.

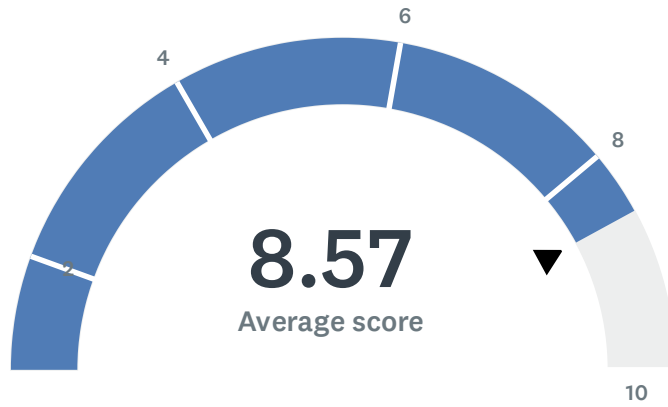
Answered: 7 Skipped: 0



Basic statistics (i)				
Minimum	Maximum	Median	Mean	Standard Deviation
6.00	10.00	7.00	7.71	1.28

Q27 Administration supports classroom discipline procedures and follows District discipline guidelines.

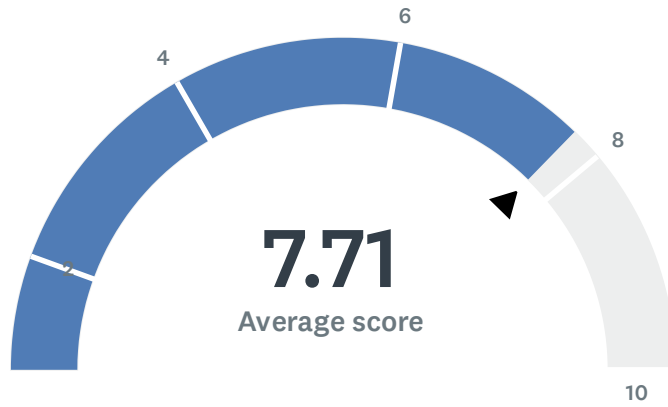
Answered: 7 Skipped: 0



Basic statistics (i)				
Minimum	Maximum	Median	Mean	Standard Deviation
5.00	10.00	9.00	8.57	1.76

Q28 When ODRs (office disciplinary referrals) are written, the teacher's word is valued and trusted.

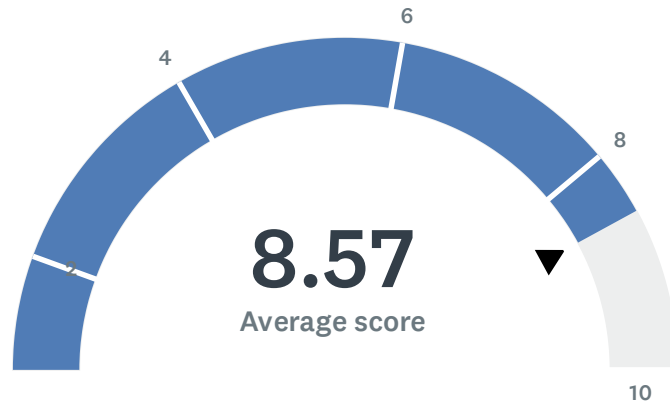
Answered: 7 Skipped: 0



Basic statistics (i)				
Minimum	Maximum	Median	Mean	Standard Deviation
6.00	10.00	8.00	7.71	1.39

Q29 My site has a positive atmosphere.

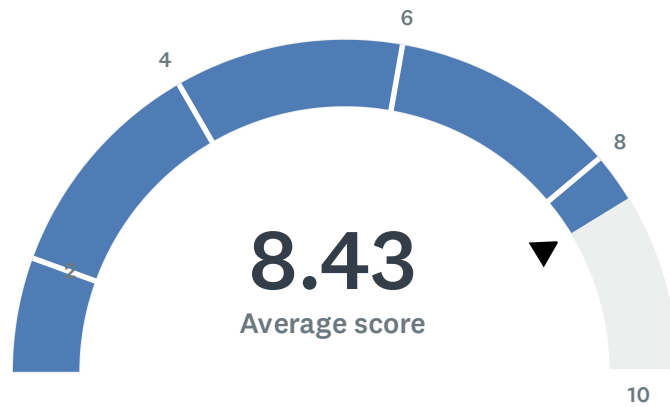
Answered: 7 Skipped: 0



Basic statistics ⓘ				
Minimum	Maximum	Median	Mean	Standard Deviation
5.00	10.00	10.00	8.57	1.84

Q30 I would recommend my site to other employees and prospective teachers.

Answered: 7 Skipped: 0



Basic statistics (i)				
Minimum	Maximum	Median	Mean	Standard Deviation
4.00	10.00	10.00	8.43	2.13

Q31 Do you have any final comments, thoughts, or concerns about PBIS, Discipline, and/or Site Atmosphere?

Answered: 3 Skipped: 4

#	RESPONSES
1	I disagree with our PBIS program. It is not ran well or efficiently. We as a staff do not use the program as well as we could.
2	This year has been a million times better than last year. It is amazing to have a principal that holds the line and does not try to sweep stuff under the rug. Students are actually being held to the rules and standards. The only thing that could be better is the timing on processing referrals and making sure all details are documented in Aeries. (As no fault to our admin due to laws, students with accommodations, IEPs, 504s, or BIPs are allowed a lot less boundaries and other students are upset/frustrated when there is a lack of consequences. We need a district and state change in this area.)
3	Admin has an open door policy and you can see the changes when concerns are brought to their attention. I would highly recommend our school to others. We hope it continues.

Q32 Do you have any overall comments about your site and/or its administration?

Answered: 4 Skipped: 3

#	RESPONSES
1	Our admin has improved overall. I feel like we have a boss. I do think our Coaches are not used efficiently or correctly, they could be used to better support our newer teachers. Our APL is improving but still issues with being paid for overtime.
2	Ordering my supplies is not time efficient, and APL gives hard time about it.
3	I love our new principal! Please don't take her away!
4	Our SET program on campus happened to have a lot of extreme behaviors this year. We finally got support from district office, it's not fair our 2 Admin are required to handle a school of 800+ students and the SET program with no extra help. With the amount of time/energy spent this year on that program we need another administrator to handle that part of our campus.