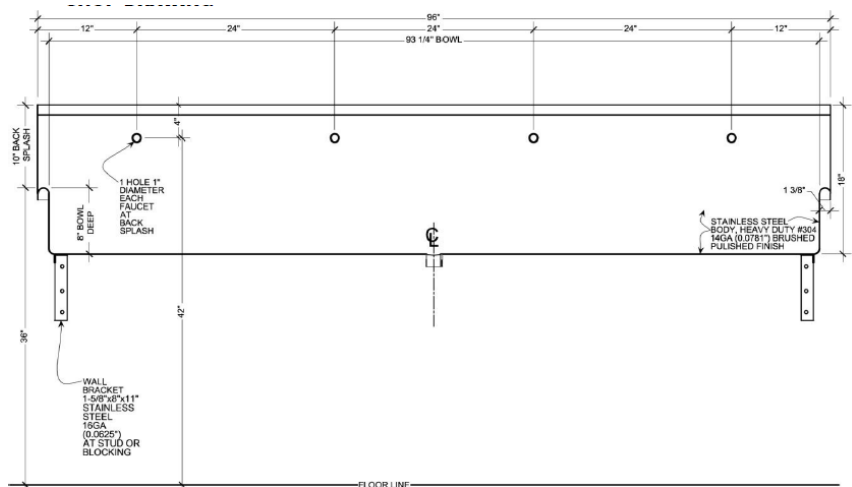
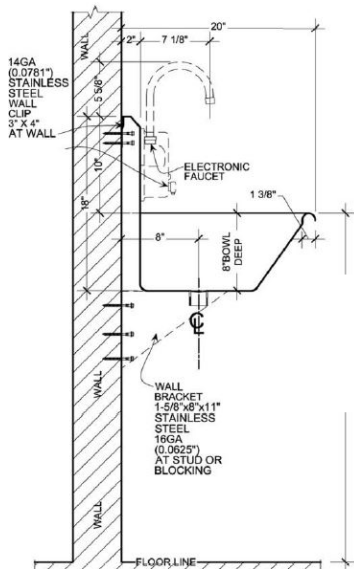
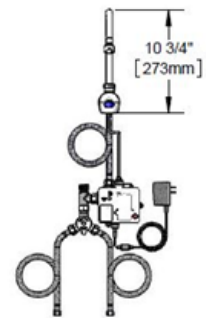


Wicketts Stainless SPECIFICATION

Commercial Sink Heavy Duty
Wash Up Sink



Model Number	A	B	C	D	F
WWT-9620-SF-WB	96	20	93	8	10

Engineering Specification:

14 gauge, type 304 stainless steel wash sink. Top 1-3/8" rolled rims. 1-1/2" welded in drain. Sensor faucets are AC/DC with mixing valves Exposed surfaces polished to a satin finish. Supported on (2) wall brackets and clips.

Wicketts Stainless, LLC.
 2618 San Miguel Dr. Bldg. # 376
 Newport Beach, CA 92660
 Tel: 951-858-2548
 Fax: 951-638-9059
 sales@wickettsstainless.com
 www.wickettsstainless.com



Approved for Manufacturing
 Company: _____
 Signature: _____
 Print: _____ Date: / /