

September 2025

www.nmra-scwd.org

Volume 57 No. 1

Super's Report

Art Dawson
Division Superintendent

Hello fellow modelers,

Summer has certainly been a hot one this year! I've been staying busy with lots of projects around the house, even have found time to get some work done on my layout.

The picnic was well attended, and good food and good camaraderie enjoyed by all. John has the official report for us later in this issue as well as several pictures. Roy Grants layout was nice to see, and an enjoyable addition to the day.

The National Convention was extremely well attended last month, and I found it very well organized with more clinics, layouts, tours and operating sessions than one person could attend! If you found yourself bored, it was your own fault. Ken H. has a report for us later in this edition. If you would like to discuss it with attendees at the next meeting, check in with Dave Dingman, John Haverberg, Bill Weber or myself in addition to Ken. Several of the wives attended as well, and everyone had a good time. I even had an opportunity to stop and visit Bruce Chubb's layout in Grand Rapids on the way home.

Next summer the National is in Chattanooga, TN. Information is available on the NMRA website. A little longer drive, but not too bad.

I look forward to seeing you at the September meeting!

Thanks!

Art Dawson, SCWD Superintendent
Model railroading is fun!

Next SCWD Meet
Verona Senior Center, Verona
September 7, 2025

Next BOD Meeting:
September 9, 2025, 6:30 PM
ZOOM Meeting



Next Youth Group
Verona Senior Center, Verona
September 13, 2025

**Ironman Wisconsin is
September 7th!
Plan your travel
accordingly to the
Verona Senior Center
for our
September meeting!**

Contest Column

Dave Down, Chair

A new season of meetings is starting, which means new opportunities to participate in the model and photo contests. The themes for each month will be on the website under the Contest tab and also announced each month in the Bad Order. As always, if you have an idea for a contest theme please send me an email.

For our first meeting back (Sep) the theme is **Freight Cars**. My guess is most of you have some freight cars on your layout. If not, this month will be a great time to get at least one. There will be four categories in the contest, as noted below. The theme will apply to both the models and the photographs.

September: **Freight Car**

- Box Car
- Open Hopper
- Gondola
- Refrigerator

Since it is a “new modeling year”, I once again encourage each of you to set a “new year resolution.” A good resolution would be for everyone to submit at least one model and one photo in the next nine months. The full list of themes for the year will be posted on the website so you can plan ahead. (It was also in the July Bad Order.)

Popular Vote Model and Photo Contests

1. Popular vote contests shall be held at each regular membership meeting except when we have the modeling project entries.
2. The theme of models and photos to be entered in the Popular Vote Contests each month shall be determined by the Model and Photo Contest Chair with the approval of the BOD and published in advance in the Division newsletter, the Bad Order.
3. Categories shall be determined by the Contest Chairs and published in the Bad Order in advance.
4. Each member present at the meeting may vote for their favorite model and photo in each category. A first, second, and if necessary, a third award will be given to entries receiving the most votes in each subclass.
5. Photo entries should be either 4”x 6” or 5” x 7” in size in B&W or Color. Larger photos will not be considered entries, but can be shown as “Display Photos”
6. The categories for photos will match the categories for the model contest unless otherwise noted in advance. You may enter up to 3 photos in each category. You may enter photos in multiple categories.
7. All contest entries must be logged in on the appropriate category sheet, with the entry number placed on a tag that goes on or next to the model or photo.

Everyone who votes likes to see which entries received awards, and some would like to ask questions of the modelers or photographers, so if at all possible, at the end of the meet, please return to the contest area to see if anyone has questions before retrieving your entries.

Dave

Clinic Column

Bob Wundrock

I hope all of you had a safe summer and didn't neglect your hobby!

I have scheduled two familiar faces for our September 7th meet.

Our first clinician will be Gary Saxton. Gary will present his "Four Mini Clinics" about establishing a signal system.

He'll talk about using programable LEDs (Neopixels); wireless communication between signal nodes; using only micro controllers; and infrared occupancy detection.

Our second clinician will be Brian Sheron, MMR from the East Coast. He'll present his "Modeling Urban Scenes" clinic.

Brian's HO scale Long Island Rail Road primarily models many urban and suburban scenes found on Long Island, including Brooklyn, Queens, and Penn Station in Manhattan, and the town of Huntington further out in Suffolk County. His clinic focuses on how to plan an urban scene for your layout, identifying the key elements that make up urban scenes, and then explaining what the key modeling components are for each element, and how they all can be combined to produce realistic scale model urban scenes. Brian discusses how to create realistic backdrops for urban scenes. He also discusses using techniques such as "cutaways" to model underground stations, and also modeling overhead subways, or "Els". His clinic presentation contains many photos that illustrate the techniques described.

See you virtually.

Bob

Layout Tours

Phil Hottmann

We are going to get the season started with a trip to Waunakee. We plan to visit Bob Gugel's layout. We have seen this layout before. Bob does some creative work. I also would like to get a second layout if I can make the arrangement.

I still have a few openings left to fill out the rest of the season. I know a number of you are working on layouts and I'm certain everyone would love to see. Please let me know if you would like to be open.

Phil

Modeling Project

Mike Vivion

The 2025-2026 Modeling Project will involve the construction of a mini-diorama around one of the Walthers Craftsmen kits. I will reveal what kit has been selected and give suggestions for its construction and use in a mini-diorama at our September 7th meeting and again at the October meeting. The Walthers kit will be available in HO and N scales, but not O scale. Last chance to sign up for the project will be at our December 2025 meeting.

As in previous years, you will receive materials (i.e., the kit) not later than our November meeting, and you must complete the mini-diorama and bring it in for popular-vote judging at our April, 2026 meeting. All contest rules will be posted on the SCWD web site by not later than the end of this September. One change in this year's project is that a \$15.00 deposit will be required to participate. This increase is due to the increase in prices of the kits. Also, the deposit will be forfeited, if the mini-diorama is not brought to the April 2026 meeting for judging. We will have 1st, 2nd and 3rd place prizes for each scale in this year's project.

I hope to see all of you at our September meeting and that you will be ready to sign up for the project. Note, your deposit must be paid before the kit can be picked up.

Mike Vivion

Modeling Project Chair

Youth Group

Steve Preston, Chair



We started the day off when Karl Hauth met me at my house for our trip to the National Railroad Museum in Green Bay.

After a pleasant drive there, we got to the museum at about 10:15. Once there we hooked up with a gentleman named Justin Lambrecht. He bent over backwards to make sure we had a good time.

Justin took us on a tour where most of the public can't go to. He showed us the room where they kept the archives of many old and rare magazines. Many first additions of Trains and Model Railroader and other related items. He also explained about many other items for about 40 minutes before we took our train ride around the grounds.



Afterwards the group got to go inside cab of the locomotive, and were shown the engine and other parts.



Once we were done with that, everyone had a picnic lunch inside the main train room. From there everyone was on their own to explore the grounds for the rest of the day. Sorry Phil, you missed out.

Steve Preston
Youth Group Director
Membership Chairman

AP Corner

Ken Hojnacki



The NMRA National convention provided a couple of interesting AP-related happenings. First, you may recall Rusty Dramm's O-scale caboose shown in previous issues after winning a merit award toward his AP Cars certificate. Well, Rusty took a wild shot and entered the caboose in the judged contest at the convention. To his great delight, Rusty won First Place-Caboose, his first National contest winner. Congratulations, Rusty. Now on to the next one.



So changes have been made to a couple of categories by the Achievement Program. First, something I have been asked about for a few years, background buildings. The old requirements stated there had to be a complete building for the structure AP. After much discussion, background buildings will now be allowed. New instructions can be found on the NMRA AP site and in part state: "Up to 3 of the 12 total models may be "low-relief" structures, defined as structures without one modeled wall (against the backdrop or open on the aisle) with at least 10 scale feet depth (front to back) of side walls and roof that are super-detailed. Flats with no appreciable roofs or side walls are not considered "low-relief" structures and are not eligible under the following conditions: there must be three complete, detailed walls-the fourth can be plain material or open; the side walls must be at least 10 scale feet deep. There you have it, time to look at your background buildings and see if they qualify. The new form for structures can be found at:

<https://www.nmra.org/sites/default/files/education/achievement/pdf/2025-soq-struc-fillable.pdf>

In discussing the effect of my vision loss on completing my Car AP, Fred Headon, MMR, commented that I could build some Intermountain kits. What? It's a kit! Confirming what Fred said, two other MMRs and the National AP Chair confirmed: complex kits such as Intermountain, Branchline Blueprint, etc. DO qualify toward the four non-merit cars. Why? Because they have separately applied grab irons, ladders, brake equipment including air lines, etc. In fact, one MMR did a clinic on how he used LaBelle wood car kits for his own AP award. I was flabbergasted. I have several Intermountain and Branchline kits running around my railroad now, so I probably have four cars toward my 8-car requirement. I did not ask if the same applied to structure kits like FineScale or laser kits requiring separately applied details, but I will be finding out. There are at least two SCWD members who have built these kinds of kits and even kitbashed some, so they might be able to work toward the structure AP after all. Stay tuned.

Ken

SCWD Summer Picnic 2025

2025 SCWD Summer Picnic Review

John Haverberg

The 2025 Summer Picnic was held on July 12th at Little Americka Amusement Park in Marshall. About 60 SCWD members and their guests attended. The weather was great and steam engines ran even though it was NOT the Park's Railway Day. A pre-picnic layout tour at Roy Grants' was also held. Thanks, Roy, for opening your new layout for viewing!

Angelos' was contracted to serve the picnic again this year. The caterer and his wife had the food ready at 12:30 pm as requested. Four primary meats (burgers, brats, chicken breasts, and pulled pork) and buns were offered as well as hot dogs for the younger kids. Hot baked beans, a cheese plate, veggies, condiments, and chips were also included as well as cookies for dessert. A variety of cold sodas, bottled water, and ice were available for drinks. Attendees provided very positive comments, again, to me and the caterers! And the overall cost was the same per person as last year.

The SCWD Board chose to hold the picnic the week before the Little Americka Railway Day because of a conflict with the National NMRA Train Convention in Novi, Michigan. Several SCWD members and spouses were able to attend both our Picnic and the National Convention including my wife and myself. Thanks to the Board for that change.

For those who attended the Picnic, I hope you had a good lunch and a good time at the Park. For those who couldn't attend, there will always be next year!

John Haverberg, SCWD Summer Picnic Chairperson



Photos courtesy of
Superintendent
Art Dawson





NMRA NEWS



Novi NMRA National Convention

In July, my wife Shirley and I travelled to the 90th anniversary NMRA National Convention in Novi, Michigan, a northern suburb of Detroit. After a pleasant voyage across Lake Michigan on the SS Badger car ferry, festivities didn't begin until Monday morning. This is part of the NMRA's new approach at Nationals down to 6 days instead of 7. The unofficial total attendance figure we heard was 950, a great-sized event. I joined Bill Weber and Steve Sweeney for several outside events. I also saw others from the SCWD contingent including Rusty and Deana Damm, Art Dawson, Dave Dingman and John and Diana Haverberg.

Monday started the week with a full round of clinics and self-driving layout tours. While there were no buses to make the layout rounds, the openings were all scheduled geographically, so you could see as many or as few as you liked without driving across town. This makes it a whole lot easier to see more layouts as some were only blocks apart. The selection of layouts ranged from small to large in N, HO, 1:72, S and O both 2 and 3-rail, and in standard gauge and narrow gauge. There was some great modeling to see. Each day, a number of layouts held operating sessions for attendees. These filled up fast but Bill, Steve and I were lucky enough to operate on three railroads—two in HO and one compact but fun layout in N. The Operations Road Show layout, which was an HO layout that last operated at the Kansas City National, is now under new management and is a compilation of FreeMo N-scale modules from around the country which were set up in the ballroom of the convention hotel. Bill, Steve and I did get to operate on that layout, which was an intensive Timetable/Train Order operation.

There were a number of prototype and general interest tours, but we were too busy running trains. Shirley and Rose Weber as well as the Dramms did take a pleasant lunch cruise on the Detroit River. There was bingo and of course Project Linus at the hotel as well.

If you were at the Tri-Region Convention in Indianapolis, you may have seen the Rail Yard Sale, which has replaced silent auctions due to manpower issues. This concept moved to Novi this year and a large room was filled with model and prototype offerings, all at fixed prices. You see something you like; you buy it then and there—no bidding or waiting. I sold a lot of kits I would most likely never have built and had more money to spend at the show, although I did buy more gondolas for my new Erie Pipe industry.

Lots of great models were to be seen in the contest room and one SCWD member made a big hit. See my AP Corner column.

The National Train Show changed its schedule as well, opening on Saturday morning for convention attendees instead of Friday afternoon. It was a large show this year with many manufacturers displaying their latest and future offerings and lots of vendors to spend money with.

All-in-all, it was a great convention with plenty to see and do. For Bill, Steve and I, there were some great layouts to operate on and visit. Next year is Chattanooga with a special steam excursion in the planning. In 2027, the convention will head to the Pacific Northwest—Tacoma, Washington. So, start making your vacation plans now.

See the following pages for layout and other convention pictures!

Ken Hojnacki



Our friend and Model Railroader Editor Tony Koester, gave two clinics: one an update on his HO Nickel Plate layout and the other on a new O scale layout he is working on.

Joe Fugate gave a great clinic on making locomotives run better which, surprisingly, had lots of good tips for cars as well. For instance, to keep those pesky coupler knuckle springs from flying across the layout when they come loose, put a small drop of super glue on the shank end of the spring. If the knuckle end pops out, the glue will at least hold the spring in place.



The Operations Roadshow layout was very popular and took quite a while and attention to orders and the timetable, to make a run from one end to the other. This was an N scale layout.



Operating sessions were high on our list of things to do. Steve Sweeney waits for his train to be made up on Andy Keeney's Nashville Road layout. Look at the size of that yard!



The original Operations Roadshow Wabash layout was in its new home and Bill, Steve and I had a great time operating, again on Timetable and Train Orders.



Gary Smith's Nscale GTW North, Sterling Sub. was small but full of operation and nice nighttime illumination.



Layout visits included this HUGE Union Pacific layout of Rick Leiki. When Bill Weber saw the engine terminal, he said he and Rose needed to have a talk. And this is one of two engine terminals on the layout.



Chuck Hughes' D+H Lines is a compilation of railroad and other scenes or events Chuck and his wife have experienced over the years. Over 100 mini scenes are hidden on this train running layout.



Howard Ziegel's O scale City Street Car Layout was outstanding.



Kevin Guthrie's HO Coal Branch layout had working coal loaders and, seen here, working rotary and side dump unloaders to empty the live loads.





Mark Cowles' Port Anthony Terminal packed a lot of Cleveland, Ohio industry in a small area.



The Ann Arbor Model RR Club is located in the former Michigan Central depot and is accurately represented by this scratch built depot on their layout.



The National Train Show had lots of manufacturers, dealers and modular layouts.

A Puzzle for You

You like trains, or train watching, but have you ever wanted to go to an OPS (Operating Session) and run trains on someone else's layout, but were afraid you wouldn't know what to do?



Model Railroad Operation is a fun and interesting role-playing game where the players (operators) use model trains to simulate the movements of the prototype railroad. Operators fill the roles of railroad employees like engineers, conductors, yardmasters, dispatchers, and more. Many of our SCWD members participate each month at multiple layouts to enjoy this fun and stimulating practice of critical thinking and problem solving in the context of railroad operations.

Now, there is a way for you to get your feet wet in this critical thinking and problem-solving railroad environment in the privacy of your own home through the use of railroad switching puzzles.

In July 2020, a group of SCWD members started a project to introduce more of our members to the enjoyment of railroad operations, or as our wives call it, playing trains. Some of us have been engaged in operating sessions for 20 years or more, and would like to get more of you involved.

The project involves getting one to solve a series of train switching puzzles (on paper, or your computer) in the least number of moves possible. You can then submit your solution to see if yours was done in the least number of moves.

Beginners can start with **3 introductory puzzles** to show the kinds of skills used in railroad switching operations. Then, you can advance to a series of more advanced puzzles written and based on actual SCWD member area layouts. Or, if you have already been to an OPS session, you could do an introductory puzzle, and jump right into the more challenging ones.

Join the SCWD listserv now and begin learning what this is all about!

Email Steve Lanphear at scwdmemberlist@mhtc.net to be added to the list and start receiving your puzzles now!

Happy Railroading!
Steve



**Enjoy receiving
interesting rail photos,
model railroad tips,
Operating puzzles, and
challenging
Mystery Photos??**

Join The 120+ SCWD members and members from other Midwest Regional Divisions who are participating in the SCWD listserv. You can expect 5 - 10 photos of railfan photos or model railroad photos or other items per week on average, as well as SCWD announcements, monthly Mystery Photo contests, Modelers Corner, and OPS Corner Puzzles. The listserv has been running this since April 2012, and it has been quite popular.

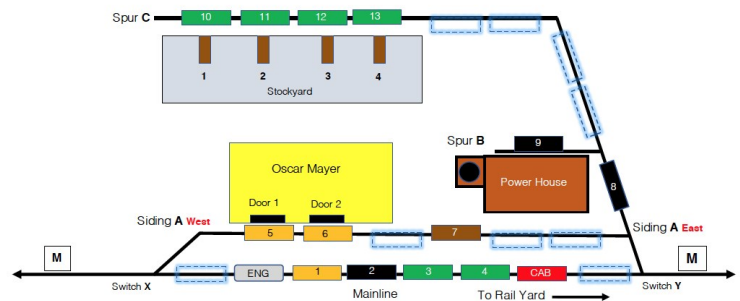
The listserv is a one-way email broadcast to you, not a social media type service. The emails are sent in bulk, but as a BCC: type email.

Please save this email so you know how to get a hold of me. So, if you would like to try out this **FREE** member service, just send me your **Name** and **email address**, and **City/State** to the address below. You may drop out at any time by sending an email stating such to the same address below.

Steve Lanphear
SCWD listserv Coordinator
scwdmemberlist@mhtc.net

NEW EMAIL

OPS Puzzles

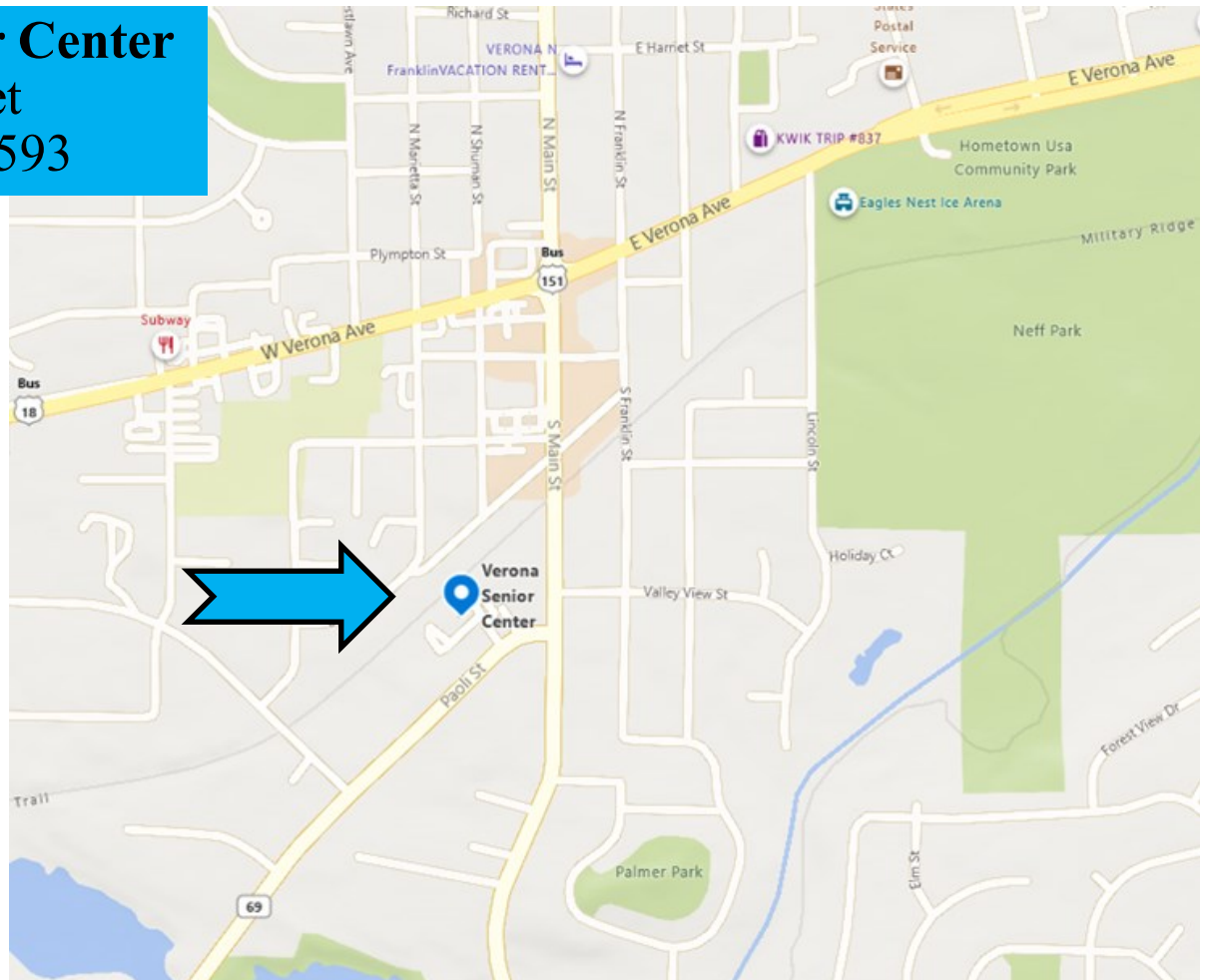


OPS Puzzles have arrived! We now have a section on the SCWD Website that has all 11 puzzles that we have published on the listserv, including the handouts and diagrams. You can start from the beginning, or pick and choose which puzzles you would like to try.

www.nmra-scwd.org/ops-puzzles.html

Steve Lanphear and the Puzzle Development Team.

Verona Senior Center
108 Paoli Street
Verona, WI 53593





SCWD 2024 - 2025 Board of Directors Meeting - via ZOOM

May 13, 2025



The meeting of the South Central Wisconsin Division Board of Directors was called to order at 6:42 pm by Superintendent Art Dawson. Bob McGeever, David Down, David Dingman, Phil Hottmann, Steve Preston, Chris Bradley, Sean Hadfield, John Haverberg and Bob Wundrock were present.

Minutes

Motion by McGeever, second by Down to approve the minutes of the SCWD Board Meeting held on April 15th, 2025. Motion carried.

Paymaster Report

Art Dawson asked for comments on the April Paymaster Report. There were no comments. Motion by Hottmann, second by Down, to approve the Paymaster Report as presented. Motion carried.

Committee Reports

Picnic – Currently have 32 signed up for the Picnic. John will have Tom Morrison and Steve Lanphear send out email reminders to members. Picnic forms are in the Bad Order and are due to John Haverberg July 1st, 2025.

Achievement Program – Achievement Certificates were presented to Phil Hottmann, David Dingman and Rusty Damm at the banquet.

Advertising - Nothing to report.

Bad Order - Articles to be submitted for the newsletter by May 16th.

Clinics – Bob Wundrock is working on the 2025-2026 clinic schedule with 1/2 of the clinicians signed up.

Contests - Model and Photography – David Down is working on the list for 2025-2026 season. Please email any contest ideas to David Down.

Modeling Project – Nothing to report. Please email Mike Vivion with any ideas for next year's modeling project.

Door Prizes – Nothing to report.

Layout Tours – Phil Hottmann is working on the 2025-2026 layout tour schedule. Please email Phil if interested in hosting a tour of your layout.

Membership – One new member joined this month. Keith Herzog.

Spring Banquet – Art Dawson reported that the Banquet was successful. Members approved have next year's banquet at the same location.

Publicity – Nothing to report.

Rail School – Reminder to get the Rail School flyers printed earlier this fall.

Rail Show – Bob McGeever will be contacting the Alliant Energy Center about the contract for next year's Rail Show next week.

Youth Group – Youth Group decided to take a trip to the Green Bay National Railroad Museum on August 2nd, 2025.

Website – Working with hosting company on month to month basis for now. Bob McGeever will be talking to Tom Morrison next week about the website. Waiting for a proposal from KennedyC.

Old Business:

No old business.

New Business:

Art Dawson will be forwarding information about the 1385 Steam Preservation Society needing donations to Kathy for inclusion in the Bad Order.

Adjournment:

A motion was made by McGeever, second by Preston, to adjourn the meeting. Motion carried. The meeting was adjourned at 7:18 pm.

David Dingman - SCWD Clerk



SAVE THE DATE

Southeast Wisconsin Model Railroad Retreat



SATURDAY September 13, 2025



10:00 AM - 3:00 PM



St. Paul's Lutheran Church
8760 - 37th Ave.
Kenosha, WI



For those members that participate in the listserv emails from Steve Lanphear, please remember to **send him your new email if you change it! Changing your email with the NMRA does not change it on the listserv. His email is:**

Steve Lanphear
SCWD listserv Coordinator
scwdmemberlist@mhtc.net

FROM the NMRA **Please Keep in Touch**



Please make sure the NMRA has your current contact information. You will not be able to access the full range of NMRA benefits unless we can reach you.

- Please visit nmra.org/members
- Use your email address and password to log in.
- If you have not yet registered, or forgot your password, there are buttons for that. Take a moment to easily correct any problems.
- Once logged in, click on Member Info (top right corner).
- Make sure your information is correct.
- If not, please go to:

nmra.org/request-membership-info-changes

to submit a request for changes to be made.

Thank you!

MADISON HOBBY STOP

6622 Mineral Point Road, Madison, WI 53705

Ph: 608-829-3820 • Fax: 608-829-3852 • www.madisonhobbystop.com

Hours: Monday – Friday (10 am – 8 pm) and Saturday (10 am – 5 pm)

Model Railroading • Plastic Model Kits • Rockets & Accessories • Pine Car •
Paints • Tools & more!



Welcome Fall



**Now that the yard work is coming to an end,
time to start running trains and
continue to work on the layout.**


Most supplies in stock or can get in a few days.

New/ old stock continues to come in plus new items!!

**We are now closed on Sunday until
late November.**



Thank you for your continued support.



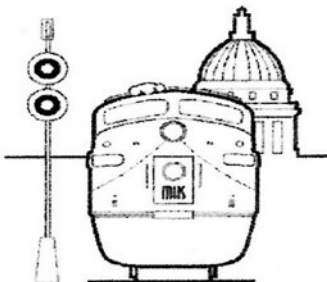
**Preorders are 25% off regular price except
Walthers Proto which is 20% off**

New/old consignment coming in weekly, stop in for best selection

**Remember, most model railroad items are 20% off
with a valid NMRA or other club id card**

Excludes discounted or sale items, magazines, and consignments

Gift Certificates Available



Madison Hobby Stop
Chris Roosli, Proprietor

The Hobby Depot

Brian Stackpole, owner



See us on the web at: www.hobbydepotmonroe.com



**835-17th Street
Monroe, Wisconsin 53566**

Phone: 608-325-5107

Call ahead to be sure we're open!

email: hobbydpo@tds.net

TRAINS & MORE

Place your ad here!!!

Contact

Kathy Clancy

Bad Order Editor

SCWDKathy@aol.com

South Central Wisconsin Division of the National Model Railroad Association

Publishes eleven issues yearly of the

BAD ORDER

Official Mailing Address:

BAD ORDER

3940 Trempealeau Trail

Verona, WI 53593

Photos in the Bad Order, unless otherwise noted,
are by Kathy Clancy

Deadline for submissions: **14th of the month
prior to publication.** Email Bad

Order Editor at SCWDKATHY@AOL.com

RAILROAD THE GAME®

BUY ONLINE
www.railroadthegame.com
For \$11 off + free shipping
use coupon code: engine11

45-60 MINUTES
2-6 PLAYERS
AGES 10 to 99+

PLEASE PATRONIZE OUR AREA HOBBY STORES

The Hobby Depot – 835 17th Street – Monroe WI
Madison Hobby Stop – 6622 Mineral Point Rd (inside Clock Tower) – Madison WI *

* = Train Show Ticket advance sales

SCWD 2025-2026 Meeting Schedule

Regular Meeting

September 7, 2025
October 5, 2025
November 9, 2025
December 7, 2025
January 4, 2026
February 1, 2026
March 1, 2026
April 12, 2026
May 3, 2026

BOD

September 9, 2025
October 14, 2025
November 11, 2025
December 9, 2025
January 13, 2026
February 10, 2026
March 10, 2026
April 14, 2026
May 12, 2026

Youth Group

September 13, 2025
October 11, 2025
November 8, 2025
December 13, 2025
January 10, 2026
February 14, 2026
March 14, 2026
April 11, 2026
May 9, 2026

A Word about Constant Contact e-mail

Each Constant Contact e-mail includes links to update or unsubscribe your e-mail address. **Please do not use these links.** If you unsubscribe using the Constant Contact link, your e-mail address will be removed from the NMRA membership database, from the Midwest Region e-mail database and probably from your Division's records. If you get an e-mail that you don't want, just hit the delete key. Furthermore, if you use the update link, your change may not be timely posted to the NMRA membership database.

If you need to change your email address with the NMRA please follow these directions:

The direct way is to log on to the "Members" page of the NMRA website, choose the "View your NMRA membership" box on the right side of the screen, scroll down to the bottom of the page and select "Update". Enter the new email address in the appropriate box and click "Submit".