

CUMBERLAND ROAD FIRE DEPARTMENT

2019 ANNUAL RESPONSE REPORT

STEVEN PARRISH – FIRE CHIEF

MISSION STATEMENT

Cumberland Road Fire Department is committed to provide superior fire, rescue, and emergency services to the citizens of our community in a proficient, professional, and compassionate manner. We continuously promote life safety by practicing prevention, planning, education, and training.



TOTAL INCIDENTS 2019 - 1769

Total Runs by Month											
Jan	156	Feb	140	Mar	154	Apr	137	May	131	Jun	158
Jul	161	Aug	151	Sep	147	Oct	138	Nov	148	Dec	148

District	Count	Pct of Incidents
2 VANDER FIRE DEPARTMENT	1	0.05 %
4 COTTON FIRE DEPT	5	0.28 %
13 STONEY POINT FIRE DEPT	48	2.71 %
21 HOPE MILLS FIRE DEPARTMENT	101	5.70 %
3 PEARCES MILL FIRE DEPARTMENT	123	6.95 %
C2 FAYETTEVILLE FIRE NOT AS PRIMARY	230	13.00 %
C FAYETTEVILLE FIRE AS PRIMARY	348	19.67 %
5 CUMBERLAND ROAD FIRE DISTRICT	911	51.49 %

**PROPERTY LOSS/SAVE
(CRFD ONLY)
\$393,100/\$32,384,322**

Contents:

Introduction	2
Fire	3
EMS/Rescue	4
Training	5

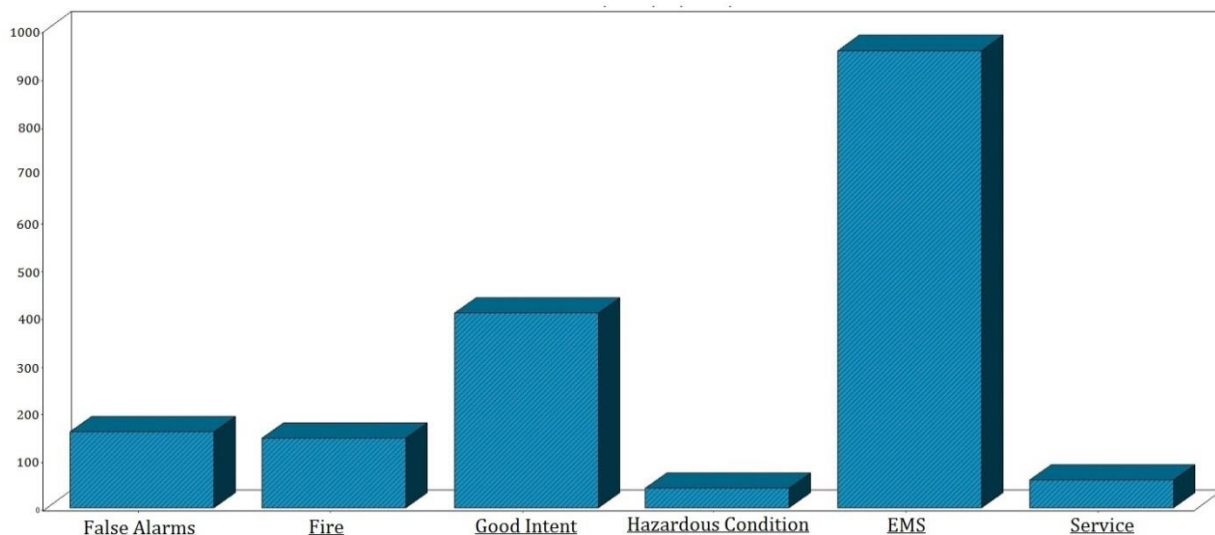
CUMBERLAND ROAD FIRE DEPARTMENT

2019 ANNUAL RESPONSE REPORT

Introduction

Cumberland Road Fire Department (CRFD) personnel responded to 1769 calls for service from January 1st 2019 through December 31st 2019. This represents a decrease of approximately 17% from 2018. The department did see a 12% increase in fire responses within codes 100-130 (Fires) in the National Fire Incident Reporting System.

As technology continues to evolve; so do response protocols and patterns. The decrease in response volume was correlated with changes to the Automatic Vehicle Location (AVL) dispatch system. A broader window of response area for AVL dispatch led to neighboring departments responding to 279 of the 1208 calls for service within the fire district. Simultaneously, CRFD Personnel responded to fewer incidents in neighboring districts, due to their close proximity to each other and AVL no longer prompting for CRFD units to respond.



The following information is provided as an overview of activities and responses by the personnel of the Cumberland Road Fire Department.

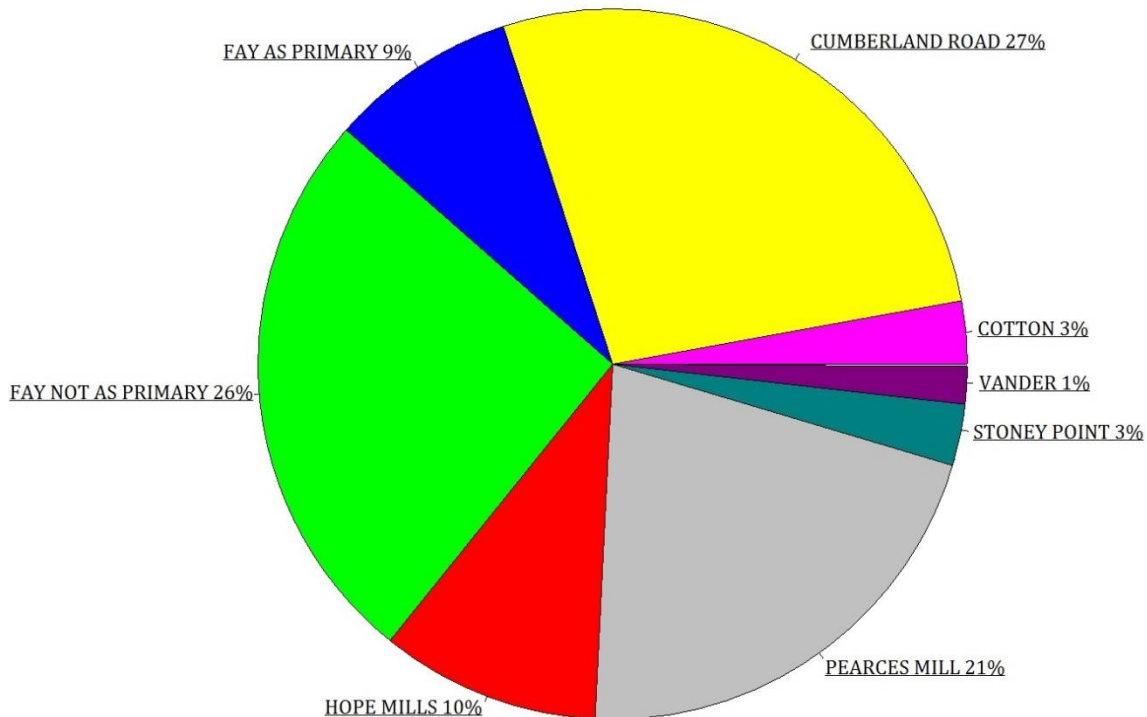
CUMBERLAND ROAD FIRE DEPARTMENT

2019 ANNUAL RESPONSE REPORT

Fire Related Responses

- The Cumberland Road Fire Department responded to a total of 69 structure fires in 2019, including mutual and automatic aid responses.
- Personnel responded to 19 structure fires within the initial response district of the Cumberland Road Fire Department. This represented an approximate 17% decrease in structure fires within the district as compared to 2018.
- Overall fire responses including vehicles and non-dwellings saw an increase of approximately 12%.
- There was one fire related deaths within the Cumberland Road Fire Department initial response district in 2019. The fire was deemed to have been caused by improper or unsafe use of smoking materials.

Structure Fire Responses by District



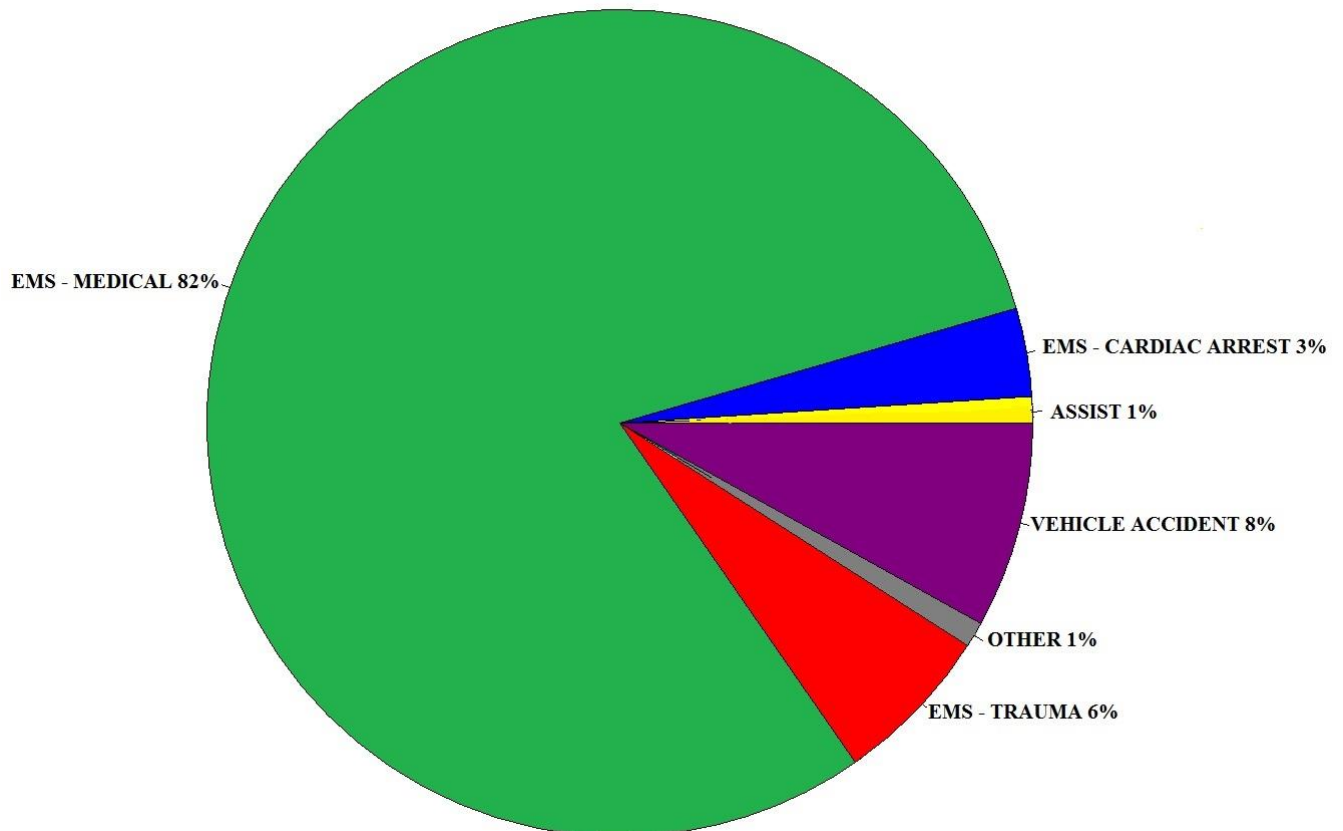
CUMBERLAND ROAD FIRE DEPARTMENT

2019 ANNUAL RESPONSE REPORT

Emergency Medical Related Responses

- The Cumberland Road Fire Department responded to a total of 957 EMS or rescue related calls for service in 2019. This represented a decrease of approximately 18% from 2018.
- Within the Cumberland Road Fire Department initial response area, personnel responded to a total of 645 EMS or rescue related calls for service, which correlates with the decrease in overall EMS responses of about 18%.

EMS INCIDENTS BY ALARM TYPE



CUMBERLAND ROAD FIRE DEPARTMENT

2019 ANNUAL RESPONSE REPORT

Training

- Personnel, both part time staff and volunteer members, completed a total of 11,062 hours of training in 2019.
- A noted increase in training hours from 2018's 10,461 hours is a reflection of the departments focus on meeting and exceeding minimum standards set forth by NCOFSM.

2019 TRAINING HOURS

Category	Classes	Hours	Category	Classes	Hours
AD01 Administrative Procedures	1	7.50	FF1&2 FF 1&2 CERTIFICATION COURSES	17	428.00
AP10 Apparatus Check Procedures	11	72.00	FMO01 FIRE SUBJECT/COMPANY TRAINING	378	5,028.76
AP20 DAILY APPARATUS CHECKS	284	1,277.50	FTCC FTCC FIRE TRAINING (MISC)	2	69.00
ATF FACILITY TRAINING	2	71.00	GLO6 SAFETY SUBJECT	23	193.25
BBP ANNUAL BLOODBORNE PATH/INF. CONTROL	1	75.00	HZM HAZ-MAT SUBJECT	26	327.25
BC02 PRE FIRE PLANNING	20	152.00	IHO2 STREETS & HYDRANTS	11	114.00
CCFT COMMUNITY COLLEGE COURSE (NOT FTCC)	1	19.00	IHO5 POLICY REVIEW	20	170.50
DT03 D/O SUBJECT	92	667.00	IS300 IS-300 NIMS	6	74.00
EM12 EMS Con-Ed	17	214.75	NFA NFA CLASSES	11	118.75
EM24 E.M.S. SUBJECT	20	156.25	OF01 OFFICERS TRAINING	23	164.00
EM25 EMS refreshers	3	20.00	OTH Certification Course Not Listed	14	160.50
EM54 Written/Practical Exam	3	12.00	PB1 RECRUIT TRAINING	13	106.75
EM57 EMT-B	50	224.00	PFE Public Fire Education	3	64.00
EM60 EMT-P	1	12.00	RS02 RESCUE SUBJECT	62	571.25
EMP EMPLOYEES MEETING	5	57.00	SCBA SCBA Evolutions	2	41.00
FDB01 Fire Department Business Meeting	13	77.75	SOGR SOG Refresher	1	12.00
FE2 Fire Evolution - Multi-Company	1	8.00	SPT SUPPLEMENTAL PROFICIENCY TRAINING	9	77.75
FE3 MULTI-COMPANY EVOLUTION	14	89.50	TIMS TRAFFIC INCIDENT MANAGEMENT	6	95.50
FE5 SINGLE COMPANY EVOLUTION	4	34.00			
			Totals	1170	11,062.5

