

AUTOMATE | Li-ion 3.0


Part #: MTDCBRF35-3

Description: DC Tubular motor with in-built Lithium-ion rechargeable battery.

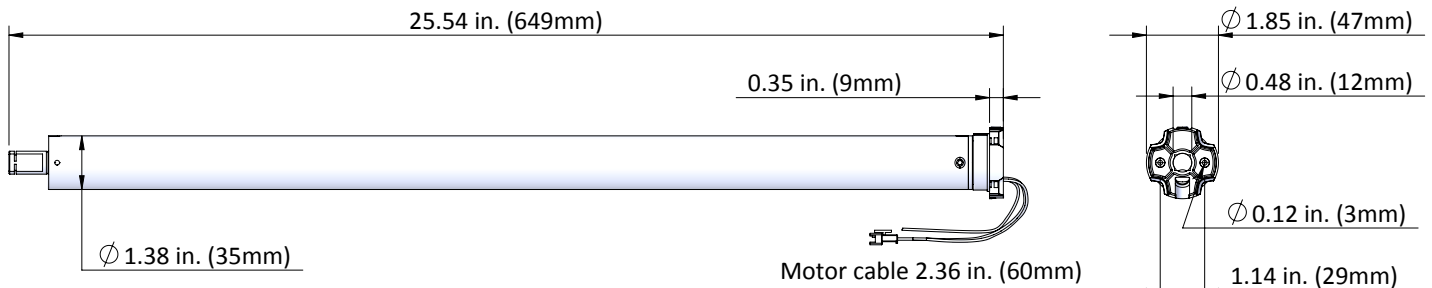
FEATURES

- Recommended max shade size 120"x120"
- Leveling Control
- Simple limit setting and adjustment
- Favorite position
- 3 operational speed settings available
- 2 way RF communication
- Rechargeable built in Li-ion battery
- Optional Solar powered charger
- New ARC protocol for simple programming

TECHNOLOGIES



DIMENSIONS



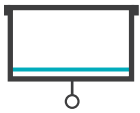
SPECIFICATIONS

Voltage	12	Limit Switch Type	Electronic
Torque	3.0Nm	Amps	1.67A
Max Run Time	10 Min	Battery Size/Type	4000mAH
Speed	28 RPM (Adjustable to 24 or 20)	Temp Working Range	32°F to 140°F (0°C to 60°C)
Radio Frequency	433.92 MHz	Insulation Class	III
RF Modulation	FSK	Sound Level	-53DB
IP Rating	IP44		

Leading innovator of precision hardware and automated shade solutions.

USA | AUSTRALIA | EUROPE rolleasemed.com


APPLICATIONS



ROLLER SHADE



ROMAN SHADE



WOOD BLIND

COMPATIBLE SYSTEMS

- Skyline
- R Series
- S45 Roller Shades

COMPATIBLE TUBES

- 2" Ribbed Tube
- 40mm Octagonal (3rd party product)
- S45 Tube

ACCESSORIES

CHARGING SOLUTIONS	<p>Descr: 12V Li-ion Charger Part #: MTDCB-CHARGE</p>	CROWN AND DRIVES	<p>Descr: Crown & Drive Set for 35mm motor in 2.0" Rib tube Part #: MTCRDR-35-2</p>
EXTENSION CABLES	<p>Descr: Li-ion Solar Panel Charger - 1.5W Part #: MTSOLPAN-B</p>	BRACKET ADAPTERS	<p>Descr: Crown & Drive Set for 35mm motor in 2.0" OCT tube Part #: MTCRDR-35-2-OCT</p>
REMOTES & SWITCHES	<p>Descr: Cable extender 6"/155mm Part #: MTDCB-CBLXT6</p>		<p>Descr: Crown & Drive Set for 35mm motor in S45 Tubes Part#: MTCRDR-35-S45</p>
AUTOMATION DEVICES	<p>Descr: Cable extender 48"/1220mm Part #: MTDCB-CBLXT48</p>		<p>Descr: Motor Adapter 25/28/35mm to SKY 6nm Part #: MTAD-252835-SL</p>
	<p>Descr: Cable extender 96"/2440mm Part #: MTDCB-CBLXT96</p>		<p>Descr: Motor Adapter 25/28mm to SKY 12nm v2 White Part #: MTAD-25-28-SLV2W</p>
	<p>Descr: Paradigm 1CH ARC Remote Part #: MTRF-REM-1</p>		<p>Descr: Motor Adapter 25/28/35mm to R-Series 3nm Part #: MTAD-252835-RS</p>
	<p>Descr: Paradigm 15CH ARC Remote Part #: MTRF-REM-15</p>		<p>Desc ; M40 H/D Universal Disc Adapter S45 White Part #: RB40-1402-069400</p>
	<p>Descr: RF White 1 Channel Decorator Wall Switch (Cut In) Part #: MTRF-WS-1C</p>		
	<p>Descr: RF White 2 Channel Decorator Wall Switch (Cut In) Part #: MTRF-WS-2C</p>		
	<p>Descr: RF White 15 Channel Decorator Switch (Cut In) Part #: MTRF-WS-15</p>		
	<p>Descr: RF White 5 Channel Decorator Surface Mount Switch Part #: MTRF-WS5-FLUSH</p>		
	<p>Descr: Sun Sensor Part #: MTRF-SUNSENS</p>		
	<p>Descr: 1 Channel Dry Contact Input Module - 433 RF Part #: MTRF-DCIM-1C</p>		
	<p>Descr: ARC "Pulse" Wi-Fi to 433 - 2 way RF Bridge Kit Part #: MTRF-WIFIBRIDGE-KIT</p>		