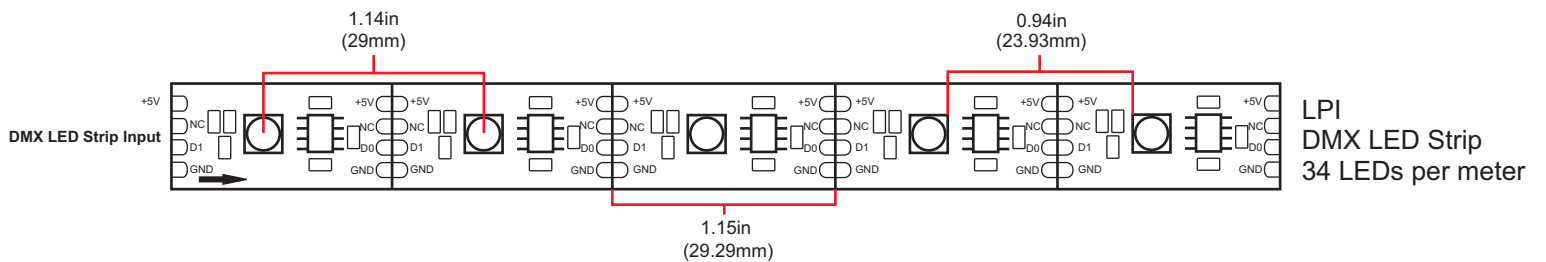
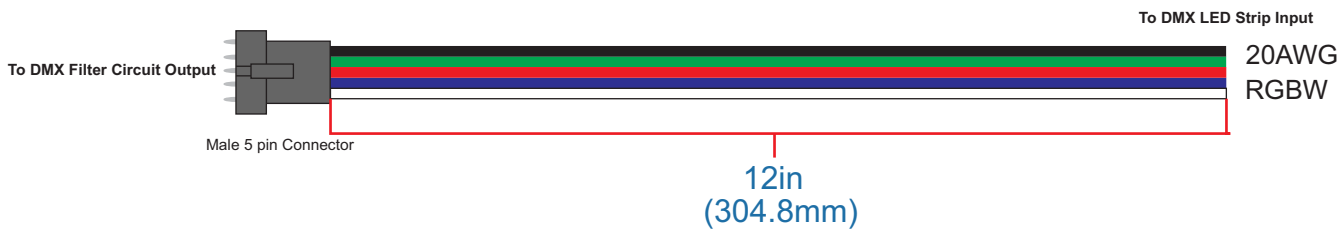
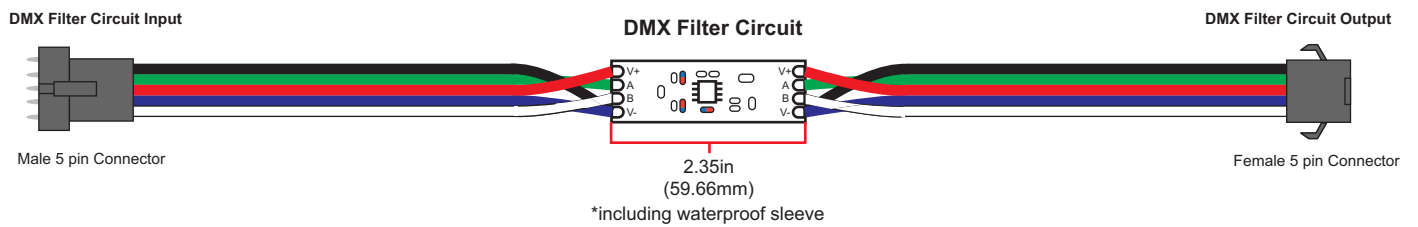

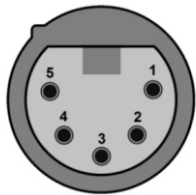


# DMX Wire & LED Strips Color Code Diagram



## Color Code XLR Connector



- Pin 1 - Ground
  - Pin 2 - DMX -
  - Pin 3 - DMX +
  - Pin 4 - NC
  - Pin 5 - NC
- DMX + █ A  
Ground █ V-  
DMX - █ B

## Color Code LED Strip

- █ Ground
- █ NC
- █ +5V
- █ Ground
- █ D1/D0

## Color Code Filter Circuit

- █ V-
- █ A
- █ +5V
- █ V-
- █ B