

# MINI CHECK

Check-weigher



The MINI CHECK range  
Check-weigher

RS BILANCE

# Technical specifications

# MINI CHECK

## MAIN FEATURES

- Speed: up to **35 ppm**.
- Capacity: 6/12 kg - 2 g.
- 1 motorized belt, with closed loop 230x570 to 320x570.
- Brushless motor and drive card, speed up to 50 m/min.
- Working temperature: from 0 °C to + 40 °C.
- Power supply: 230 Vac (Hz 50/60).
- Consumption: 1 kW.
- Resistive PC/Panel 10" display.
- Structure and carpentry in aluminium and stainless steel.
- Machine management by PLC.
- Output for management of expulsions.
- LED light column out of tolerance.



## Selectable Functions

- **SOFTWARE:**
  - ✓ Weighing program for statistical checking of prepacked goods.
  - ✓ Viewing reports on checks performed.
  - ✓ Export production report on USB or Ethernet support.
  - ✓ Multi language selection.
  - ✓ Password on multiple levels.
  - ✓ Remote assistance on request.
- **ARTICLES:**
  - ✓ Number of articles: 500.000.
  - ✓ For each article:
    - ☑ 5 text fields, each of 500 characters.
- Automatic parameter programming (motor speed, minimum and maximum weighing threshold, duration and delay expulsion).
- **TOTALS:**
  - ✓ Sub-total, general, grand total.
  - ✓ Totals for ARTICLES.

## I/O Section

- 1 USB 2.0.
- 1 Ethernet.
- 2 Electrical signals (clean contacts).

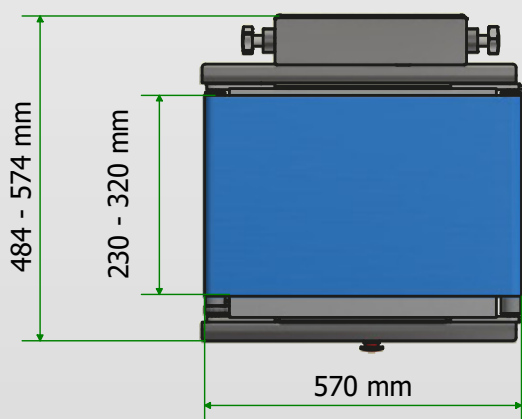
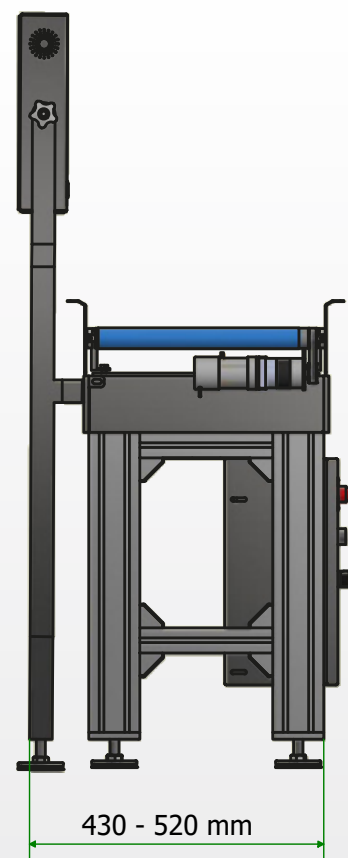
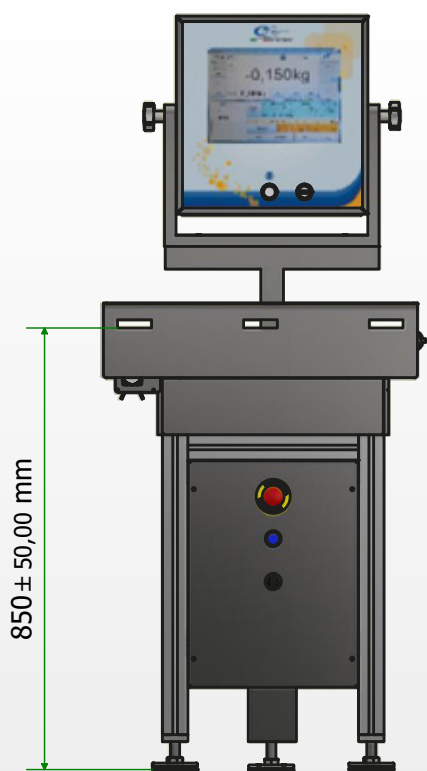
## Diagnostics

- Continuous monitoring of the status of the machine and of all integrated systems (downstream consent, motor failure, overall dimensions on belts and all errors resulting from the printing system like paper end, ribbon end, paper pass and printhead wear).

## Options

- Data collection software.
- Internal interface for saving data on a USB key.
- 2D camera for QR Code reading.
- External PROFIBUS interface, Profibus protocol with PCB.
- Communication protocol ETHERCAT.

# Dimensions



*Technical specifications and images may be subject to improvements and modifications without notice.*