






Parking Rules






All parking decals must be displayed so that they may be read by Club employees.

Please remember to make a complete stop at all stop signs.








The speed limit is 10 mph on all Club property.

Member Only	
Member/Red Decal/Floater	
Trailer Boater	
Member/Red Decal/Floater/Guest	
Storage	






Member Parking

Members without trailers may park in the white-lined lot downriver directly across from the main drive at the building ; in the macadam lot on the shore side of the office building ; on the apron or across from the apron against the bank ; or, if necessary, in any of the guest lots . As a courtesy, members should not park at another member's shore space. Members without trailers may NOT park in the trailer boater parking lots .




Trailer Boater Parking



Every member who is a trailer boater and every non-member paying the daily launch fee must park their vehicle with trailer either in the north trailer boater lot  which is the grassy lot beginning in front of the Club garage and going upriver to stone road abutting the upriver guest lot , or in the downriver trailer boater  lot on the railroad side to the left of the main drive coming into the building, past the  lot, ending at the orange diamond on the pole at the guest lots . Overflow trailer boater parking is available downriver on the railroad side past the guest overflow lot  and extending to the lower ramp turnaround area immediately past the overflow trailer boater lot . No detached trailer may be left in any trailer boater lot without prior approval from the Manager.

Red Decal or Floating Decal

Friends and extended family members of guests may purchase a yearly red decal, and members may purchase a floating decal to be given to any guest. These decals are to be used only for parking and not for launching watercraft. Guests with a red decal or floating decal who wish to launch watercraft must pay the non-member launch fee. Guests with red decals or floating decals may park in either  lot or the daily parking guest lots . Guests with a red decal or floating decal may NOT park in any trailer boater lot , on the apron , or across from the apron against the bank .

Guests Paying the Daily Parking Rate Parking


All guests paying the daily parking rate must park either in the upriver guest lots past both buildings and the orange diamond on the pole  or in the downriver guest overflow lot  on the railroad side past the orange diamond on the pole at the end of the trailer boater parking lot . If a guest is visiting a member who leases or subleases a shore space, the guest may park directly behind the member's vehicle on the shoreline only if the guest's vehicle does not extend onto the roadway. No guests may park in any trailer boater lots (blue).

If space is available, members and guests paying the daily parking rate may park in the storage area  on the railroad side downriver past the lower ramp turnaround area and handicapped parking space; however, guests may not block members' boats or trailers. This also applies to the upriver storage area  past the guest lots and "no dumping sign."

Before/After Hours Daily Rate Guest Parking and Guest Launching

Guests paying the daily parking rate and non-member launchers must follow the instructions on the large lighted sign located immediately after crossing the railroad tracks on the main drive into the Club. Payment envelopes and parking instructions are located on the office door mailbox.

Handicapped Parking

There are available handicapped parking spaces located on the apron . Members and guests with a red decal or floating decal may use the handicapped parking spaces. Guests paying the daily parking rate may also use the handicapped spaces or, if full, another area closer to the loading dock only after obtaining Club employee permission and instructions on where to park. Anyone parked in a handicapped parking space must display a state issued handicapped placard or license plate. Fines for parking in a handicapped parking space without the proper placard or license plate begin at \$50.00 for the first offense.

Any exceptions to the above-listed parking rules must be approved by the Manager.