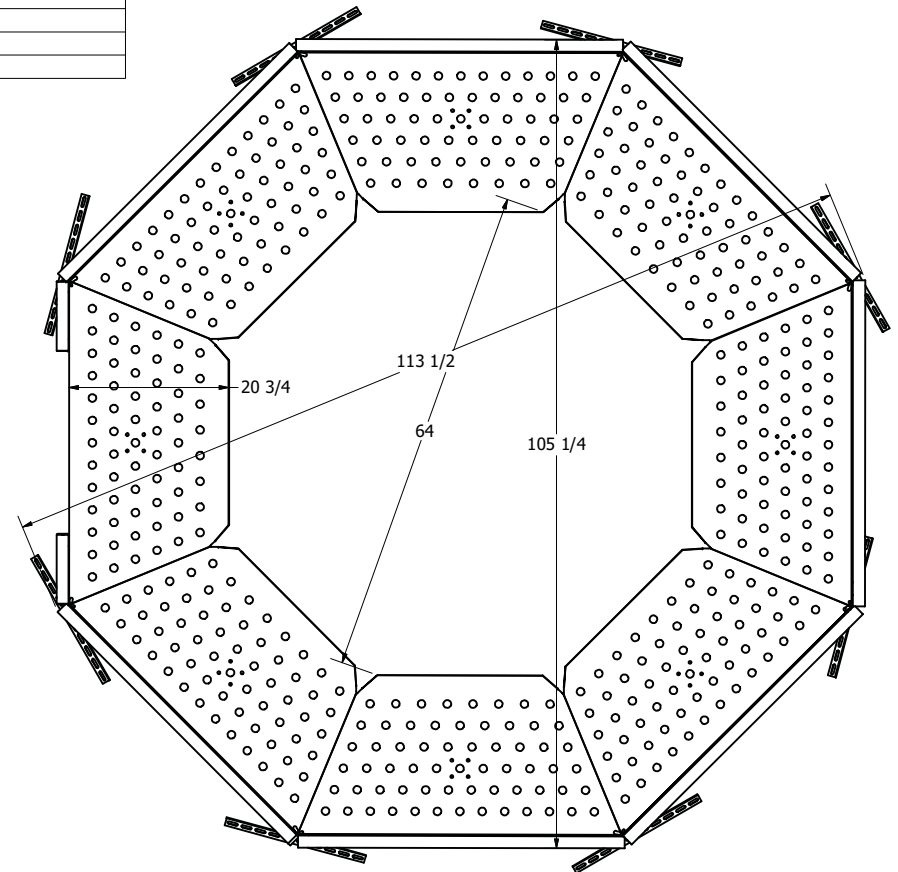
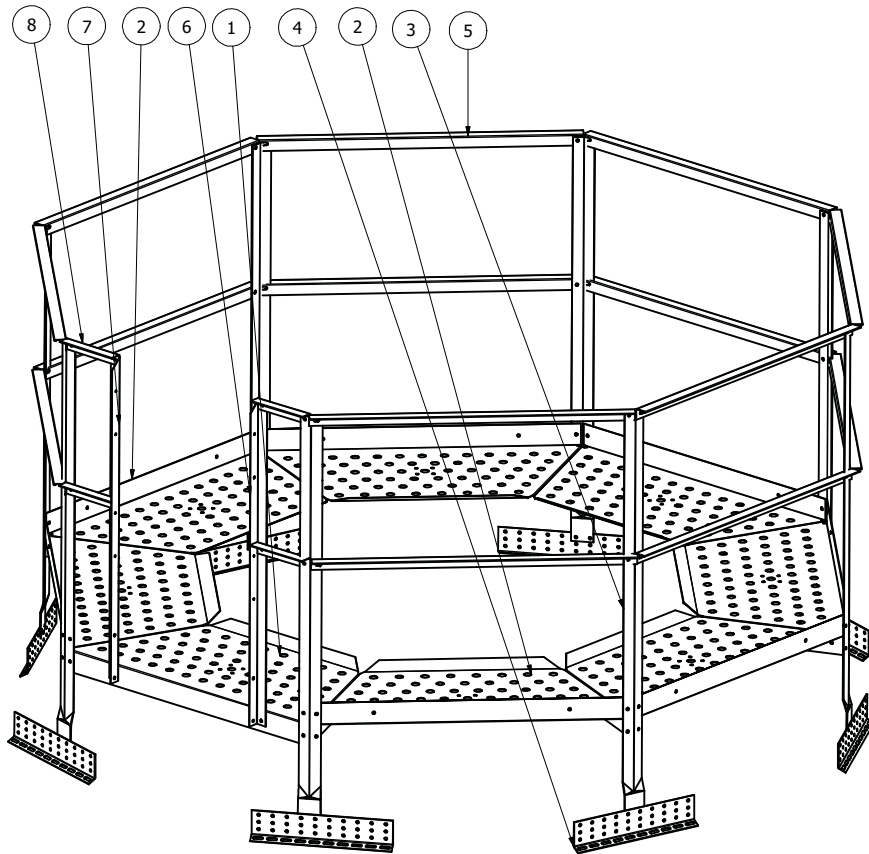


51009 9' Safety Walkaround 8 Section

Parts List			
ITEM	QTY	PART NUMBER	DESCRIPTION
1	1	50167 9' Entry Section	
2	7	50168 9' Intermediate Section	
3	8	50121 Walk Post	
4	8	50122 Mounting Bracket	
5	14	10189 Peak Handrail	
6	1	50141 Right Entry Post	
7	1	50142 Left Entry Post	
8	4	50181 Short Handrail	



DRAWN Rex A Greene	12/23/2004	Greene Welding and Hard Inc	
CHECKED		TITLE	
QA		IN-50011	
MFG			
APPROVED		SIZE C	DWG NO Walkaround Instructions
		SCALE	REV
			SHEET 2 OF 4

Peak Walkaround Assembly

Step 1: On the ground: Bolt together (3) pieces of walkaround using (2) 5/16" x 3/4" bolts through the bottom flanges of each joint. Assemble the remaining sections to like assemblies.

Step 2: Once these ground-assembled walkaround sections are on the bin roof, fasten them together using 5/16" x 3/4" hardware to form a ring. Be sure to locate the walkaround entry at the roof stairs or ladder. **Note:** The walkaround entry is the section with the down turned flange on the outer diameter.

Step 3: Center the walkaround on the bin. Fasten the walkaround to the roof by using *TEK SCREWS in the flanges on the inside diameter of the walkaround where they contact a roof rib.

Step 4: To fasten handrail posts and mounting brackets to walkaround deck, bolt through the walkaround flange and the handrail post, placing the mounting bracket at the hole option to set the deck level. Attach to roof using 5/16" bin bolt. Repeat this procedure around the entire assembly. Refer to Figure 1.

Step 5: Fasten Entry Post and Entry handrails to Entry Section. Flange out so that a Roof Stair or a Roof Ladder handrail can be attached.

Step 6: Fasten handrails to handrail post using 5/16" X 3/4" bolts using a washer on the slots.

Step 7: Make sure that all bolts and screws are tight. **Caution:** Do not over tighten Tek Screws

*TEK SCREW. A self-drilling, self-tapping screw.

Parts List				
7'	9'	10'	13'6"	Walkaround
1			50165	7' Entry section
	1		50167	9' Entry section
		1	50161	10' Entry section
			1 50163	13'6" Entry section
7			50166	7' Intermediate section
	7		50168	9' Intermediate section
		8	50162	10' Intermediate section
			11 50164	13'6" Intermediate section
14			50190	33" Handrail
	14	16	22 10189	42" Handrail
4			50182	4 1/2" Handrail
	4	4	4 50181	8" Handrail
8	8	9	12 50120	Walkaround Post 56"
8	8	9	12 50122	Mounting Bracket
1	1	1	1 50141	Entry Post Right 45°
1	1	1	1 50142	Entry Post Left 45°
1	1	1	1	Hardware Package

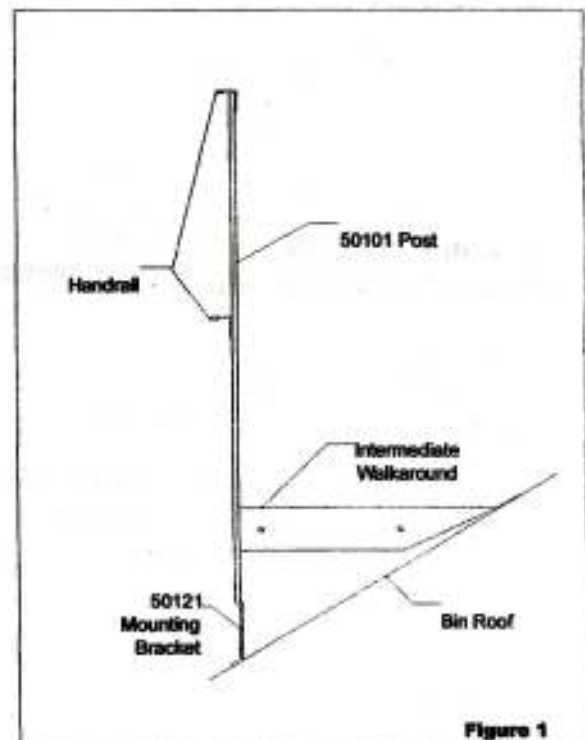


Figure 1