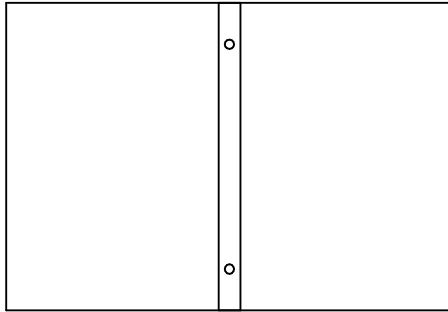
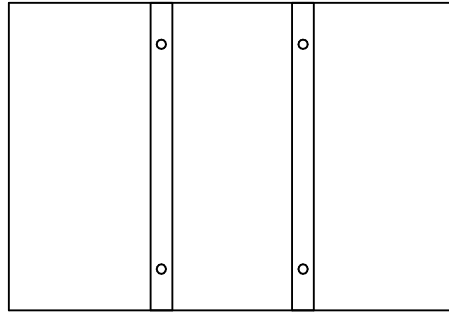


FIXED SHELVES (SF) DRILLED FOR DIVIDERS

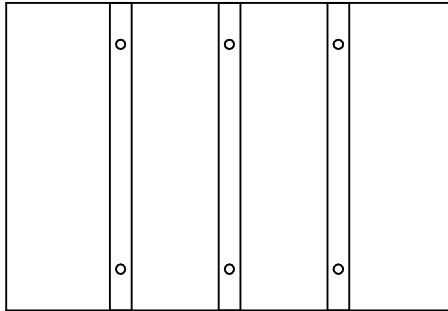
FIXED SHELF (SF) W/ VERTICAL DIVIDER (VDT)




2 EQUAL OPENINGS



3 EQUAL OPENINGS



4 EQUAL OPENINGS



5 EQUAL OPENINGS

AVAILABLE DEPTHS: ALL

AVAILABLE OPENING WIDTHS: ALL

SPECIFY SF FOR DRILLING: 1=DRILL TOP

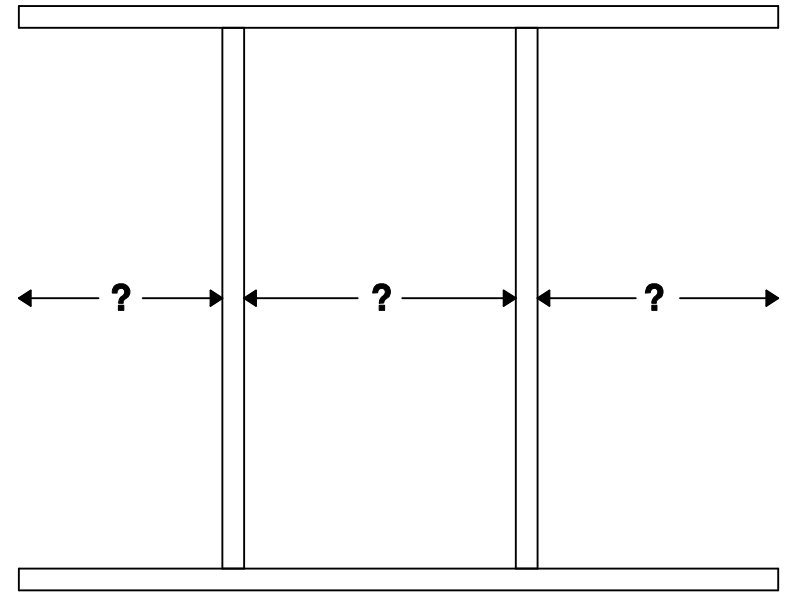
2= DRILL BOTTOM

3= DRILL BOTH FACES

Ordering samples:

SFS 1 VD2: Drills top face for 2 equal openings

SFS 2 VD3: Drills bottom face for 3 equal openings



When Ordering SF for custom divider layouts, supply front view sketch showing VDT quantity and spacing.

Order fixed shelves as:

SFS 1 VDX

SFS 2 VDX

SFS 3 VDX