
RANGE SUMMARY





DataSafe® NPX valve regulated lead-acid batteries are designed for high rate discharge applications. These batteries are used primarily where high wattage is required for a short duration. With 50% more wattage available and a 30% reduction in size over conventional batteries, DataSafe NPX batteries offer a superior value, especially in UPS applications.

Features and Benefits

- UL recognized
- Sealed construction - can be operated in any position without leakage
- Complies with non-spillable battery regulation, per IATA special provision A67 and 49CFR
- Life expectancy at 25°C (77°F):

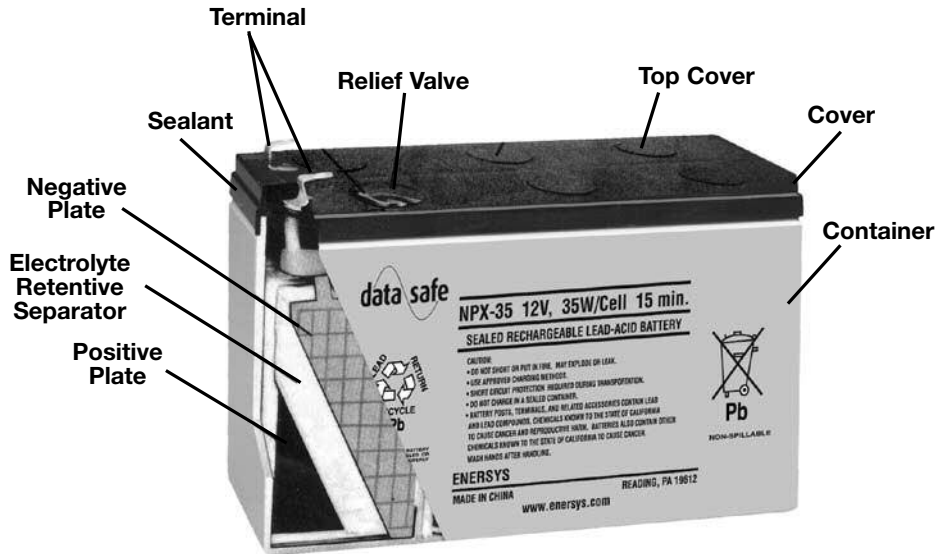
Standby use:	3-5 years
Cycle use (approx.):	
100% depth of discharge	250 cycles
50% depth of discharge	550 cycles
30% depth of discharge	1200 cycles
- Charge retention (shelf life) at 68°F (20°C)

1 month	97%
3 months	91%
6 months	85%
- Operating temperature range:

Charge	5°F to 122°F (-15°C to 50°C)
Discharge	-4°F to 140°F (-20°C to 60°C)
- Standard housing material:

ABS resin with optional V-0 Flame Retardant ABS

DataSafe® NPX Battery Construction



DATASAFE® NPX BATTERIES – 6 AND 12 VOLT

	NPX-35-6	NPX-50-6	NPX-25	NPX-35	NPX-80	NPX-100	NPX-135	NPX-150
Energy Density (10hr rate)								
WH/cubic inch	1.70	1.58	1.36	1.50	1.54	1.36	1.36	1.27
WH/cubic liter	104.1	96.7	28.7	91.5	94.0	83.2	83.1	77.6
Specific Energy								
WH/pound	17.11	14.8	13.0	14.3	15.4	14.1	14.0	13.7
WH/kg	37.8	32.7	28.7	31.4	34.0	31.2	30.8	30.2
Maximum Discharge Current with Standard Terminals - amperes								
	40	40	40	40	150	360	360	360
Maximum Short-Duration Discharge Current - amperes								
	210	300	150	210	450	780	840	1200
Charging Methods								
Cycle Use - Maximum charging current	2.0A	3.0A	1.25A	2.215A	5.0A	6.5A	7.5A	10.0A
Cycle Use - Charging voltage	7.2-7.5V	7.2-7.5V	14.4-15.0V	14.4-15.0V	14.4-15.0V	14.4-15.0V	14.4-15.0V	14.4-15.0V
Standby Use - Float charging voltage	6.75-6.90V	6.75-6.90V	13.50-13.80V	13.50-13.80V	13.50-13.80V	13.50-13.80V	13.50-13.80V	13.50-13.80V

GENERAL SPECIFICATIONS

Type	FR Type*	Volts	W/Cell to 1.67 End Voltage (15 Min. Rate)	Nominal Ah 20hr to 1.75VPC	Length		Width		Terminals		Weight		Internal Resistance (m)	Layout	Terminals
					mm.	(in.)	mm.	(in.)	mm.	(in.)	kgs.	(lbs.)			
NPX-35-6	NPX-35-6FR	6	35	8	151	5.95	33	1.30	100	3.94	1.43	3.15	12	1	A/B
NPX-50-6	NPX-50-6FR		53	13	151	5.95	50	1.97	100	3.94	2.09	4.60	6	1	A/B
NPX-25	NPX-25FR	12	23	5	90	3.54	70	2.75	107	4.21	1.95	4.30	16.5	1	A/B
NPX-35	NPX-35FR		35	8	151	5.95	65	2.56	100	3.94	2.75	6.06	15	3	A/B
NPX-80	NPX-80FR		80	20	181	7.13	76	2.39	167	6.57	6.35	14.00	8.5	2	C/E
NPX-100	NPX-100FR		95	28	166	6.54	125	4.92	175	6.89	9.70	21.38	7.5	2	C/E
NPX-135	NPX-135FR		135	33	197	7.76	131	5.16	158 [†]	6.22	11.94	26.32	6.5	1	D/F
NPX-150	NPX-150FR		150	40	197	7.76	165	6.50	172	6.77	14.29	31.50	5	2	D/F

FOOTNOTES:

All dimensions given are +/- 0.08 inches (2mm). All weights given are +/- 5%.

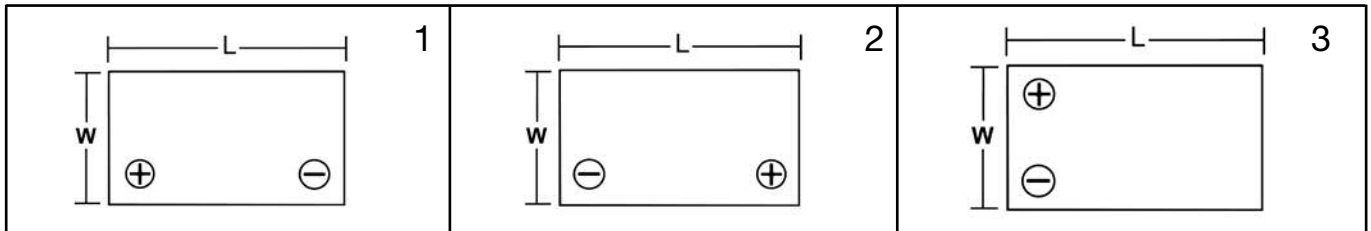
* FR: UL90-V-0, Flame Retardant Case and Cover (Oxygen Index: 28)
Recognized by UL File No. MH16464

[†]Height is top cover. Overall Height, including terminal is dependent on the terminal configuration.

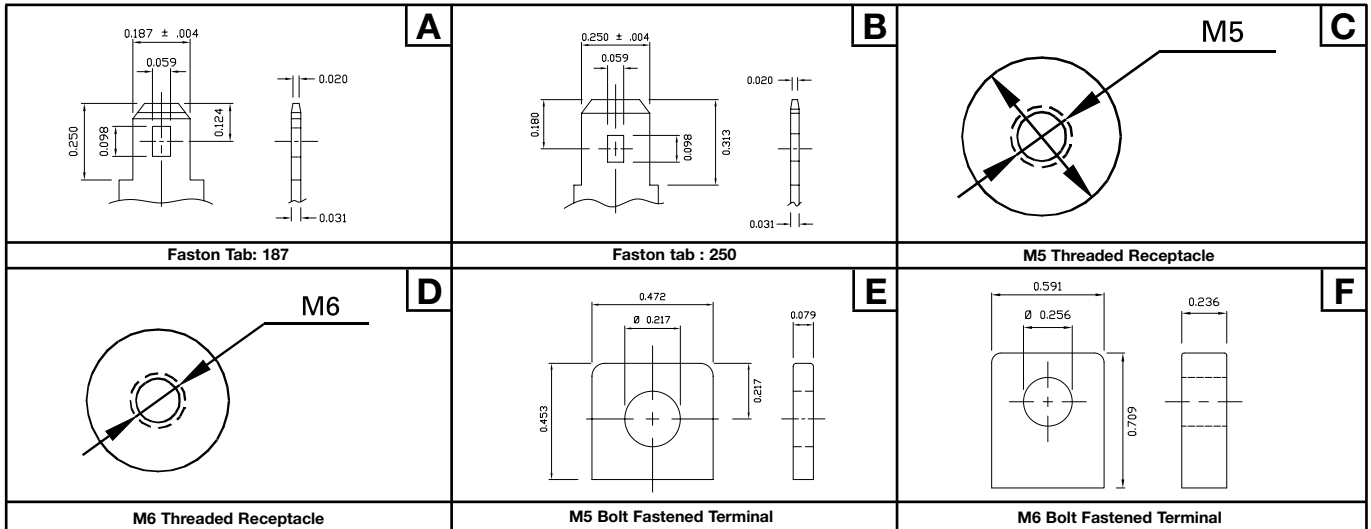
Torque Specifications

M5 bolt - 26.6 lbf.in (3Nm) +/- 5%
M6 bolt - 44.31 lbf.in (5Nm) +/- 5%
M5 receptacle - 35.4 lbf.in (4Nm) +/- 5%
M6 receptacle - 65 lbf. in (6.8Nm) +/- 5%

LAYOUT ILLUSTRATION



TERMINAL ILLUSTRATION



6 VOLT SERIES

Type	Volts/Cell	MINUTES								HOURS
		5	10	15	20	30	40	50	1	
NPX-35-6	1.75	66.0	42.0	33.0	26.0	20.0	16.2	13.2	11.2	
	1.70	67.0	43.0	34.0	27.0	20.8	17.0	13.7	11.5	
	1.67	68.0	44.0	35.0	28.0	21.5	17.6	14.0	11.8	
	1.60	70.0	46.0	36.0	29.0	22.0	18.2	14.5	12.1	
	1.50	71.0	47.0	38.0	31.0	23.0	18.8	15.0	12.4	
NPX-50-6	1.75	92.0	59.0	48.0	36.0	27.0	20.5	17.5	15.2	
	1.70	93.0	60.0	49.0	37.0	28.0	21.2	18.0	15.4	
	1.67	94.0	60.0	50.0	38.0	29.0	21.7	18.5	15.6	
	1.60	96.0	62.0	52.5	40.0	29.5	22.5	18.8	15.8	
	1.50	97.0	63.0	53.5	41.0	29.8	23.0	19.0	16.0	

12 VOLT SERIES

NPX-25	1.75	43.0	29.0	21.0	17.0	12.8	10.2	8.7	7.6
	1.70	45.0	30.0	22.0	17.6	13.2	10.4	8.9	7.7
	1.67	47.0	31.0	23.0	18.1	13.6	10.6	9.1	7.8
	1.60	48.0	32.0	24.0	18.8	13.8	10.8	9.3	7.9
	1.50	49.0	33.0	25.0	19.4	14.0	11.0	9.5	8.1
NPX-35	1.75	66.0	42.0	33.0	26.0	20.0	16.2	13.2	11.2
	1.70	67.0	43.0	34.0	27.0	20.8	17.0	13.7	11.5
	1.67	68.0	44.0	35.0	28.0	21.5	17.6	14.0	11.8
	1.60	70.0	46.0	36.0	29.0	22.0	18.2	14.5	12.1
	1.50	71.0	47.0	38.0	31.0	23.0	18.8	15.0	12.4
NPX-80	1.75	136.0	102.0	78.0	63.0	42.0	37.0	31.0	25.0
	1.70	138.0	103.0	79.0	64.0	42.5	38.0	31.8	25.4
	1.67	140.0	104.0	80.0	65.0	43.3	38.0	32.3	25.8
	1.60	145.0	106.0	81.0	66.0	44.0	39.0	32.8	26.0
	1.50	148.0	109.0	83.0	68.0	45.0	40.0	33.0	26.2
NPX-100	1.75	170.0	115.0	90.0	74.0	54.0	44.0	35.5	31.5
	1.70	180.0	120.0	92.0	74.5	54.5	44.5	35.8	31.8
	1.67	185.0	125.0	95.0	75.0	55.0	45.0	36.0	32.0
	1.60	190.0	127.0	95.5	75.5	55.5	45.3	36.3	32.3
	1.50	195.0	130.0	96.0	76.0	56.0	45.6	36.6	32.6
NPX-135	1.75	244.0	161.0	123.0	100.0	74.0	59.2	50.0	44.5
	1.70	258.0	168.0	127.0	103.0	76.0	59.8	50.5	45.0
	1.67	265.0	172.0	135.0	105.0	77.0	60.3	51.0	45.4
	1.60	278.0	177.0	135.0	107.0	78.0	61.0	51.5	45.9
	1.50	285.0	180.0	136.0	108.0	78.0	61.3	52.0	46.2
NPX-150	1.75	250.0	180.0	140.0	115.0	86.0	71.0	61.0	54.0
	1.70	275.0	190.0	145.0	118.0	88.0	71.5	61.5	54.5
	1.67	285.0	200.0	150.0	120.0	90.0	72.0	62.0	55.0
	1.60	290.0	205.0	155.0	123.0	92.0	72.5	62.5	55.5
	1.50	310.0	210.0	160.0	125.0	92.5	73.0	63.0	56.0



www.enersys.com

EnerSys
 P.O. Box 14145
 Reading, PA USA 19612-4145
 Tel: +1-610-208-1991
 +1-800-538-3627
 Fax: +1-610-372-8613

EnerSys Europe
 Zurich, Switzerland
 Tel: +41 (0)44 215 74 17

EnerSys Asia
 Guangdong, China
 Tel: +86 755 2689 3639

