


SOG# 506-1	Standard Operating Guideline		
	Cumberland Road Fire Department Inc. <div style="border: 1px solid black; padding: 2px; text-align: center;">Service Testing of Fire Hose</div>	Approved By	
		Steven Parrish, Fire Chief	
		Effective Date	Revised Date
		11-5-1991	8-17-2023

PURPOSE:

The purpose of this standard is to comply with the guidelines set forth in NFPA 1962 (2018) for service testing of Attack and Supply hose. All fire hose owned and used by the Cumberland Road Fire Department shall be annually serviced tested during the month of April.

RESPONSIBILITIES:

It shall be the responsibility of the On-duty Shift Captain to assure that these procedures are completed as required.


It shall be the responsibility of the Logistics Officer Lieutenant to make sure this procedure is carried out in accordance with this policy.

DEFINITIONS:


ATTACK HOSE - Hose designed to be used by trained fire fighters and fire brigade members to combat fires beyond the incipient stage.

LARGE-DIAMETER HOSE- A hose of 3.5" or larger.

TESTING PROCEDURES:

SOG# 506-1	Standard Operating Guideline			
	<h2 style="text-align: center;">Cumberland Road Fire Department Inc.</h2>		Approved By	
			Steven Parrish, Fire Chief	
<div style="border: 1px solid black; padding: 5px; text-align: center;">Service Testing of Fire Hose</div>		Effective Date	Revised Date	
		11-5-1991	8-17-2023	

- A test location shall be selected that allows connection of the hose testing apparatus to a pressure water source.
- Each section of hose to be service tested shall be inspected prior to the test.
- Any section of hose that fails the inspection shall be removed of the test.
- The total length of any hose line in the hose test layout to be service tested shall not exceed 300ft.
- Attach a shut off type nozzle to the discharge end of each hose line. Mark the hose at the end of each coupling shank with a grease pencil. This is necessary to determine if there is any slippage of the coupling during the test.
- Fill each hose line with water and make sure that each nozzle is open and elevated during the filling process. Exhaust all the air from each line by permitting a normal water flow.
- After all the air has been expelled, leave the nozzles open and gradually raise the pressure at the nozzle to approximately 100 psi for fog streams. (A defective lining is more likely to pull loose during a flow of water under pressure than it is under static pressure. Pressure alone may not show a defective lining.)
- Reduce the pump pressure, close each nozzle slowly, and place each nozzle either on an elevated block or on the ground. Check all couplings for leakage and tighten those that are loose.
- Gradually raise the pump pressure to hose manufacturer recommendations for size of hose being tested. Currently the fire department will use the following pressures: 3" hose and below will use 250 psi and large diameter hose will be tested at 200 psi. Hold the recommended pressure for 3 minutes, observe all hose under pressure for any defects. Personnel should stay at least 15 feet away while inspecting under pressure.

SOG# 506-1	Standard Operating Guideline		
	Cumberland Road Fire Department Inc. <div style="border: 1px solid black; padding: 2px; text-align: center;">Service Testing of Fire Hose</div>	Approved By	
		Steven Parrish, Fire Chief	
		Effective Date	Revised Date
		11-5-1991	8-17-2023

- After 3 minutes, reduce the pump pressure slowly, close discharge, disengage pump, and open each nozzle.
- Observe all marks on the hose in back of the coupling shanks. If any of the couplings have moved or if any section develops leaks, this section has failed the test. If a section bursts during the test, all other sections in the line must be tested again. Hose that fails testing shall be tagged and remove from service until they can be repaired and re-tested.

RECORDS MANAGEMENT:

At the conclusion of the test, hose records shall be updated to reflect the results of the service test. These records shall be kept in the department’s Emergency Reporting Records Management System.

PERSONNEL SAFETY:

Because there is a potential for catastrophic failure during the service testing of fire hose, it is vital that safety precautions be taken to prevent exposure of anyone to this danger.

During the testing procedures all personnel in the vicinity of the hose shall wear a helmet with chinstrap in place, fire/work gloves and steel toe safety shoes/boots.

REFERNCES:

NFPA 1962 (2018)