




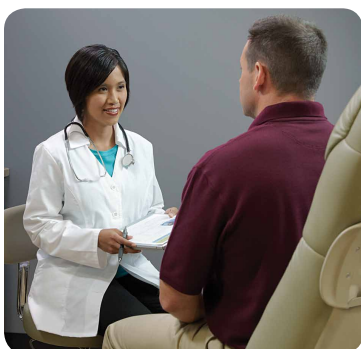


# SLEEPVIEW® WEB PORTAL



## OCCUPATIONAL TESTING WITH PATIENT IDcheck™

- 1 Suspecting OSA, healthcare provider interviews patient about sleep health and medical history to determine candidacy for home sleep testing.
- 2 Healthcare provider orders home sleep test, prepares monitor and instructs patient on proper setup and use of sleep monitor. The IDcheck™ sensor is placed on patient by Healthcare provider.
- 3 Patient leaves office same day prepared to self-administer home sleep test in the comfort and convenience of his own home. Patient connects the IDcheck™ sensor to SleepView® at bedtime along with the other sensors.



- 4 Patient returns sleep study kit to office. IDcheck™ sensor is inspected by healthcare provider to ensure the single-use adhesive has not been tampered with. Sleep test data is checked into portal for review and scoring by sleep technologist. Technologist verifies that IDcheck™ data meets pass criteria and notes results in the study report.
- 5 Board-certified sleep physician interprets sleep study and makes recommendation for treatment.
- 6 Follow-up visit with patient to review test results, treatment recommendations and long-term management, ensuring treatment effectiveness.