

GEO-MATRIX PERSONAL BACKS

PRIME

MAX

TENSION



SILVERBACK

THE NEXT
EVOLUTION
IN COMFORT



Blake
Medical Distribution

WHAT IS GEO-MATRIX GEL

Geo-Matrix Gel is a mineral oil based, dry polymer, solid gel.

That means Geo-Matrix gel is:

- Closed Cell – Won't migrate, leak or ooze like a fluid
- Durable – Stretches 10 times its length
- Hydrophobic – Won't absorb moisture
- Low Maintenance – Never needs to be adjusted or calibrated
- Vibration Dampening- Absorbs Vibration to reduce fatigue
- Cool – Stays cool to minimize perspiration

HOW GEO-MATRIX WORKS

Geo-Matrix square "columns" support a certain amount of weight and once they reach that threshold they "collapse" under pressure.

Because of this ability to be both firm in certain areas and soft in others (when they buckle), they have the ability to form a cradle and offer both superior pressure redistribution and immersion.

Once column walls collapse, the neighboring walls tighten to redistribute weight. In doing so, the neighboring walls increase bony prominence footprints, which greatly reduces overall pressure and risk of skin breakdown.



WHY IS GEO-MATRIX IDEAL IN A BACKREST

Geo-Matrix is a mineral oil based, dry polymer, solid gel. Being solid in nature, Geo-Matrix gel can work just as well vertically as horizontally; Geo-Matrix gel won't migrate away from pressure or succumb to gravity's pull. Geo-Matrix gel will stay put no matter if you are 90 degrees or in full tilt, ensuring maximum comfort and optimum skin protection.

Tilt and Recline cause shear.

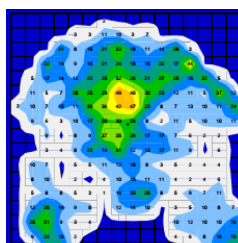
Anytime a chair is put into tilt or recline it creates shear. This shear can cause skin ulcers and skin tears. The segmented Geo-Matrix grid pattern moves along with the user reducing shear and reactionary force.

SEE & FEEL THE GEO-MATRIX SILVERBACK DIFFERENCE

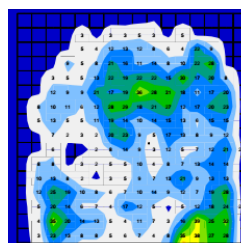
The Geo-Matrix Silverback Prime has a single strip of gel running the full length of the spine-notice the reduction of pressure along this high risk area.

In addition to the single strip of Geo-Matrix gel in the Prime, the Geo-Matrix Silverback Max has an additional full layer of Geo-Matrix gel across the entire surface. Notice the further reduction of spinal pressure and the overall reduction through the scapulae.

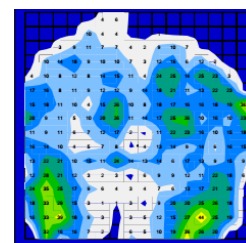
FOAM 45 TILT




PRIME 45 TILT



MAX 45 TILT



STRENGTH & COMFORT **FINALLY COMBINED**


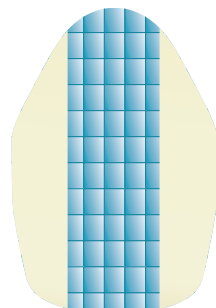
With the strength of  lightweight Aluminum Shells and Hardware Blake Medical can ensure Strength and Durability for the Silverback Prime and Max for years of enjoyment and abuse. These backs are rated for up to 250lbs in all degrees of angles.

GEO-MATRIX SILVERBACK PRIME



Prime Features

- 3 available contour options – Providing the appropriate amount of support
- Quick release hardware – Easy on chair adjustment
- Durable / lightweight aluminum shell – Ensures a long life while decreasing chair weight
- Geo-Matrix gel insert along the spine – Reduces the risk of shear and pressure sores along spinal column
- High density foam core - Increases support and comfort





Cross section Geo-Matrix Silverback Prime
foam and Geo-Matrix gel

GEO-MATRIX SILVERBACK MAX



Max Features


- 3 available contour options – Providing the appropriate amount of support
- Quick release hardware – Easy on chair adjustment
- Durable / lightweight aluminum shell – Ensures a long life while decreasing chair weight
- Geo-Matrix gel insert along the spine – Reduces the risk of shear and pressure sores along spinal column
- Additional Geo-Matrix full layer – Maximizes comfort and immersion while further reducing risk
- High density foam core - Increases support and comfort
- More supple immersion for kyphotic and bony prominence pressure reduction




Cross section Geo-Matrix Silverback Max
foam and Geo-Matrix gel

3 CONTOURS AVAILABLE


Active Contour
2.5" Depth (63.5mm)



Deep Contour
4" Depth (100mm)



Extra Deep Contour
6" Depth (150mm)



Standard 16"



Tall 18"



Extra Tall 20"

HOW TO ORDER YOUR SILVERBACK

M	16	S	A
Style	Width	Height	Contour
P-Prime	16"	S-Standard(16")	A-Active
M-Max	18"	T-Tall (18")	D-Deep
	20"	XT-Extra-Tall (20")	XD-Extra Deep

HARDWARE QUICK RELEASE

The Quick Release mounting hardware is made from a steel and durable nylon composite, sonic welded for strength. Designed to be strong and functional, the Quick Release mounting hardware is also lightweight and easy to adjust.




CUSTOMIZABLE AND CONTOURED

GEO-MATRIX SILVERBACK TENSION



Tension Features

- 9 velcro adjustable straps for a complete custom contour
- Padding for back cane posts for added protection
- Quick and secure installation
- Geo-Matrix gel insert for pressure reduction along the spine
- High density foams for increase support and comfort
- Unique ability to add custom pieces for additional support and contour
- Additional Geo-Matrix gel sheet available to increase comfort and skin protection



COMPLETE THE COMFORT PACKAGE


Your Geo-Matrix silverback will perform better as a system.

Try these Geo-Matrix seating products and accessories

GEO-MATRIX GOLD



HYBRID DEEP



GEO-MATRIX SILVER



FOOTPAD 6"



CALF PANEL



ELBOW PAD



WE'VE GOT YOUR BACK



Product	ADP Code	ND ADP Codes
Silverback Prime Active	SE0001108	
Silverback Prime Deep	SE0001108	SEBND0015 x2
Silverback Prime Extra Deep	SE0001108	SEBND0015 x3
Silverback Max Active	SE0001109	
Silverback Max Deep	SE0001109	SEBND0015 x2
Silverback Max Extra Deep	SE0001109	SEBND0015 x3



Distributed By:

