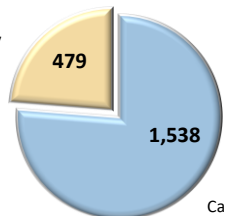


## OCFS REGION 1 - BUFFALO - 2018

### Referrals by CCR&Rs

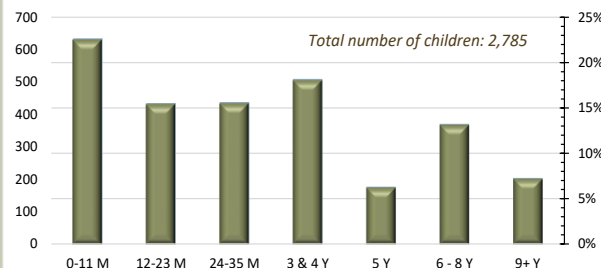
On-line searches by parent



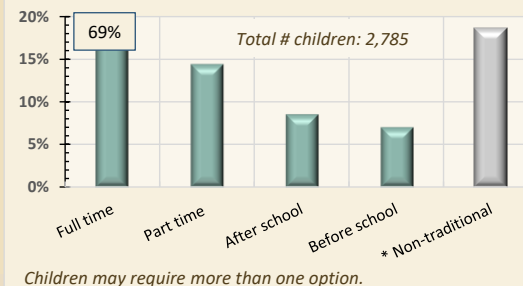
Calls & Inquiries to CCR&Rs

Total referrals: 2,017

### Ages of Children Served

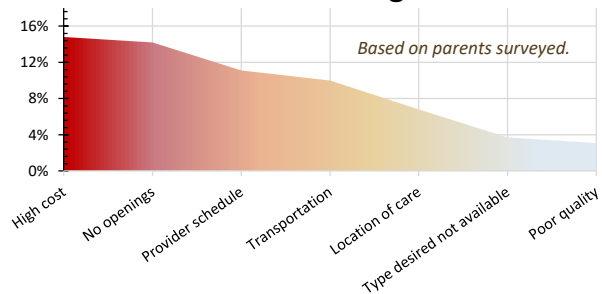


### Child Care Schedule Requests



\* Most providers do not offer non-traditional hours (evening, weekend, and overnight.)

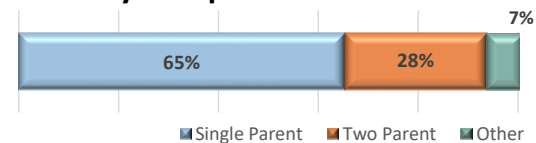
### Barriers to Finding Care



*"While child care shortages for infants and toddlers exist everywhere, they are especially pronounced in rural areas and counties with lower median family incomes. There are nine children under 3 for every child care slot in completely rural counties, compared with five per slot in mostly urban counties."*

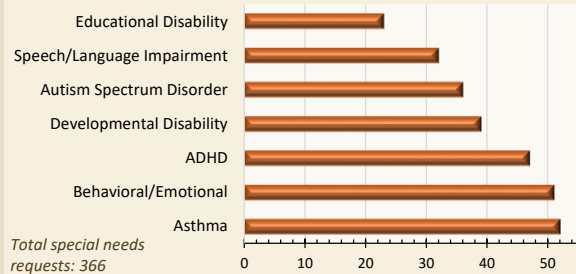
- Center for American Progress, Oct 2018 report: *Understanding Infant & Toddler Child Care Deserts*

### Family Composition Statistics

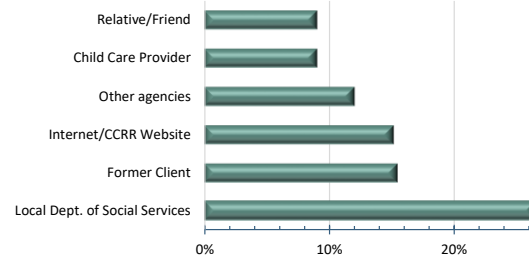


Total families: 1,824

### Special Needs Requests



### Referred to CCR&R by



### Poverty Statistics of Families

